

CHAPTER 19

DEVELOPMENT OF WOMEN

19.01 Women constitute about 50 percent of the total population of the State and are playing a vital role in the development of the State. But they wallowed for many years in the mire of illiteracy, poverty, obscurantism and exploitation mainly due to conservatism. Successive plan periods underlined the attempt to bring the women at par with men to play an equally, active and meaningful role in all spheres of national life. With gradual spread of education, health care and empowerment, there has been a paradigm shift in the status and position of women and they are rolls in the society. Governments have been playing a proactive role in ensuring adequate representation of women in different socio-economic and political areas.

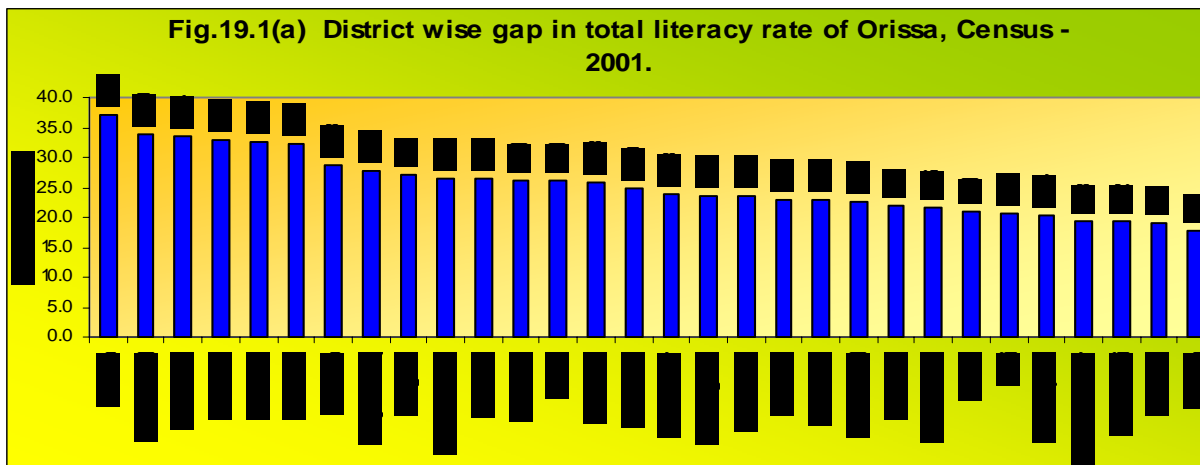
FEMALE LITERACY

19.02 Female literacy rate in the State has consistently been lower than that of males. Though the female literacy rate in the State increased from 4.5% in 1951 to 50.51% in

2001, it is still marginally lower than the National average of 54.16% and also much lower than the male literacy rate of 75.35% in the State. In rural areas, the female literacy rate is 46.66%. The literacy rate is significantly higher in urban areas than in rural areas both for the Country and Orissa. During 1991, rural literacy rate for the Country was 44.7% and urban literacy rate was 73.1%, which increased to 58.7% and 79.9% respectively during 2001. The corresponding increase for Orissa was 45.5% to 59.8% for rural and from 72% to 80.8% for urban sectors .During the period 1991-2001, the increase in literacy was relatively more faster in rural than the urban sectors. The gender gap in literacy in rural areas was much higher than urban areas both for the country and Orissa. The literacy rate of Orissa for Census 1991 and Census 2001 is given in Table-19.1. The district-wise gap in literacy rate is reflected in Fig--19.1(a).

Table 19.1
Category wise literacy rate in Orissa as per Census 1991 & 2001

Census 1991									
	All category			Scheduled Caste			Scheduled Tribe		
	Person	Male	Female	Person	Male	Female	Person	Male	Female
Rural	45.5	60	30.8	35.4	21.6	19.4	21.3	33.4	9.3
Urban	72.0	81.2	61.2	47.8	62.1	32.3	40.9	52.9	27.7
Total	49.1	63.1	34.7	36.8	52.4	20.7	22.3	34.4	10.2
Census 2001									
Rural	59.8	72.9	46.7	54.2	69.5	38.8	36.1	50.4	22.1
Urban	80.8	87.9	72.9	65.3	77.6	52.4	58.1	69.8	45.8
Total	63.1	75.3	50.5	55.5	70.5	40.3	37.4	51.5	23.4

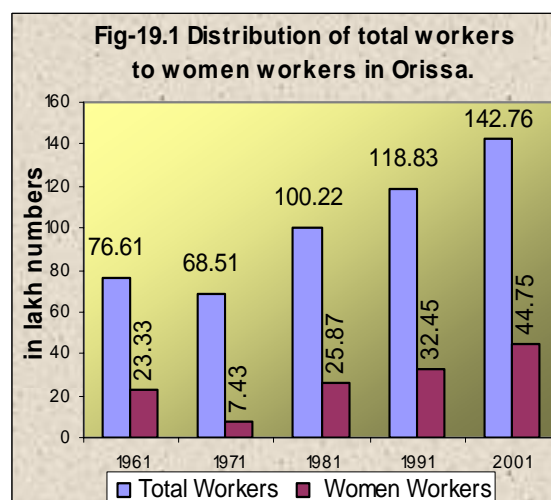


19.03 For development of female education; educational institutions including Kanyashrams have been established exclusively for girls, particularly in low literacy tribal areas. Mandatory provision has been made to provide free education for girls starting from Primary to Post Graduate level. ITIs and polytechnics, exclusively for women, have been opened to provide them professional training.

WOMEN IN WORK FORCE

19.04 As per 1971 Census, the percentage of women workers to total workers was 10.85%. Thereafter, it shows an increasing trend over the years and moved up to 31.35% by 2001 Census. It is further revealed that the percentage of women workers in the rural areas is always much more than that in urban areas. According to 2001 population Census, the percentage of female workers in the urban areas is 15.45%, while the same stands at 33.47% for rural Orissa. Fig. 19.1 represents the distribution of total workers to women workers in Orissa.

ECONOMIC SURVEY



Source: Census of India.

19.05 Further, the Census data reveals that the percentage of women workers to total workers under the category of main workers has marginally increased from 16.18% in 1981 to 16.53% in 2001 Census. But percentage of marginal workers to total marginal workers has decreased from 85.80% in 1981 to 61.66% in 2001 Census mainly due to their literacy and joining in service sector.

EMPLOYMENT OF WOMEN IN AGRICULTURE AND ALLIED ACTIVITIES

19.06 Women workers participate actively in agriculture including farm operations like

sowing, transplanting, weeding, hoeing and harvesting, whereas the majority of male workers attend to ploughing operations. The women are employed sporadically and seasonally often with lower wages in comparison with their male counterparts. Widespread illiteracy and lack of social mobility account for concentration of women in agriculture.

19.07 Further, it is also revealed from the Census data that, though the percentage of women workers engaged in agricultural sector (cultivator and agricultural labourers) to total women work force, increased from 42.75% in 1981 Census to 47.07% in 1991 Census, it has declined to 21.43% in 2001 Census. This again indicates that women workers now shift their preference from agricultural sector to other sectors.

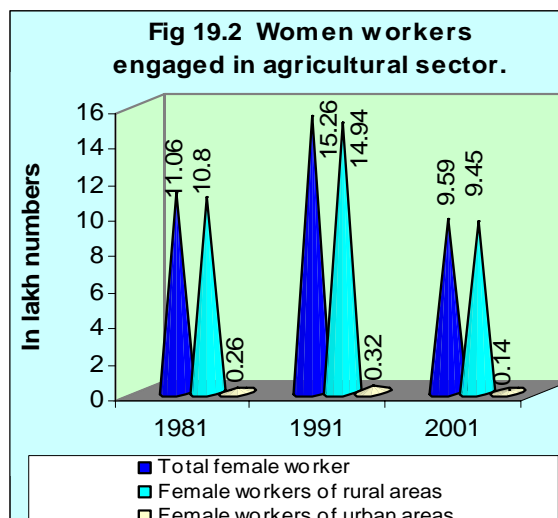
19.08 The Census figures since 1951 also revealed that about 95% of the total female workers and about 98% of the total female workers engaged in agricultural sector belongs to rural areas. While in 2001, about 94.15% of female workforce is from rural areas, corresponding percentages in 1981 and 1991 Census stood at 94.74% and 95.06% respectively (Table 19.2). Similarly, while 98.54% of the total female workers engaged in agricultural activities during 2001 Census are from rural Orissa, the corresponding percentages for 1981 and 1991 Census were 97.65% and 97.90% respectively.

Table 19.2
Distribution of Female workers.

Census Year	Total female workers (in lakh)	% to Total	Female workers in Agrl. Sector (in lakh)	% to Total
1981				
Total	25.87	100.00	11.06	100.00
Rural	24.51	94.74	10.80	97.65
Urban	1.36	5.26	0.26	2.35
1991				
Total	32.42	100.00	15.26	100.00
Rural	30.82	95.06	14.94	97.90
Urban	1.59	4.94	0.32	2.10
2001				
Total	44.75	100.00	9.59	100.00
Rural	42.13	94.15	9.45	98.54
Urban	2.61	5.85	0.14	1.46

Source: Census of India.

19.09 The Census data also reveals that about 98% of the total female workers engaged in agricultural activities belong to rural areas. The women workers engaged in agricultural sector since 1981 to 2001 Census with rural, urban break-up is reflected in Fig. 19.2.



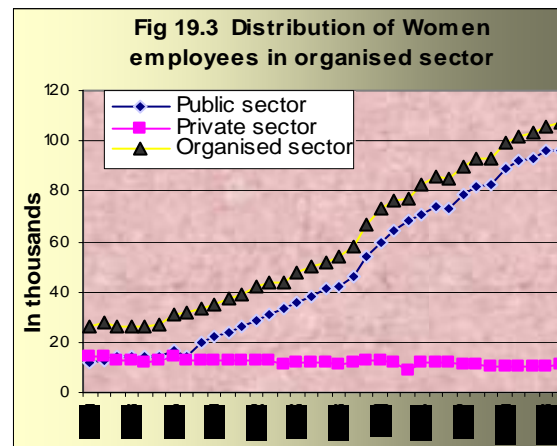
Source: Census of India.

EMPLOYMENT IN ORGANISED SECTOR

19.10 The percentage of women employees to total employees in the public sector was only 4.1% in the year 1970, which has increased to 15.4% by the end of 2007. On the other hand, the percentage of women employees to the total employees engaged in organized private sector was declined from 18.7% to 10.8% within the period from 2000 to 2007. On the whole, percentage of women employees to total employees in organized sector increased from 6.7% to 14.8% during 1970 to 2007.

19.11 Further, it is also observed that the number of women employees in the private sector remained lower than the public sector. From 1972 and onwards, the number of the women employment in private sector remained lower than that of public sector and this gap is being widened over the years. Out of total 0.26 lakh women employees in the year 1972, the number of women employees in public sector establishments was about 0.13 lakh as compared to 0.13 lakh women employees in private sector establishments. But thereafter, the number of women employees in the public sector has increased to 0.92 lakh in 2007, whereas the number of women employees in the private sector establishments have decreased to 0.10 lakh during the same period. The percentage of women employees in the private sector to total women employees in the organized sector was 53.85% in 1970, which decreased

to 35.14% in 1980, 19.40% in 1990, and 10.10% in 2000 and it has been only 9.6% by the end of 2007. During 2007, out of total of 6.88 lakh employees in the organized sector 14.8% were women, of which 90.4% were engaged in public sector. Fig. 19.3 depicts the distribution of women employees in organised sector from 1970 to 2007.



Source: Directorate of employment, Orissa.

Women Empowerment and Five Year Plans:

19.12 All round development of women has been one of the focal points of planning process in India. **The First Five Year Plan** (1951-56) envisaged a number of welfare measures for women. Establishment of the Central Social Welfare Board (CSWB), organization of Mahila Mandals or Women Clubs and the Community Development Programme was a step in this direction. During the **Second Five Year Plan** (1956-61), the empowerment of women was closely linked with the overall approach for intensive agricultural development programme. **The Third and Fourth Five Year Plans** (1961-66 and 1969-74) supported female education as

an important welfare measure. During **Fifth Five Year Plan** (1974-79) there was a shift in emphasis from welfare orientation to a developmental approach with the objective of removal of poverty and attainment of self-reliance. It emphasized on training of women, who were in need of income and protection. Functional literacy programmes got priority. This plan coincided with International Women's Decade and the submission of report of the Committee on the Status of Women in India. In 1976, 'Women's Welfare and Development Bureau' was set up under the Ministry of Social Welfare to act as a nodal point to coordinate policies and programmes for women's development. The **Sixth Five Year Plan** (1980-85) observed a definite shift from Welfare to Economic Development. It recognized women's lack of access to resources as a critical factor towards impeding their growth. **The Seventh Plan** (1985-90) emphasized on the need for gender equality and empowerment. For the first time, emphasis was placed upon qualitative aspects such as inculcation of confidence, generation of awareness with regards to rights and training on skill development for better employment and higher earning.

19.13 The **Eighth Five Year Plan** (1992-97) focused on the empowerment of women, especially at the grassroots level, through Panchayati Raj Institutions. The **Ninth Five Year Plan** (1995-2000) adopted a strategy of **ECONOMIC SURVEY**

Women's Component Plan, under which not less than 30 percent of funds/ benefits were earmarked for women specific programmes. During this plan period, the key elements of the strategy for development of women in the State were to-

- *Minimize Gender Gap*
- *Improvement of working conditions*
- *Accord high priority to increase female literacy with quality education.*
- *Focus on reproductive health.*
- *Organize Women Self Help Groups*
- *Improvement of skill through vocational training for economic rehabilitation.*

19.14 The **Tenth Five Year Plan** (2002-07) approach aims at empowering women through translating the recently adopted National Policy for Empowerment of Women (2001) in to action and ensuring Survival, Protection and Development of Women & Children. During this plan four more strategies have been added, namely-

- i. *To improve the nutritional and health status of children below the age of six years.*
- ii. *To reduce the incidence of infant and child mortality and malnutrition.*
- iii. *To ensure that funds/ benefits are earmarked for women in all women related sectors.*
- iv. *To include an identifiable Women Component Plan in all sectoral programmes of development to ensure that the benefits reach the women.*

PREVENTION OF DOWRY

19.15 The State Human Rights Protection Cell is monitoring the dowry related cases comprising dowry homicide, dowry suicide,

dowry related torture cases of the State. The 'Dowry Prohibition Act' was enacted by the State Government in 1991. NGOs are being encouraged with financial assistance by the State Government to propagate and organise dowry-less marriages, anti-dowry campaigns, seminars, workshops and street theatres to create mass awareness. Besides, the State Government has also issued special instructions for initiation of disciplinary action against its employees involved in dowry offences. The Government has appointed the Sub-Divisional Magistrates as the Dowry Prohibition Officers to act against dowry offenders. The Government has also appointed Advisory Boards to assist the Dowry Prohibition Officers in related cases. A committee, with a senior women officer as chairperson, has been set up in the districts by the Collector to monitor the problems of sexual harassment of women at the work place. Similarly, at the state level, the Government has set up a Complaint Committee in the Secretariat with a senior I.P.S. officer to look into the matter. During the year 2005, 2550 numbers of dowry and dowry related cases have been registered as against 2312 cases registered in 2004.

STATE COMMISSION FOR WOMEN

19.16 The 'State Commission for Women' is a statutory body, constituted in 1993 under the 'State Commission for Women Act, 1993' to sort-out family disputes and problems concerning women and to monitor the

ECONOMIC SURVEY

condition of women in prisons. The Commission also intervenes in instances of complaints of sexual harassment and trafficking of women. During 2007-08, the State Commission for Women received 2119 complaints including 119 dowry deaths, 799 dowry tortures, 88 rapes, 62 kidnapping, 51 suicide, besides 2026 non-dowry and other cases out of which a total 2199 number of cases have been disposed off, including cases registered in the previous years.

ORISSA STATE SOCIAL WELFARE ADVISORY BOARD (OSSWAB)

19.17 The Government of India established the Central Social Welfare Board (CWSB) in 1953 for implementation of welfare programme for women, children, handicapped and weaker sections through voluntary organizations. For better implementation of the programme of the CWSB, Orissa State Social Welfare Board came in to existence in 1954 and funding various welfare schemes under specified programmes and grants are being provided by the CSWB for the purpose. The following programmes are being implemented through State Social Welfare Board.

(I) Rajiv Gandhi National Crèche for the children of working and ailing mothers:

19.18 Registered voluntary organization are being provided with financial assistance to set up crèche units for the children of working and ailing mothers belonging to lower income group. Each unit consists of 25 children,

having age group of 0–6 years, who are provided with health check-up care, supplementary nutrition, immunization and sleeping facilities.

19.19 During 2007-08, a total number of 382 voluntary organizations having 582 units (rural 495, urban 87) have taken advantage of this programme. An amount of Rs 2.38 crore has been sanctioned and Rs 1.26 crore has been disbursed to these organizations for serving 14,550 beneficiaries.

lii) Condensed Course of Education for Adult Women:

19.20 The scheme of condensed course of education for women aims at facilitating social welfare and economic empowerment of women in the age group 15 years and above by providing education and relevant skill. Under this scheme, two years non-residential education courses are being provided to enable women to appear at primary, middle, HSC and higher secondary examinations and one year non-residential education course for women, who have failed in H.S.C or equivalent examination.

19.21 During 2007-08, 38 institutions, including 10 in rural areas have taken advantage of this programme. Out of the sanctioned amount Rs.50.02 lakh, an amount of Rs.14.55 lakh have been disbursed to these institutions and 950 beneficiaries were catered.

(iii) Awareness Generation Programme:

19.22 The awareness generation programme provides a platform for the rural and poor women to come together to share their experience and ideas and enable them to develop an understanding of their problems and way to tackle themselves. It has also helped women to organize themselves to develop leadership and strengthen women's participation in decision making.

19.23 During 2007-08, 126 nos. of institutions including 118 in rural areas have availed themselves of the advantages of the scheme. Total amount Rs.15.10 lakh have been sanctioned under the scheme, out of which a sum of Rs 17.42 lakhs including the liabilities of previous year has been disbursed benefiting 3775 beneficiaries. .

(iv) Family Counseling Centers:

19.24 The scheme came in to being during 1983, which provides preventive, curative and rehabilitative services to women, who are the victims of atrocities, exploitation and maladjustment and also to create awareness about prevailing laws relating to women and children besides providing referral services like free legal aid, police assistance, short-stay homes, medical treatment, vocational training etc. This is done to prepare them mentally for re-adjustment with their families through counseling by trained counselors.

19.25 During 2007-08, 33 nos. of institutions including two in rural areas have taken advantages of this programme. Out of total sanctioned amount of Rs.68.14 lakh, Rs.19.30 lakh have been disbursed obliging 1734 beneficiaries.

(v) Mahila Mandal Programme:

19.26 This scheme provides Balwadi and Maternity Services, Craft Training Centres and Health Services to women, children and physically handicapped. This is an integrated continuing programme and the Board sanctioned grants of 75% on the basis of schematic budget pattern and the remaining 25% is met by the concerned voluntary organizations as their contribution.

19.27 About 8100 beneficiaries have been benefited out of the scheme through 12 institutions having 8 centres involving an amount of Rs.48.58 lakh.

(vi) Working Women's Hostels

19.28 The scheme provides hostel facilities for the working women through the voluntary Organisation. Such hostels along with security provide homely atmosphere, neatly prepared food, sense of freedom and self reliance and an opportunity to live together with their fellow inmates with full confidence. During 2007-08, four (4) organizations with 78 nos. of inmate have taken the advantage of the programme. An amount of Rs.1.65 lakh has been released to these organizations during 2007-08.

(vii) Short-Stay Homes

19.29 Short-stay home provides institutional services like counseling and guidance, medical and psychiatric checkup and treatment facilities for development of skills and relationship to the women in distress or difficult circumstances arising out of family disturbances, emotional disturbances and moral danger etc. During 2007-08, a total 36 nos. of short stay homes including 28 in urban areas were functioning in the State and an amount of Rs.194.40 lakh has been released in favour of these organizations, out of which Rs.178.32 lakh were disbursed for 1080 beneficiaries.

REHABILITATION OF WOMEN IN DISTRESS

19.30 The objective of this scheme is to come to the rescue of women in distress and provide them training and support for their economic rehabilitation in society. 'Young widows, un-married mothers, victims of kidnapping, women driven to destitution because of prolonged illness are the categories of women considered to be in distresses'. The scheme is being operated through 6 NGOs with financial assistance from the State Government. An amount of Rs.3.10 lakh has been provided for the scheme during 2007-08.

CENTRAL HOME FOR WOMEN

19.31 Rehabilitation of the destitute and helpless women by providing them different vocational training for their economic

liberalization is the main objective of the 'Central Home for Women', located at Berhampur. During 2007-08, 20 inmates were maintained in this Home and vocational training in tailoring, toy making etc. was provided to them.

SWADHAR

19.32 "Swadhar" a central sector scheme is being implemented in the State since 2001-02 in order to provide holistic and integrated services to women in difficult circumstances such as destitute widows deserted by their families, women prisoners released from jail and without family support, women survivors of natural disasters who have been rendered homeless and without any social and economic support etc.

19.33 The package of services made available under the scheme include provision for food, clothing, shelter, health care, counseling and legal support, social and economical rehabilitation through education, awareness generation, skill up-gradation and behavioral training. At present, 29 projects are being funded under the Swadhar scheme.

BALIKA SAMRIDHI YOJANA (BSY)

19.34 This is a 100% central assistance scheme being implemented in the State w.e.f. 2nd October, 1997 with the objective of raising the overall status of the girl child and bringing about a positive change in the family and community attitude towards the girl child.

19.35 This scheme covers girl children in BPL family born on or after 15.08.1997 by giving a post-birth grant amounting to Rs.500/- which is put into a pass book account held jointly by the C.D.P.O. and the child's mother. This benefit is restricted to two girl children only in each household irrespective of the total number of children in the household. No funds from Government of India has been received for the scheme for the last three years.

MADHU BABU PENSION YOJANA (MBPY)

19.36 The State Government has introduced "Madhu Babu Pension Yojana" (MBPY) by merging two pension schemes viz. "Old Age Pension Rules, 1989" and "Disability Pension Rules, 1985" which came to effect from 1st January, 2008. All the beneficiaries who were covered under SOAP scheme and ODP scheme in the State, are now being treated as beneficiary under MBPY w.e.f. 01.01.2008.

19.37 A person who is a permanent resident/ domicile of Orissa and has not been convicted of any criminal offence and whose family income from all sources not exceeding Rs.12,000/- P.A., and belongs to any one category as stated below is entitled for the pension @ Rs.200/- per month.

- i) is of 60 years of age and above
- ii) or is a widow (irrespective of age)
- iii) is a leprosy patient with visibly signs of deformity (irrespective of age)

iv) is a person of 5 years of age or above and unable to do normal work due to deformity.

v) a widow of a AIDS patient

vi) an AIDS patient identified by State/ District AIDS Control Society.

19.38 The number of beneficiaries targeted to be covered under this scheme is 12,08,400 including additional target of 3,00,000. Funds are being released from State Plan and Non-Plan budget with a provision of Rs.290.02 crore.

NATIONAL OLD AGE PENSION SCHEME (NOAP)

19.39 National Old Age Pension (NOAP) scheme is one of the components of “National Social Assistance Programme (NSAP) being implemented in the state since 15th August, 1995. Under the scheme, elderly destitute of 65 years of age and above, having no regular means of assistance, are being paid with monthly pension at the increased rate of Rs.200/- per month from 1st April, 2006.

10.40 NOAP scheme has been re-launched as ‘Indira Gandhi National Old Age Pension Scheme’ by Government of India w.e.f. 19.11.07 where in the criteria for selection beneficiaries have been modified. As per revised criteria, all persons of 65 years or above and who are below poverty line as per BPL survey of 2002 will be covered under IGNOAP as against the earlier criteria of destitute persons under NOAP. Total

beneficiaries under this scheme is 6,43,400 from 01.12.2006.

10.41 A sum of Rs.724.32 crore has been proposed for the Eleventh Five Year Plan and Rs.172.63 crore has been proposed for the annual plan 2008-09 to provide pensions to the targeted beneficiaries.

MAHILA VIKAS SAMABAYA NIGAM (MVSAN)

19.42 Orissa Mahila Vikash Samabaya Nigam is a state level nodal agency for empowerment of women. As an apex co-operative society for women, it started functioning w.e.f. 5.3.1991 under administrative control of Women & Child Development Department, Government of Orissa. MVSAN started functioning with an authorized share capital of Rs.1.00 crore which was subsequently enhanced to Rs.5.00 crore. It received managerial subsidy from State Government and also received grant-in-aid from State Government, Government of India as well as from other reputed National and International agencies to conduct training on various programmes and issues. At present, schemes like Mission Shakti, Swawalamban (NORAD assisted) and Swayam-sidha are being implemented through MVSAN. Besides, MVSAN has been declared as the channelising agency for the state extending the benefits of National Handicapped Finance and Development Cooperation (NHFDC) to the disabled persons.

Mission Shakti

19.43 “Mission Shakti” a campaign for holistic empowerment of women was launched on 08.03.2005 with a target to organise 2.00 lakh women SHGs by 2008 covering all revenue villages in the State. As the above target has crossed by October, 2006, the target has been increased to 3 lakh for the mission period. ‘Mission Shakti’, as an umbrella organization, provides support to different stake holders working in the field of women empowerment such as Banks, NGOs, WFIs and other institutions. It has also provided opportunities for self employment by making use of their own and acquired skill. The achievement of the programme as on 31st March, 2008 is given below.

- i) No. of women SHGs formed – 3,22,721
- ii) No. of members – 39,71,196
- iii) Credit advanced - Rs.97,600.72 lakh
- iv) Amount of savings - Rs.16,996.12 lakh
- v) No. of WSHGs credit linked - 3,40,903
- vi) Federation formed - 7058
- vii) No. of SHGs to repeat finance -57,625
- viii) Amount of repeat finance- Rs.28375.70 lakh

19.44 Some other achievements of “Mission Shakti” are:

- *W. &C.D. Department has decided to transfer all primary schools to WSHGs for management of Mid-Day-Meal programme. So far, 34017, out of 57058 schools are being managed by WSHGs.*

- *Till date 6172 WSHGs are engaged as PDS agent for retailing and sub-wholesaling of Kerosene.*
- *Out of total 15,000 G.P. tanks in the state, about 5,961 tanks have been linked to WSHGs.*
- *WSHGs are actively participating in sensitizing and supporting pregnant mothers for institutional delivery.*
- *To provide all possible service support to WSHGs, Mission Shakti has launched “help-line” telephone services (toll free phone).*

19.45 An outlay of Rs.5.00 crore and Rs.1.0 crore have been proposed during 11th Plan period and Annual Plan, 2008-09 respectively under the programme.

Swawlamban (NORAD) Scheme

19.46 The scheme ‘Swawlamban’ is in operation in the State through Mahila Vikash Samabaya Nigam, since 1997-98 with the objective to provide assistance to projects sponsored by Public Undertakings/ corporations, Women Development Centre of Universities & Autonomous Organisations/ Voluntary Organisations for setting up of employment and income generating units, and training–cum–employment–cum–production units for women. The target group under the scheme shall be poor needy women in urban slums and rural areas within the age group of 18-50 years from weaker sections.

19.47 As on November, 2007, a total of 187 proposals have been sanctioned to 9350 beneficiaries with an amount of Rs. 456.65 lakh and the entire amount has been released by Government of India and Rs.454.11 lakh has been released by MVSN. It is pertinent to mention here that Government of India in Ministry of HRD, Department of W&CD have decided to transfer the scheme to the states and union territories w.e.f. April, 2006 and no further funds will be placed thereafter. Now the decisions are to be taken by the State Government for continuance of the scheme. The progress up to 2006-07 is placed at Table 19.3.

Table No – 19.3

Progress of Swawlamban scheme

Year (By the end of)	Sanctioned			Achievement		
	No. of project	Amount (Rs in cr.)	Beneficiaries	No. of units setup	Persons employed	Expenditure made (Rs. in cr.)
2000-01	110	2.77	5380	1410	1724	0.80
2001-02	26	0.57	1250	100	153	1.01
2002-03	12	0.28	580	30	39	0.73
2003-04	0	0	0	0	0	0.36
2004-05	39	0.95	2140	30	55	0.26
2005-06	0	0	0	335	660	0.86
2006-07	0	0	0	600	1243	0.51
Total	187	4.57	9350	2505	4624	4.53

Source: MVSN, Orissa.

National Handicapped Finance and Development Corporation (NHFDC)

19.48 NHFDC has been incorporated in 1997 under Companies Act as a company (not for profit). The authorized share capital of NHFDC is Rs. 400 crore. The main activity of the NHFDC is to promote economic and developmental activities for the benefit of

disabled persons. NHFDC is promoting the following schemes for the benefits of handicapped persons.

- *Loan assistance scheme for self employment in small business.*
- *Loan assistance scheme for disabled entrepreneurs.*
- *Loan assistance scheme for agricultural activities.*
- *Assistance for skill and entrepreneurial development programmes.*
- *Financial assistance to disabled for higher studies or professional training.*
- *Scheme to promote manufacturing, production of assistive devices for disabled persons.*

19.49 A person with minimum 40% disability within age group of 18 years to 55 years and annual family/ individual income less than Rs.80,000/- for rural and Rs.1.00 lakh for urban areas is entitled to avail the loan.

19.50 MVSN has been declared as the channelising agency for the State extending the benefits of NHFDC to the disabled person since 1998-99. Till date, an amount of Rs. 935.73 lakh has been sanctioned by NHFDC for 1960 beneficiaries out of which MVSN has released Rs.802.23lakh for 1739 handicapped persons as on 30.06.2008 and the balance amount of Rs.133.50 lakh relating to 221 cases have already been refunded. A total amount of Rs.302.56 lakh has been repaid towards outstanding loan installments to NHFDC as on 30.06.2008.

Swaymsidha

19.51 The Swaymsidha programme has been introduced in the state with the prime aim of improving the socio-economic condition of women, especially in the tribal dominated KBK districts of Orissa. For this purpose, 36 blocks have been selected in eight KBK districts and in the district of Boudh considering the density of tribal population and incidence of poverty. Highlights of Swaymsidha scheme are as follows:

- *Launched in 2001 in 36 blocks of 9 (nine) districts*
- *100 SHGs to be formed in each block*
- *50 village societies shall be formed in each block need not be registered.*
- *Lot of emphasis on capacity building and training.*
- *Cost of project per block is Rs.14.20 lakh and for the state Rs.78 lakh.*

19.52 Under this programme, Govt. of India has released an amount of Rs.589.18 lakh against the entitlement of Rs.589.20 lakh, out of which utilization certificates for Rs.468.51 lakh has been submitted to Government of India as on 31st March, 2008. 3600 Women Self Help Groups (WSHG) have been formed with 54,000 members covering 1777 villages of 653 G.Ps. Mostly, the members of these Women SHGs have preferred the major income generating activities viz. vegetable cultivation, small business, goatary, paddy processing, weaving etc. A total number of 2747 groups have availed loan from the

financial institutions with credit advance of Rs.14.97 crore. The total amount of savings made by these groups amounting to Rs.7.33 crore. This programme has dovetailed with “Mission Shakti” and the good and stable WSHGs are being provided training for capacity building.

Other Activities

19.53 ‘Right- to- immovable property’ is a must, without which empowerment of women cannot be achieved. This also has a substantial impact on social and intra-household status of women. The State Government have adopted the policy of allotting ceiling surplus & Government waste land and also homestead land to landless families jointly in the names of husband and wife.

19.54 Education for girl children has been given high priority both in qualitative and quantitative terms. Education for girls from primary to post-graduate level has been made free. Educational institutions, exclusively for girls in low literacy tribal areas, called ‘Kanyashrams’ have been established to increase access of education to girls, particularly amongst ST and SC communities.

19.55 Out of 13 Governments managed engineering schools/ polytechnics in the State, 4 polytechnics with intake capacity of 220 are meant exclusively for women. Similarly, out of the 24 Government ITIs/ ITCs, 10 are exclusively meant for women

trainees and cover trades like stenography, tailoring and weaving. Apart from these institutions, 13 private polytechnics/ engineering schools and 109 private ITIs (both for men and women) have been established to develop their professional skills. Various Co-operative Societies dealing with cottage industries are being formed and incentives/ assistance are provided by the State Government. Certain handicraft activities are exclusively meant for women workers and are being promoted by the State Government.

INTEGRATED CHILD DEVELOPMENT SCHEME (ICDS)

19.56 As per 2001 Census, Orissa has about 12.21 million children in the age group 0-14 years, which constitutes 33.2% of the state's total population. These resources deserve concerted support for their survival, development and protection. World's largest and most integrated programme, ICDS, was launched in 1975 with the following objectives:

- *To improve the nutritional and health status of children below the age group of six years and pregnant and lactating mothers.*
- *To reduce the incidence of mortality, morbidity, mal-nutrition and school dropouts.*
- *To lay foundation for proper psychological, physical and social development of the child.*
- *To enhance the capability of the mothers to look after the normal health and*

nutritional needs of the children through proper health and nutrition education.

19.57 This is a centrally sponsored scheme providing a package of services, i.e., supplementary nutrition, immunization, health-checkup, referral services, non-formal pre-school education and nutrition and health education. Now the state has achieved universalisation of the ICDS programme by way of coverage of all the 314 blocks apart from 12 urban projects in different urban areas through 41,697 Anganwadi Centres and 4,819 Mini Anganwadi Centres. All the projects with AWCs have become operational as on 31.03.2008. During 2007-08, Budget provision of Rs.17910.18 lakh was made under ICDS programme comprising Rs.7.67 lakh under Non-plan, Rs.900.00 lakh under State plan and Rs.17002.51 lakh under Central Plan.

Supplementary Nutrition Programme:

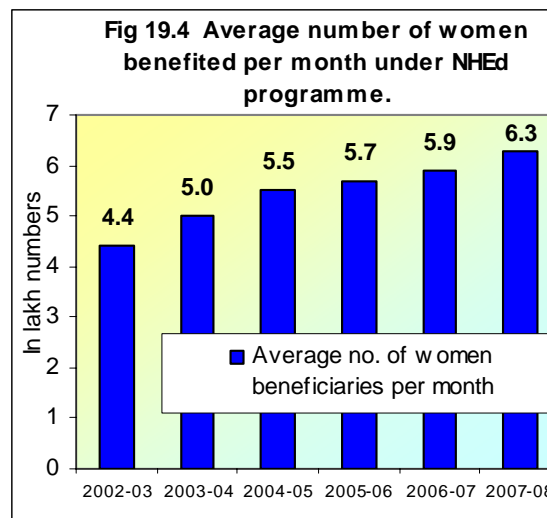
19.58 Supplementary Nutrition Programme is one of the most important components of ICDS and is being provided to needy children in the age group 6 months to 6 years, pregnant women and lactating mothers from low income families for a period of 300 days in a year. Beneficiaries relating to all KBK and Backward districts (eleven districts) have been universalized w.e.f. 01.11.2006 and the rest 19 districts w.e.f. 01.06.2007.

19.59 Services under the scheme are presently being made available to about 49.85

lakh beneficiaries comprising of about 42.02 lakh children (6 months to 6 years) and 7.83 lakh pregnant and lactating mothers through a net work of 41,697 Anganwadi Centres. Out of these, the State Government provides nutritional support to 38.38 lakh beneficiaries in 22 districts through 244 ICDS projects covering 32022 Anganwadi Centres. World Food Programme (WFP) are providing food assistance to 11.47 lakh beneficiaries in 8 KBK districts covering 82 projects through 9675 AWCs.

Nutrition and Health Education:

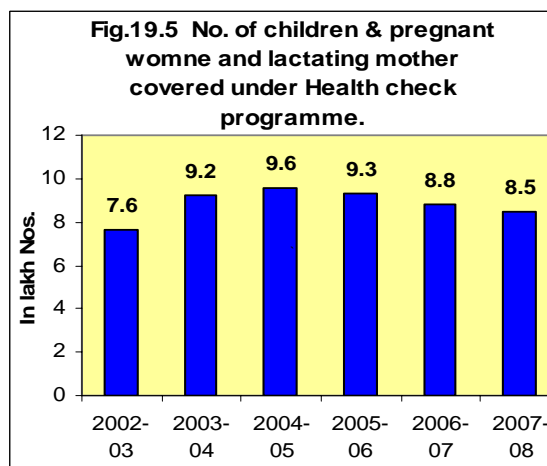
19.60 NHEd programme aims to cover all women in the age group 15-45 years so that they can look after their own health, nutrition and development needs as well as those of their children and their families. The programme comprises information on basic health, nutrition, child care & development of infant feeding practices, family planning and environmental sanitation. During 2007-08, an average number of 6.3 lakh women per month have been covered under NHEd programme. The coverage during the last six years has been reflected in Figure 19.4 which depicts an increasing trend.



Source: W & CD Department, Orissa.

Health Checkup:

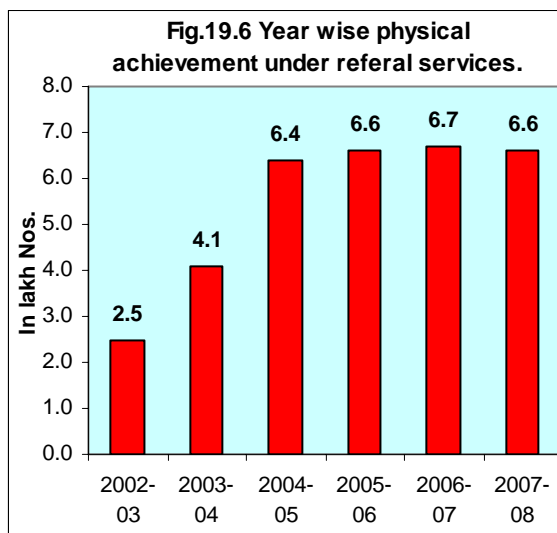
19.61 At the Anganwadi Centres, children, adolescent girls, pregnant and nursing women are examined at regular intervals by the health functionaries. During the year 2007-08, about 8.5 lakh children, pregnant women and nursing mothers have been covered under these services. The coverage under health checkup since 2002-03 is depicted in Figure 19.5 which shows a declining trend as compared to previous years after 2004-05.



Source: W & CD Department, Orissa.

Referral Services:

19.62 During health checkup and growth monitoring, sick or malnourished children in need of prompt medical attention were provided referral services through ICDS. During the year 2007-08, 6.6 lakh children, pregnant women and nursing mothers have been provided referral services through the AWCs. The coverage of the programme over the last six years has been depicted in Figure 19.6.



Source: W & CD Department, Orissa.

Early Childhood Care And Preschool Education (ECCE)

19.63 Article 45 of the Constitutions has been recently amended as ‘the state shall endeavor to provide early child hood care and education for all children until they complete the age of 6 years’. As such special focus is being given to the preschool education component of the ICDS programme, so that the children are fully prepared for entering class-I at the age of 6 years under Serva

Sikhya Abhijan (SSA) and District Primary Education Programme (DPEP).

19.64 Early childhood care and pre-school education under ICDS non-formal pre-school education is a crucial component which aims at universalization and qualitative improvements of primary education especially in remote and socio-economically backward areas with primary attention being given to girl children. This programme aims at providing a learning environment for all round development of children. During 2007-08, 13.0 lakh children (3-6 years) have been enrolled under preschool and the attendance was 11.3 lakhs which is placed at table 19.4 from the year 2002-03 to 2007-08.

Table - 19.4

Enrollment and attendance of Pre-school children

(In lakh Nos.)

Year	Enrollment	Attendance
2002-03	10.0	8.5
2003-04	10.6	9.3
2004-05	11.0	9.4
2005-06	10.6	9.4
2006-07	10.7	9.7
2007-08	13.0	11.3

Source: W & CD Department, Orissa.

Immunisation:

19.65 Immunisation of pregnant women against tetanus and immunization of infants against six vaccines – preventable diseases protect children from – poliomyelitis, diphtheria, pertussis, tetanus, tuberculosis and measles. These are major preventable causes of child mortality, disability, morbidity and related malnutrition. Immunisation of

pregnant women against tetanus also reduces maternal and neonatal mortality. The PHC and its subordinate health infrastructure carry out immunization programme. During 2007-08, about 6.59 lakh pregnant women and 28.51 children's have been covered under this programme. Table-19.5 shows the achievement of immunization programme under ICDS for the last six years.

Table – 19.5
Achievement under Immunization Programme under ICDS.

(In lakh nos.)

Year	DPT	BCG	Polio	Measles	T.T.
2002-03	6.49	7.03	7.75	6.89	5.5
2003-04	6.54	6.91	6.49	6.22	6.96
2004-05	6.77	7.05	6.81	6.68	6.94
2005-06	7.32	7.92	7.32	8.27	7.58
2006-07	6.93	7.20	6.86	6.75	6.85
2007-08	8.00	6.95	6.79	6.77	6.59

Source: W & C.D department

KISHORI SHAKTI YOJANA (KSY)

19.66 'Kishori Shakti Yojana' (KSY) is being implemented by Ministry of W&CD using the infrastructure of ICDS. The scheme targets adolescent girls in the age group of 11 to 18 years, for addressing their needs of self development, nutrition and health status, literacy & numerical skill, vocational skill etc. W & CD Department, Government of Orissa has decided to implement the programme through Balika Mandal in all the 326 ICDS projects in the State.

19.67 As per the survey report, 22,16,794 adolescent girls are to be covered under KSY from the year 2006-07 onward. Adolescent

girls in the age group of 11-18 years are being provided with iron and de-worming tablets. A sum of Rs.358.60 lakh have been released under KSY during 2007-08.

WOMEN COMPONENT UNDER SGSY

19.68 The main thrust of Govt. has been to combat poverty in rural areas. This philosophy has been reflected in all its development plans and programmes. Various strategies have been experimented, revised, modified and correspondingly altogether new strategy has been developed in different plans and programmes of the Government. In order to improve the condition of the deprived SGSY initiated in the year 1999 is the latest experiment in the order. The scheme claims to take care of the shortcomings in the earlier self-employment programmes like IRDP, TRYSEM, DWCRA, SITRA, GKY, MWS etc. It is a holistic approach, which focuses on creating viable and suitable enterprises in the rural areas by providing inputs such as conducting basic survey and feasibility analysis of the project, activity mapping, selection of key activities, study on availability of raw materials in local areas and product potential, training (basic orientation and skill up gradation), infrastructure, marketing etc. through identification of the cluster of economic activities for group as well as individual swarojgaris for different micro enterprise development. The ultimate aim is to bring the assisted poor swarojgaris in the rural areas above the poverty line. The

programme has run in to 8th year of operation. During 2007-08, 87171 swarozgaries were benefited under the scheme against the target of 81656 swarozgaries, out of which 77,972 (89.4%) were women.

WOMEN COMPONENT UNDER IAY

19.69 Shelter is a basic requirement for human survival and a well serviced house is the foundation for quality living. Ownership of a house provides significant economic security and dignity in society to an individual.

19.70 The IAY scheme is being implemented from the year 1985-86 to provide assistance for construction/ up-gradation of dwelling units to the BPL rural house holds belonging to SC, ST and freed bonded labourer categories. From the year 1995-96 on wards, the scope of the scheme has been extended to cover the rural BPL from the non SC & ST poor, subject to the condition that the benefits to the non SC/ST poor would not be more than 40% of the IAY allocation.

19.71 The unique feature of IAY is the allotment of houses to the female members of the beneficiary household. Alternatively, it can be allocated in the names of both husband & wife. The DRDAs / Zilla Parishad, on the basis of allocation made and target fixed, shall decide Panchayat wise no. of houses to be constructed under IAY during the particular financial year under intimation to Gram Sabha. Gram Sabha will select the beneficiaries, restricting the nos to the allotted targets from the list of eligible households as per the guidelines and fixed priority. Selection by Gram Sabha is final and no approval from the higher body is essential.

19.72 During 2007-08, 90,627 houses have been completed under IAY scheme against the target of 1,11,431 units, showing an achievement of 81%. Out of these, coverage under women was 77%. Table 19.6 represents the physical achievement under IAY scheme since 2002-03.

Table – 19.6

Physical Progress under IAY during 10th Plan Period (2002-07).

Year	Target	Physical achievement in %					Women	Achievement as % of target
		Total achievement	SC	ST	Others	Women		
2002-03	51824	48465	37	31	32	4	1862	94
2003-04	66026	58996	36	31	33	3	1623	89
2004-05	74735	67892	35	32	33	4	2884	91
2005-06	75465	77850	36	27	37	99	77056	103
2006-07	80228	79668	36	29	35	93	73890	99
2007-08	111431	90627	37	27	36	77	69941	81

Source: PR Department, Govt. of Orissa.

Flow of Funds under women component:

19.73 During the Annual Plan, 2007-08, the expenditure under Women Component is of the order of Rs.249.11 crore in respect of seven development sectors. A sum of Rs.845.41 crore is expected to flow to women component out of the divisible proposed outlay of Rs.3204.36 crore in the 11th Five year Plan which works out to 26.38%. A sum of Rs.350.17 crore is expected to flow to

women component out of the divisible proposed outlay of Rs.1089.38 crore in the Annual Plan: 2008-09 which works out to 32.14%. Sector wise outlay that contains the divisible proposed outlay under seven sectors and flow of funds to the women component for 11th Five Year Plan and Annual Plan, 2008-09 is presented in Table 19.7 below.

Table – 19.7**Sector wise outlay and flow of funds under the women component**

(Rs. In crore)

Sector	10th plan (2002-07) Expenditure under women component	11th Five Year Plan		Expenditure under women component 2007-08(AE)	Annual Plan, 2008-09	
		Total outlay	Expected flow to women component		Total outlay	Flow to women component
Agriculture & Allied activities	3.08	54.26	5.31	10.10	15.86	1.99
Rural Development	201.11	938.98	309.88	55.37	122.66	40.48
Industry & Minerals	1.62	42.24	12.24	1.94	11.49	2.60
Social Services	355.86	2136.84	511.10	179.71	938.57	304.98
Special area programme	0.27	18.00	2.70	0.60	0.80	0.12
Energy	0.51	14.04	4.17	1.38	-	-
Science, Technology & Environment	0.05	-	-	-	-	-
Total	562.50	3204.36	845.41	249.11	1089.38	350.17

Source; W. & CD Department, Govt. of Orissa

