

**EVALUATION STUDY OF
AYURVEDIC AND HOMOEOPATHIC DISPENSARIES
AND HERBAL GARDENS IN ALL THE EIGHT KBK
DISTRICTS OF ORISSA**

(PROGRAMME/SCHEMES UNDER RLTA FOR THE KBK DISTRICTS)

FINAL REPORT

CONDUCTED BY

**ORISSA VOLUNTARY HEALTH ASSOCIATION
BHUBANESWAR**

SPONSORED BY

**DEPARTMENT OF PLANNING AND COORDINATION
GOVERNMENT OF ORISSA
BHUBANESWAR**

CONTENTS

Page No.

PREFACE

LIST OF TABLES

LIST OF CHARTS

A WORD ABOUT EVALUATING ORGANIZATION

Executive Summary

1	CHAPTER I	INTRODUCTION	1
1.1	SOCIO ECONOMIC AND HEALTH INDICATORS OF KBK DISTRICTS		1
1.2	The overall objectives of the programme were		6
1.3	District wise Target for In situ conservation of medicinal plants under RLTA in KBK Districts 2006-07 (In Hec)		7
2	CHAPTER II: OBJECTIVES AND METHODOLOGY		8
2.1	Objectives		8
2.2	Sub-objectives		8
2.3	Methodology		9
3	CHAPTER III: PROFILE OF THE STUDY AREA		16
3.1	Map of the Study Districts		16
3.2	Profile of Ayurvedic and Homoeopathic Dispensary		17
3.3	Study area and beneficiary profile		23
4	CHAPTER IV: FINDINGS		24
4.1	Observation of Case Management at the Dispensaries		25
4.3	Facility review		27
4.4	Key informants interview		33
4.6	Analysis of the constraints faced both by the Implementing Agency and Beneficiaries		42

4.7	Respondents Survey Findings	44
4.8	Satisfaction and Benefit report by village per	62
4.9	Aromatic and medicinal plantation	70
4.10	Constraints in implementation	74

5 CHAPTER V: CONCLUSION, SUGGESTIONS & RECOMMENDATIONS

ANNEXURES

I	Details of plantation sites surveyed	79
II	Health Institutions in KBK Districts	80
III	Study Instruments	82
IV	List of beneficiaries	100

PREFACE

It's indeed a great pleasure for Orissa Voluntary Health Association in undertaking the assignment titled "EVALUATION STUDY OF THE AYURVEDIC, HOMOEOPATHIC DISPENSARIES AND HERBAL GARDEN IN ALL THE EIGHT DISTRICTS OF KBK DISTRICT (POGRAMME/SCHEMES UNDER RLTA FOR THE KBK DISTRICTS)" of Orissa on behalf of Department of Planning and Coordination, Government of Orissa, Bhubaneswar.

The assignment was of extreme importance in further visualizing the impact/effect of the programme for which it was meant. KBK Districts are considered as the most vulnerable districts in terms of health and well being. In order to expedite the development process, Orissa Government adopted a special area development approach and launched revised long-term action plan. Under this programme apart from many other issues, the issue of improving quality life of the people was one of the areas where a specific strategy like restructuring and energizing social security system was of extreme importance.

The activities initiated under these broad objectives were (i) building rural productive infrastructure (ii) developing programmes for income generation activities on a sustainable manner (iii) restructuring and energizing social security system (iv) mobilizing and energizing the rural poor. Similarly to augment the need of health care of the people of KBK region, in the year 2002-03 a new scheme was launched on Ayurvedic and Homoeopathic medicines and initiation of herbal gardens in the region. However due to dearth of interim evaluation it was not possible to assess the pace of the programme and judge the impact of the programme whether the benefits are in tune with the objectives. As such Orissa Voluntary Health Association, Bhubaneswar during the period July – December 2006 in all the KBK Districts, carried out the evaluation.

On this auspicious moment of preparing this document, we sincerely convey our heart felt thanks to Department of Planning and Coordination, Government of Orissa for giving us the scope and opportunity to undertake the evaluation successfully. We are thankful to the entire key Officials of the department and Particularly to Dr R V Singh, Special Secretary for his timely guidance, cooperation and support in carrying out this important activity. The evaluation could not have been completed on time but for the untiring effort of the study team, we acknowledge the efforts made by the team in timely completion of the work. The evaluation was carried out under the over all guidance and supervision of Mr B. Panda.

Basudev Panda
Executive Director

LIST OF TABLES

- 1 Age group wise distribution of respondents (%)
- 2 Sex wise distribution of respondents (%)
- 3 Caste group wise distribution (%)
- 4 Religion wise distribution (%)
- 5 Distribution of respondents by Education (%)
- 6 Occupation wise distribution of respondents (%)
- 7 Distribution of Household by Illness (%)
- 8 Distribution of Household by Types of Illness experienced (%)
- 9 Distribution of respondents by Place of Consultation during Illness (%)
- 10 Non using of Homeopathic and Ayurvedic service by reason (%)
- 11 Distribution of dispensaries by availability (%)
- 12 Distribution of Health point by distance (%)
- 13 Distribution of respondents visiting Dispensary at the time of Illness (%)
- 14 Distribution of respondents visiting dispensary with reasons (%)
- 15 Reasons for not using dispensaries at the time of illness (%)
- 16 Frequency of visit to dispensary during illness (%)
- 17 Instruction for receiving medicine (%)
- 18 Quality of instructions (%)
- 19 Availability of medicine at dispensary
- 20 Opening of dispensaries (%)
- 21 Availability of staff at the time of illness (%)
- 22 Staff availability by category (%)
- 23 Conduct of Staff (%)
- 24 Satisfaction over dispensaries services (%)
- 25 Dissatisfaction over dispensaries services by reasons (%)
- 26 Perception of benefit (%)
- 27 Perception of benefit with reasons (%)
- 28 Perception that dispensaries of no benefit (%)
- 29 Respondent's suggestions (%)
- 30 Suggestion in improving the effectiveness of dispensary (%)
- 31 Sonapur: Satisfaction by Village
- 32 Benefit by district
- 33 Nawrangpur : Satisfaction by village
- 34 Benefit by village
- 35 Nuapara Satisfaction by village
- 36 Benefit by village
- 37 Kalahandi :Satisfaction by village
- 38 Benefit by village
- 39 Bolangir: Satisfaction by village
- 40 Benefit by Village
- 41 Koraput Satisfaction and Benefit report
- 42 Benefit by Village
- 43 Rayagada Satisfaction and Benefit report
- 44 Benefit by village

LIST OF CHARTS

Chart 1.	Number of Patients Attended Daily
Chart 2	Observation of Case Management – Clinical portion
Chart 3.	Observation of Case Management - Dispensing
Chart 4.	Observation of Case Management – Counseling
Chart 5.	Staff in Place at time of visit
Chart 6.	Type of Structure
Chart 7.	Fence/Compound Wall Available
Chart 8	Building Maintenance
Chart 9	Facilities Available in the Dispensary
Chart 10.	General Cleanliness in Dispensary
Chart 11.	General Structure of Dispensary
Chart 12.	Record Keeping at Dispensary
Chart 13.	Stock Level Last 3 Months
Chart 14.	Medicine and Equipment Storage
Chart 15.	IEC Materials Available in Dispensaries
Chart 16.	Area of Coverage of A/H Medical Officers
Chart 17.	Staff Strength & Qualification
Chart 18.	Supervision & Frequency
Chart 19.	Feedback Mechanism
Chart 20	Inventory & Frequency of Report Submission
Chart 21.	Sufficiency of Medicine Supply
Chart 22.	Initiated Solution to shortages
Chart 23.	Source of Medicine Supply
Chart 24.	Frequency of Medicines Collected from Inspector office
Chart 25.	Length of Time Supplies Reach Dispensaries
Chart 26.	Status of Current Building Infrastructure
Chart 27.	Existence of IEC Plan
Chart 28.	Perceived Acceptance Rate of Services
Chart 29.	Staff Strength
Chart 30.	Supervision, Feedback & Frequency
Chart 31	Staff strengths and qualifications
Chart 32	Supervision
Chart 33	Feedback/ Reporting/Record Keeping
Chart 34	Systems in Place
Chart 35	Frequency of Procurement and Delivery duration

A WORD ABOUT EVALUATING ORGANIZATION

ORISSA VOLUNTARY HEALTH ASSOCIATION is a secular, non-political and non-profit making oldest and largest health federation registered under Societies Registration Act of 1860 (Act XXI) in the state of Orissa. Being a federation, with its pre-defined goal and objectives OVHA is recognized as one of the apex organization on health in Orissa. It acts as a catalyst in the field of health and development. At one hand it establishes a congenial relation with the policy makers, planners, academicians etc. in order to strengthen the effort in improving the health status of the people of Orissa with Government, Regional, National, International level and on the other hand in close collaboration with bodies of similar types, it strengthens its activities through wide range of activities. It operates from its headquarters at Bhubaneswar and caters its services to every nook and corner in the state of Orissa with its member NGOs.

Mission

- Promotion of community health, social justice and human rights related to the provision and distribution of health care services to the under privileged and economically weaker section of the community.
- People's health movement and advocating congenial policies and plans aiming at improving the health status of the people of Orissa.

Vision: Making health a reality for the people of Orissa.

As far as **study and research** activities are concerned, OVHA is one of the leading institute in undertaking studies exclusively related to health and its determinants. During last years it has undertaken a good number of studies starting from Community Health to RCH, Mental Health, Sexual Health, Nutrition, etc. It also undertakes base line and end-line surveys and evaluation studies as part of its initiatives. The study and research findings are extensively used in further planning programmes and doing interventions. The external studies are mostly sponsored by Government, National and International NGOs apart from its own based on the existing projects and programmes.

EXECUTIVE SUMMARY

Title:

Evaluation study of Ayurvedic, Homoeopathic medicines and herbal gardens in all the eight KBK districts of Orissa

Objectives:

To assess the overall impact/effect of the programme/scheme in improving the health status of the people of KBK districts.

Methodology

The evaluation was carried in all the eight districts on a sample basis. Apart from household survey the other techniques like FGDs, in-depth interviews and facility survey were of importance to assess the effect and impact of the scheme.

Findings

1. Household survey

1.1 Demography

Most respondents were in the middle age groups with 17.6% over 51 years of age. Of these nearly three quarters were male. ST's and OBC's were most common at nearly one third of each of the survey sample, with a quarter SC's and 11% General caste. 95.5% were Hindu with one district having 7.6% Muslims and one 9.6% Christians. One third were illiterate, nearly a quarter had a mid-level education and 18.9% at a primary level of education. One third was farmers and one-third daily laborers, with 12.5% housewives.

1.2 Knowledge, respondents experience and attitudes

94.7% of households experienced illness in the last 12 months, with fever/flu reported in 67.2% of cases, 49.5% Colds, 49% Malaria, 32.7% headaches and 15.9% Diarrhea. TB was also high at 1.5% of Households. Half of the respondents opted to use a dispensary and half an allopathic option, with variations of around 10-15% per district. The main reason for choosing allopathic options is effective treatment.

7.2% of respondents were not aware of a dispensary in their area, with wide variations by district, from 95% awareness to only 25% in Malkangiri. For 74.2% of households, the dispensary was within walking distance and only Kalahandi was exception with a high of 8.6% of people having to go over 4kms to get the services.

65.3% often went to a dispensary at the time of illness and 24.7% never used the dispensary. The main reasons for using the service being Available (48.3%), Cheap (32.1%) and Effective (33%). 18.2% said allopathic options were too expensive and

13.2% expressed a belief in Indian Systems of Medicine. For those not using a dispensary the reasons cited were 'not effective', 'always closed', 'Doctor not available' and 'Medicines not available'. Utilization of the dispensaries ranges from 53.1% always visiting the dispensary at the time of illness in Nawrangpur to only 7.6% in Rayagada. Only 27.3% always used the dispensaries overall and a fifth of respondents never used the dispensaries.

Of those receiving medicines nearly all were given instructions and for nearly everyone these instructions were clear. Most people received medicines at the time of need, while 6.7% did not receive the medicines. 60.5% reported that their dispensary was open everyday, with a similar number saying staffs were always available. Of those staff members, half cited the Doctor as being the person available and a third the Peon. Most people responding gave positive indications about the staffs' behavior.

38.3% reported that they were satisfied with the dispensary and 13.5% gave a negative answer. However 25.9% were more than satisfied. Variations are wide by district and in the village reports they results are very specific per village for the negative responses (and so per dispensary). Of those dissatisfied, the underlying reason was the non availability of the services (Medicines, Doctors, and Staff).

65.5% reported the dispensary to be of benefit to themselves and their families. 16.7% believed there was no benefit. Most people gave their reasons for a positive answer as 'free or cheap', with 'availability' being the next most common option. Fewer people choose 'effective' or cited a belief in ISM, and these two points correlated with each other per district. For those responding negatively, 'availability', 'quality of medicines' and 'service of Doctor' were the main reasons (see village reports for a further breakdown).

Two thirds of respondents had a suggestion to make, with 'Quality medicines for all diseases', 'more medicines' and 'Doctor coming regularly' being the most common suggestions. 'Improved facilities' and 'all of the above' also scored significantly.

The village reports highlighted the individual nature of people's experience of the dispensaries services and serve as a good reference for improving overall quality by troubleshooting particularly poor areas. However, reasons for a poor service were not cited. Each district had one or more villages where the satisfaction and benefit ratings were low, with some districts having many villages with exceptionally low ratings. This impacted on the general performance of the district but clearly related to a localized experience too.

2. Observation and investigation

2.1 Observation of case management at the dispensaries

On an average nearly 30 patients were examined each day by each dispensary, with medicine preparations around half this figure. Most Medical Officers follow the standard protocol, with only the checking of vital signs. Only 56% of MO's performed the

preparation of medicines, this being otherwise done by the compounder. A high number labeled the medicines, most wrote in the patients register book and four fifths gave instructions.

Three quarters of Ayurvedic MO's counseled their patients on their illness, but only 46% of Homeopathic Medical Officers did the same. Two thirds in both cases asked the patients to repeat their instructions.

2.2 Facility Review

59% of Ayurvedic MO's and 48% of Homeopathic MO's had two staff in place, while 11% and 9% respectively had only one staff present (usually the PTS). 9% of homeopathic dispensaries had no staff at all and 25% of both Ayurvedic and Homoeopathic institutions had 3 staff present.

70% of Ayurvedic dispensaries were governments owned, 11% donated and 11% attached to PRI's or other societies. For homeopathic 54% were government owned, 18% donated and 21% shared. More Homeopathic dispensaries were pucca building (70%) than Ayurvedic (62%).

More than half of all dispensaries had no building maintenance and barely half had water and only a small minority had electricity or a toilet. Three quarters were observed to be in dilapidated conditions although overall cleanliness was good and better in Ayurvedic dispensaries.

80% of dispensaries maintained a list but only 73% of homeopathic dispensaries had inventory records. A good number had little stock left. Proper storage space was lacking and over a quarter did not have medicines properly labeled or stored. Almost no dispensaries had IEC materials available.

2.3 Key informants interviews

Of the Medical Officers, 78% were either fully trained or undergoing training. 67% of interviewees thought staff numbers were inadequate. Supervision levels were at 88% but only 60% reported inspectors actually visiting the dispensary and only 18% of dispensaries reported an inspector visit quarterly. 84% received feedback from their supervisors. Reporting and recording were mostly undertaken except in two cases where records were not shown to us.

66% of homeopathic dispensaries said supplies were sufficient and 42% of Ayurvedic dispensaries reported the same. 10% overall considered their supplies to be barely sufficient. Frequently used medicines were most likely to go out of stock. The majority of MO's did or could do nothing about stock shortages. The Inspectors office was the supply source, with collections occurring twice a year and the MO's themselves going to collect the medicines.

21% of interviewees reported their building to be dilapidated and 80% admitted of having no IEC plans. Ayurvedic MO's considered the acceptance of their services lower than homeopathic MO's. The reason for people not accepting the service were considered to be a lack of belief in the system of medicine, poor quality medicines and poor supplies of medicines.

A lack of facilities was the key problem reported followed by medicine supplies. Most reported a need for a regular replenishment and procurement system, with more money allocated. IEC was also pointed to along with quality of medicines.

Inspectors were only supervisors and did not have the mandate for procurement. Most responded of inadequately staffed. No buffer stocks or storage space was available in their office and no further course of action was available. Mobility and distance were the most commonly cited reasons for not visiting MO's. Inspectors also reported a key problem as the sanctioning of vacancies of MO posts and the poor facilities at dispensary level.

3. Aromatic plantations

The KBK districts are quite well known for its vast natural resources including Aromatic & Medicinal Plants, similarly the people in these districts entirely depend upon these resources in getting treatment & using the medicinal plants at the time of ill health & diseases. In realization of the need & importance the Govt. decided to implement a project in the degraded land, i.e. High slopes, and Valleys & Precipitous forest lands. The activities under the scheme identified as green hedge, fencing with thorny & medicinal plants and with other activities as well. Hence to assess the impact of the programme & its usages by the people residing in the area was evaluated.

CHAPTER I: INTRODUCTION

KBK districts of Orissa viz, undivided Kalahandi, Bolangir and Koraput account for 19.72% population over 30.59% geographical area of the State. 89.89% people of this region still live in villages. Lower population density (152 persons / sq.km) in comparison to 236 for Orissa indicates difficult living conditions and an undeveloped economy. Tribal communities dominate this region. Literacy rates are also far below the State as well as National averages. Female literacy is only 24.72%.

The districts quite from a long time were recognized as most vulnerable districts of Orissa experiencing multifaceted backwardness. Starting from poor health, swelling distress and dwindling economy, people of the region led a very miserable and painful life. The human resource development was almost in a dire state with indebtedness, illiteracy and ignorance. Other socio-economic indicators including population composition and density, net area irrigated, hospital beds, and connectivity of villages to growth centers and service centers are also far from satisfactory.

SOCIO ECONOMIC AND HEALTH INDICATORS OF KBK DISTRICTS

BOLANGIR			
		% of girl marrying below 18 years	57.7
Area in sq. km.	6575	% of births of order 3 and above	44.8
Rank in area	10	Couple Protection Rate (CPR)	38.5
% to Total Area of State	4.22	% of pregnant women with any ANC	68.6
Sub-divisions	3	% of pregnant women with full ANC	60.5
Tehsils	6	% of institutional delivery	13.3
Blocks	14	% of safe delivery	36.7
Gram Panchayats (GPs)	285	% of children with complete immunization	72.4
Towns	4	% of children with no immunization	4.3
Villages	1792	% of males with symptoms of RTI/STI	10.0
Total Population (2001 Census)	1335760	% of males with symptoms of RTI/STI	11.3
Male Population	673767	% of females aware of HIV/AIDS	16.8
Female Population	662033	% of males aware of HIV/AIDS	38.1
Rural Population	1181531	IMR (q1)	101
Urban Population	154229	CBR	29.0
Rank in Population	11	Category of District under RCH	B
% to Total population of State	3.64	Female Literacy	39.27
Total Population (0 - 6 years)	187929	Rank in Population Density (2001)	16
Male Population (0 - 6 years)	95519	Sex Ratio (2001)	983
Female Population (0 - 6 years)	92410	Rank in Sex Ratio	12
Growth Rates (1991 - 2001)	8.52	Total Lite rate population	630542
Density of Population (sq. km.)	203	Male Literate population	406836
KALAHANDI			

Area in sq. km.	7920	% of girl marrying below 18 years	59.4
Rank in area	7	% of births of order 3 and above	49.8
% to Total Area of State	5.09	Couple Protection Rate (CPR)	37.3
Sub-divisions	2	% of pregnant women with any ANC	66.6
Tehsils	7	% of pregnant women with full ANC	30.3
Blocks	13	% of institutional delivery	11.1
Gram Panchayats (GPs)	273	% of safe delivery	23.4
Towns	3	% of children with complete immunization	55.7
Villages	2205	% of children with no immunisation	9.2
Total Population (2001 Census)	1334372	% of males with symptoms of RTI/STI	9.0
Male Population	667126	% of males with symptoms of RTI/STI	14.1
Female Population	667246	% of females aware of HIV/AIDS	17.7
Rural Population	1234095	% of males aware of HIV/AIDS	41.2
Urban Population	100277	IMR (q1)	108
Rank in Population	12	CBR	29.2
% to Total population of State	3.64	Category of District under RCH	B
Total Population (0 - 6 years)	211191	Sex Ratio (2001)	1000
Male Population (0 - 6 years)	106150	Rank in Sex Ratio	6
Female Population (0 - 6 years)	105041	Total Lite rate population	518951
Growth Rates (1991 - 2001)	17.99	Male Literate population	352751
Density of Population (sq. km.)	168	Female literate population	166206
Rank in Population Density	21	Literacy Rate, Total (2001)	46.20
		Male Literacy	62.88
Male Population	667126	Female Literacy	29.56
KORAPUT			
Area in sq. km.	8807	% of girl marrying below 18 years	64.7
Rank in area	3	% of births of order 3 and above	50.1
% to Total Area of State	5.66	Couple Protection Rate (CPR)	40.4
Sub-divisions	2	% of pregnant women with any ANC	68.1
Tehsils	7	% of pregnant women with full ANC	31.6
Blocks	14	% of institutional delivery	11.1
Gram Panchayats (GPs)	226	% of safe delivery	20.4
Towns	4	% of children with complete immunization	55.5
Villages	1997	% of children with no immunisation	9.6
Total Population (2001 Census)	1177954	% of males with symptoms of RTI/STI	5.5
Male Population	589438	% of males with symptom RTI/STI	7.5
Female Population	588516	% of females aware of HIV/AIDS	12.7
Rural Population	979835	% of males aware of HIV/AIDS	19.6
Urban Population	198119	IMR (q1)	118
Rank in Population	15	CBR	34.3
% to Total population of State	3.21	Category of District under RCH	C
Total Population (0 - 6 years)	193317	Growth Rates (1991 - 2001)	14.41
Male Population (0 - 6 years)	96991	Density of Population (sq. km.)	134
Female Population (0 - 6 years)	96326	Rank in Population Density (2001)	24
Total Population (2001 Census)	1177954	Sex Ratio (2001)	998
Literacy Rate, Total (2001)	36.20	Rank in Sex Ratio	8
MALKANGIRI			

Area in sq. km.	5971	% of girl marrying below 18 years	56.0
Rank in area	13	% of births of order 3 and above	49.6
% to Total Area of State	3.72	Couple Protection Rate (CPR)	37.4
Sub-divisions	1	% of pregnant women with any ANC	56.3
Tehsils	3	% of pregnant women with full ANC	22.7
Blocks	7	% of institutional delivery	7.1
Gram Panchayats (GPs)	108	% of safe delivery	10.7
Towns	1	% of children with complete immunization	50.2
Villages	928	% of children with no immunisation	9.7
Density of Population (sq. km.)	83	% of males with symptoms of RTI/STI	13.5
Rank in Population Density (2001)	29	% of males with symptoms of RTI/STI	1.3
Total Population (2001 Census)	480232	% of females aware of HIV/AIDS	8.2
Male Population	240540	% of males aware of HIV/AIDS	17.2
Female Population	239692	IMR (q1)	118
Rural Population	445622	CBR	34.3
Urban Population	34610	Category of District under RCH	C
Rank in Population	28	Sex Ratio (2001)	996
% to Total population of State	1.31	Rank in Sex Ratio	9
Total Population (0 - 6 years)	83257	Total Literate population	124082
Male Population (0 - 6 years)	41844	Male Literate population	81890
Female Population (0 - 6 years)	41413	Female literate population	42192
Growth Rates (1991 - 2001)	13.71	Literacy Rate, Total (2001)	31.26
NOWRANGPUR			
		% of girl marrying below 18 years	69.5
Area in sq. km.	5291	% of births of order 3 and above	49.0
Rank in area	14	Couple Protection Rate (CPR)	31.8
% to Total Area of State	3.40	% of pregnant women with any ANC	81.7
Sub-divisions	1	% of pregnant women with full ANC	31.0
Tehsils	4	% of institutional delivery	12.3
Blocks	8	% of safe delivery	15.10
Gram Panchayats (GPs)	179	% of children with complete immunization	67.7
Towns	2	% of children with no immunization	11.8
Villages	897	% of males with symptoms of RTI/STI	16.3
Growth Rates (1991 - 2001)	20.26	% of males with symptoms of RTI/STI	16.5
Total Population (2001 Census)	1018171	% of females aware of HIV/AIDS	16.9
Male Population	511004	% of males aware of HIV/AIDS	34.9
Female Population	504167	IMR (q1)	118
Rural Population	958945	CBR	34.3
Urban Population	59226	Category of District under RCH	C
Rank in Population	19	Density of Population (sq. km.)	192
% to Total population of State	2.77	Rank in Population Density (2001)	17
Total Population (0 - 6 years)	180346	Sex Ratio (2001)	992
Male Population (0 - 6 years)	90061	Rank in Sex Ratio	10
Female Population (0 - 6 years)	90285	Total Lite rate population	287021
NUAPARA			

		% of girl marrying below 18 years	42.5
Area in sq. km.	3852	% of births of order 3 and above	52.3
Rank in area	20	Couple Protection Rate (CPR)	45.0
% to Total Area of State	2.47	% of pregnant women with any ANC	79.5
Sub-divisions	1	% of pregnant women with full ANC	40.4
Tehsils	2	% of institutional delivery	7.1
Blocks	5	% of safe delivery	21.0
Gram Panchayats (GPs)	109	% of children with complete immunization	52.4
Towns	2	% of children with no immunization	10.8
Villages	659	% of males with symptoms of RTI/STI	15.7
Density of Population (sq. km.)	138	% of males with symptoms of RTI/STI	10.3
Total Population (2001 Census)	530524	% of females aware of HIV/AIDS	9.5
Male Population	264490	% of males aware of HIV/AIDS	26.8
Female Population	266034	IMR (q1)	108
Rural Population	500495	CBR	29.9
Urban Population	30029	Category of District under RCH	C
Rank in Population	25	Rank in Population Density (2001)	23
% to Total population of State	1.45	Sex Ratio (2001)	1006
Total Population (0 - 6 years)	82369	Rank in Sex Ratio	5
Male Population (0 - 6 years)	41811	Total Literate population	189539
Female Population (0 - 6 years)	40558	Male Literate population	130900
Growth Rates (1991 – 00)	13.00	Female literate population	58639
RAYAGADA			
		% of girl marrying below 18 years	38.5
Area in sq. km.	7073	% of births of order 3 and above	47.2
Rank in area	8	Couple Protection Rate (CPR)	40.1
% to Total Area of State	4.54	% of pregnant women with any ANC	66.4
Sub-divisions	2	% of pregnant women with full ANC	31.4
Tehsils	4	% of institutional delivery	19.1
Blocks	11	% of safe delivery	28.1
Gram Panchayats (GPs)	171	% of children with complete immunization	55.2
Towns	3	% of children with no immunization	6.6
Villages	2667	% of males with symptoms of RTI/STI	12.3
Density of Population (sq. km.)	116	% of males with symptoms of RTI/STI	10.3
Total Population (2001 Census)	823019	% of females aware of HIV/AIDS	21.6
Male Population	405631	% of males aware of HIV/AIDS	40.5
Female Population	417388	IMR (q1)	118
Rural Population	707345	CBR	34.3
Urban Population	115374	Category of District under RCH	C
Rank in Population	22	Rank in Population Density (2001)	27
% to Total population of State	2.24	Sex Ratio (2001)	1029
Total Population (0 - 6 years)	140435	Rank in Sex Ratio	2
Male Population (0 - 6 years)	70822	Total Lite rate population	243100
Female Population (0 - 6 years)	69613	Literacy Rate, Total (2001)	35.61
SONEPUR			

		% of girl marrying below 18 years	39.2
Area in sq. km.	2337	% of births of order 3 and above	51.1
Rank in area	28	Couple Protection Rate (CPR)	48.2
% to Total Area of State	1.50	% of pregnant women with any ANC	88.9
Sub-divisions	2	% of pregnant women with full ANC	48.5
Tehsils	4	% of institutional delivery	13.8
Blocks	6	% of safe delivery	40.6
Gram Panchayats (GPs)	96	% of children with complete immunization	66.6
Towns	3	% of children with no immunization	2.1
Villages	959	% of males with symptoms of RTI/STI	8.6
Density of Population (sq. km.)	231	% of males with symptoms of RTI/STI	17.8
Total Population (2001 Census)	540659	% of females aware of HIV/AIDS	28.0
Male Population	275045	% of males aware of HIV/AIDS	44.9
Female Population	265614	IMR (q1)	101
Rural Population	500594	CBR	29.0
Urban Population	40065	Rank in Population Density (2001)	12
Rank in Population	24	Sex Ratio (2001)	966
% to Total population of State	1.47	Rank in Sex Ratio	21
Total Population (0 - 6 years)	74308	Total Lite rate population	298813
Male Population (0 - 6 years)	37887	Male Literate population	190443
Female Population (0 - 6 years)	36421	Female literate population	108370
Growth Rates (1991 – 00)	13.39	Literacy Rate, Total (2001)	64.07

In realization of the same and to remove the regional disparities and imbalances, Government of India in collaboration with Government of Orissa planned out a special area development approach and started implementing a project titled Revised Long Term Action Plan to further strengthen the development process in the KBK region in the year 1998-99. This special package was designed for a period up to 2006-07. The basic objectives of this special approach are to (i) drought and distress proofing (ii) poverty alleviation (iii) and improving quality of life of local people.

The activities initiated under these broad objectives are (i) building rural productive infrastructure (ii) developing programmes for income generation activities on a sustainable manner (iii) restructuring and energizing social security system (iv) mobilizing and energizing the rural poor.

Similarly to augment the need of health care of the people of KBK region, in the year 2002-03 a few more scheme was launched on Ayurvedic and Homoeopathic medicines and initiation of herbal gardens in the region.

Now the scheme Ayurvedic and Homoeopathic medicines and initiation of herbal gardens in the region project had consumed four valuable years with myriad actions and activities in the region. At the same time no interim evaluation report was available to assess the pace of the benefit of the programme and judge the impact of the programme whether the benefits are in tune of the pre defined objectives or not.

THE OVERALL OBJECTIVES OF THE PROGRAMME WERE

- Greater access of health services to the local people
- Development of health care services with improved access and quality response to the needs of the disadvantaged groups
- Adequate availability of health staff in the existing health institutions
- Promote and effective treatment
- Reduction of IMR and MMR
- Reduction of incidence of Pancha-vyadhi diseases
- Extension and acceptance of public health facilities
- Awareness and acceptance of medical facilities made available
- Introduction of innovative methods for popularizing the mass acceptance of the modern health facilities.

**District wise Target for In situ conservation of medicinal plants under RLTA
in KBK Districts 2006-07 (In Hec)**

Sl	Division/	District	Total
1	Rayagada	Rayagada	100
2	Jeypore	Koraput	100
3	Koraput	Koraput	100
4	Nowrangpur	Nowrangpur	100
5	Bolangir (e)	Bolangir	50
6	Bolangir (w)	Bolangir	50
7	Kalahandi (n)	Kalahandi	50
8	Kalahandi (s)	Kalahandi	50
9	Khariar	Nuapada	100
10	Malkanagiri	Malkanagiri	100
11	Bolangir (e)	Sonepur	100
12	Rairakhol	Sonepur	50
13	Samablpur	Sonepur	50
	Total		1000

Hence, on the above backdrop, Orissa Voluntary Health Association carried out an interim evaluation, in association with Dept of Planning and Coordination, Government of Orissa during the period July 2006 to December 2006 in all the KBK Districts of Orissa with the following objectives and methodology. The objective of the evaluation was basically to assess the impact of the programme in improving the health conditions of the people of the region and to suggest measures for further improvement of the actions and interventions. The evaluation was carried out on sampling basis with household interview, focus group discussions with the villagers, facility survey, visits to plantation sites and in-depth interviews with key informants.

CHAPTER II: OBJECTIVES AND METHODOLOGY

Objectives

- 1 To assess the impact of the scheme based on the input and process indicators supplemented by outcome indicators.
- 2 To critically review the physical progress of the scheme with all components.
- 3 To assess access, availability and utilization of services by the community.
- 4 To assess financial management, funds flow, utilization of funds, and sustainability of the activities
- 5 To provide innovative suggestions for appropriate reforms and corrective measures to improve programme design and implementation of strategies.
- 6 To document and analyze (benchmark) the present status of implementation of the projects under the scheme.

SUB-OBJECTIVES

- To evaluate the extent to which the objectives of the programme/scheme have been achieved so far and are likely to be achieved by 2010.
- To identify the constraints that the implementing agency responsible for implementation of the programmes/schemes faced and to the extent these constraints affected achievement.
- To identify the constraints faced by the beneficiaries, the nature of the constraints and the extent to which they impacted on benefit accrual.
- To ascertain special efforts, if any, made by the implementing agencies to avoid failures and/or to promote success of the programme.
- To identify “BEST PRACTICES”, if any, identified in the district or any other district the Consultants have knowledge about, and

Methodology

1 **Evaluation tasks**

- Review of scheme documents
- Development of survey guides/instruments
- Field data collection
- Evaluation reports based on

2 **Evaluation Design:** The evaluation study comprised of the following components.

- Facility survey
- Assessment of infrastructures and services provided
- Study of project management systems and processes
- Impact assessment
 - Improvement in human resource
 - Improvement in quality of life

3 **Evaluation methodology**

1. Direct observation and inspection of infrastructures and institutions
2. In depth interviews with key personnel
3. Study of project documents, project reports, performance reports, annual returns, other studies related to the project, records and training reports.
4. Interviews with various stakeholders like elected representatives, PRIs, field level service providers, village heads and beneficiaries.
5. Rapid household survey
6. Focus group discussions with adolescent groups, SHGs,
7. Interaction with NGOs

4 **Study Area**

In order to have a proper assessment/evaluation of the project activity the following blocks were covered.

Sl No	Name of the District	Name of the Block	Population
01	Koraput	Koraput Sadar	64608
		Similiguda	56156
		Lamtaput	54652
		Jeypore	99389
		Kundra	57597
		Boriguma	125982
		Biopariguda	88993
		Dasmanthpur	71106

02	Nowrangpur	Jharigaon	115204
		Dabugaon	55615
		Umatkote	136318
		Raighar	157832
		Chandahandi	60659
		Nandahandi	52190
		Papadhandi	110441
03	Malkanagiri	Mathili	79158
		Kudumulguma	48326
		Malkanagiri	53605
04	Rayagada	Ramanguda	44045
		Bissamcuttack	82282
		Muniguda	76993
		Gunupur	66676
		Rayagada	111236
		Kolnara	66624
		Padmapur	48368
05	Bolangir	Belpada	73621
		Bolangir	72909
		Pointala	110205
		Loisinga	84690
		Agalpur	87590
		Deogaon	85870
		Bangamunda	92064
		Siantala	94998
		Muribahal	92390
		Patnagarh	99455
		Gudubhela	51001
06	Sonepur	Tarabha	70084
		Bijimaharajpur	82595
		Ulunda	77625
		Sonepur	70015
07	Nuapada	Boden	7121

		Sinapali	98634
		Khariar	92998
		Komna	117895
08	Kalahandi	Narla	102309
		Bhawanipatna	140447
		Kesinga	97841
		Junagarh	157947
		Langigarh	75042

The blocks were chosen on the following criteria

- One block with Ayurvedic Dispensary
- One Block with Homoeopathic Dispensary
- One block either Homoeopathic or Ayurvedic institution

SAMPLE institutions and Households Studied

District	Ayurvedic Dispensaries		Homoeopathic		Aromatic Plantation	Total Household Covered
	Total	Sample Covered	Total	Sample Covered		
Koraput	18	5	19	6	1	1100
Malkangiri	8	2	7	2	1	400
Nowrangpur	16	5	22	6	1	1100
Rayagada	14	4	19	6	1	1100
Bolangir	18	5	33	10	1	1500
Sonepur	14	4	5	2	1	600
Kalahandi	17	5	20	6	1	1100
Nuapara	5	2	10	3	1	500
Total	110	32	135	41	8	7300

INTERVIEW WITH KEY INFORMANTS

District	Interview of Inspector Homoeopathy	Interview Inspector Ayurveda	Interview of MO I/c Homoeopathy	Interview of MO I/c Ayurveda	Interview of DFO	Interview of Forest Ranger
Koraput	1	1	6	5	1	1
Malkangiri			2	2		1
Nowrangpur			6	5	1	1
Rayagada			6	4	1	1
Bolangir		1	10	5	1	1
Sonepur			2	4		1
Kalahandi	1	1	6	5	1	1
Nuapara			3	2	1	1
Total	1	3	41	32	6	8

GROUP DISCUSSION AND DIRECT OBSERVATION OF DISPENSARY ACTIVITIES

District	Group Discussion	Direct observation of dispensary activities	Review of Records of Homoeopathic Dispensaries	Review of records of Ayurvedic Dispensary	Review Records Aromatic Plantation
Koraput	11	11	6	5	1
Malkangiri	4	4	2	2	1
Nowrangpur	11	11	6	5	1
Rayagada	10	10	6	4	1
Bolangir	15	15	10	5	1
Sonepur	6	6	2	4	1
Kalahandi	11	11	6	5	1
Nuapara	5	5	3	2	1
Total	73	73	41	32	8

5 Evaluation subjects and sampling:

- ❑ For the purpose of the facility survey and impact assessment the field visits covered all selected service institutions associated with the project .
- ❑ For impact assessment, the basic sampling unit was the HHs. The total number of HHs covered under the survey in each Block was 500 in numbers.
- ❑ The above HHs were identified among the villages with the criteria of far off villages and nearby villages to the institutions by 50:50
- ❑ In each village adequate weight age was given to socio economic parameters in selecting the households

6 Data Collection

Both primary and secondary data were collected from various sources using the structured schedules and questionnaires. To collect primary data at the household level and in consideration with different parameters taken for the survey, the schedules were prepared both open ended and close ended for the evaluation. The draft schedule after field testing was administered for in-depth household survey.

Similarly, to have the information from secondary sources the following methods were adopted during the survey.

7 Direct observation and visit of institutions

Before generating information from secondary sources, a thorough literature scan was conducted to have the basic information from the providers side in terms of propose plans/schemes, infrastructure development and services rendered to the people within the broad framework of the objectives of the project. The information scanned was broadly on

- Building Infrastructure
- Procurement of drugs
- Utilization of drugs
- Staffing pattern
- Process management, etc

8 In-depth interviews

As part of the survey methodology, in-depth interviews with key service providers both at block and district level were conducted to have a sound database to substantiate the data collected from primary levels. As such the following personnel were interviewed in-depth during the process on efficacy and effectiveness of the service provided under Ayurvedic and Homoeopathic Dispensaries.

Similarly, to have an assessment of aromatic and medicinal plantation and its effectiveness and sustainability, 2 no of VSS were interviewed in-depth on various aspects of aromatic and medicinal plantation. As such, 48 interviews were conducted for the purpose.

9 Focus Group Discussions

Focus group discussions were held in 2 villages (one far off and one nearby) with the villagers irrespective of population groups. As such 48 FGDs were carried out during the evaluation process.

10 Interaction with NGOs

From each identified block, the NGOs and CBOs were interviewed to know their perceptions about the efficacy and effectiveness of the programme.

11 Scope of survey:

1. Facility survey

- Status of civil work, Number of new constructions, repair, renovation and up gradation of existing buildings, their stages of completion
- Status of Equipment and instruments – provision, position, functional status, and scope of repair of non functioning instruments
- Status of furniture – provision, position and adequacy
- Vehicles – sanctioned, procurement, position

2. Procurement

- Sanctioned and procurement process – quantity, frequency/timing and availability of drugs

3. Staff positions

- Number of sanctioned posts
- Number of staff in position
- Vacancy position
- Round the clock availability of staff in the health institutions across the level

4. Capacity enhancement of staff

- Category and numbers of training programmes organized and level of participation
- Availability of RCH trained persons in different health institutions of the districts

5. IEC activities

- IEC material production – volume, category and quality of materials
- Utilization/distribution process and systems
- Events and use of mass media such as performing arts, video/film shows, cultural shows, etc. – number of events, participation and audience profile.

6 Data Scope

- No. of Institutions (Ayurvedic/Homoeopathic) functional
- No. of population catered in each institution
- Average OPD population per annum
- KAP of the given population
- No. of plantations

7 Evaluation instruments and questionnaire

As mentioned earlier, attempt was taken to collect data from both primary and secondary sources. The primary data collection was done with the help of structured open and close-ended questionnaire. Similarly, for focus group discussion, in-depth interviews and observation, interview guides and guidelines were administered. During the development of study questionnaire, it was well shared with the Department and after field testing the same was finalized for administration under the evaluation. Similarly, a pilot visit on 7th September 2006 to one of the Government Ayurvedic Dispensaries, Chatikana, Rayagada district was made to validate the evaluation instruments. The instruments used for the evaluation were as follows.

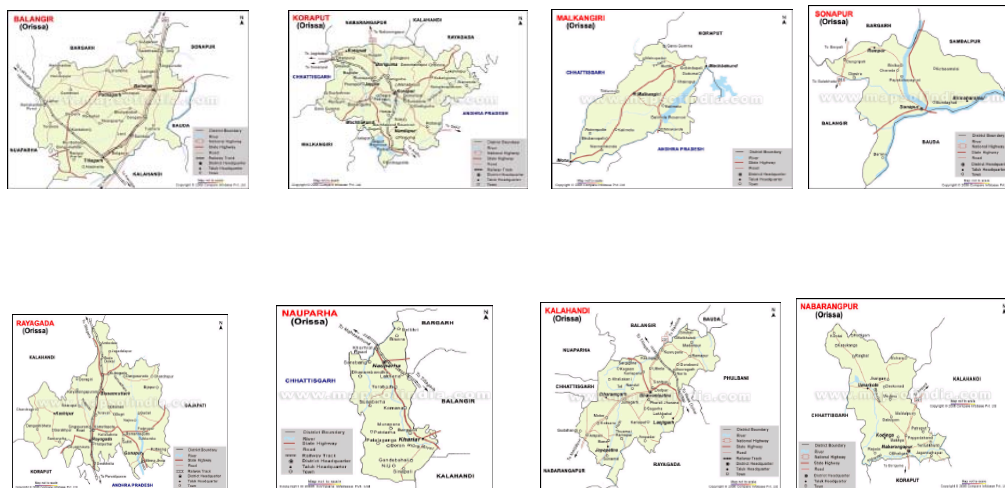
- 1 Household Schedule having scope for demography, Knowledge and attitude, etc.
- 2 Observation check list of dispensary activities including facility
- 3 FGD and In-depth interview schedule/guide
- 4 Check list for record review

The instruments used are given in the annexure III

CHAPTER III: PROFILE OF THE STUDY AREA

The socio economic profiles as well as the demographic features in detail of all the eight KBK districts have been presented in the first chapter. Besides, a low per capita income and predominance of agriculture are found other remarkable features. In these districts it is found that there is a high absorption of main workers in the primary sector. Moreover, %age of literacy in KBK region (43.30%) is much lower than the state average (63.08%). These are some of the major factors contributing towards backwardness of the KBK region.

MAP OF THE STUDY DISTRICTS



For improving the health conditions of the people, many Ayurvedic and Homoeopathic Dispensaries have been established in KBK region. Below are given a detail district wise list of ayurvedic and Homoeopathic Institutions along with their locations including name of the Block, GP and Village. .

PROFILE OF AYURVEDIC AND HOMOEOPATHIC DISPENSARIES

Ayurvedic

BOLANGIR

Sl	Institution	Village	GP	Block
1.	Salevata	Salevata	Loisingha	Sadar
2.	Rengali	Rengali	- do -	- do -
3.	Dunguripali	Dunguripali	- do -	- do -
4.	Bhutiabahal	Bhutiabahal	Deogaon	- do -
5.	Karuajhar	Badabandhu	- do -	- do -
6.	Gaudagoth	Goudagoth	- do -	- do -
7.	Jamut	Jamut	Gudvela	- do -
8.	Dhumbhata	Dhumbhata	Belpara	- do -
9.	Chhatamakhana	Chhatamakhana	Puintala	- do -
10.	Mehermunda	Malmehermunda	- do -	- do -
11.	Raimunda	Pipirida	- do -	- do -
12.	Chandanbhati	Chandanbhati	Sadar	- do -
13.	Baragaon	Bidipali	- do -	- do -
14.	Bharsuja	Bharsuja	Agalpur	- do -
15.	Kanthipal	Nuagaon	- do -	- do -
16.	Belgaon	Belgaon	Saintala	Titlagarh
17.	Karamtala	Karamtala	- do -	- do -
18.	Mohakhanda	Mohakhanda	Tureikela	- do -
19.	Badabanki	Badabanki	- do -	- do -
20.	Luthrabandha	Luthrabandha	Titlagarh	- do -
21.	Binikela	Binikela	- do -	- do -
22.	Mundapadar	Mundapadar	Bangamunda	- do -
23.	Bhalmunda	Bhalmunda	- do -	- do -
24.	Tureikela	Jamakanda	- do -	- do -
25.	Patrapali	Patrapali	Muribahal	- do -
26.	Nandupalla	Maharapadar	Khaparakhol	Patnagarh
27.	Bhandamunda	Bhandamunda	- do -	- do -
28.	Jogimunda	Jogimunda	Patnagarh	- do -
29.	Guchhipada	Gutipada	- do -	- do -
30.	Badatika	Badatika	Agalpur	- do -
31.	Daspur	Daspur	Puintala	- do -
32.	Kanut	Kanut	Belpara	- do -
33.	Naren	Naren	Titlagarh	- do -

SUBARNAPUR

Sl	Institution	Village	GP	Block
1.	Rampur	Rampur	Binka	Sonepur
2.	Sindurpur	Sindurpur	- do -	- do -
3.	Sullunda	Mahada	- do -	- do -
4.	Lachhipur	Lachhipur	Sonepur	Sonepur
5.	Sogarpali	Bisimunda	- do -	- do -
6.	Laturpank	Keonjharipali	Biramoharajpur	- do -
7.	Khandahata	Khandahata	- do -	- do -
8.	Kamasara	Kamasara	Tarva	- do -

9.	Lupersingha	Rengali	- do -	- do -
10.	Atasingha	Sibtala	- do -	- do -
11.	Singari	Singari	- do -	- do -
12.	Sindhoh	Ullunda	Ullunda	- do -
13.	Bhatabahali	Tomamurh	Dunguripali	- do -
14.	Amarapali	Bahalpadar	Biramoharjpur	

NUAPARA

Sl	Institution	Village	GP	Block
1.	Duajhar	Duajhar	Khariar	Nuapara
2.	Bijepur	Chindaguda	- do -	- do -
3.	Amanara	Amanara	Nuapara	- do -
4.	Mottanawapara	Mottanawapara	- do -	- do -
5.	Maraguda	Maragua	- do -	- do -
6.	Boden	Boden	Boden	- do -
7.	Kandetara	Kandetara	Komna	- do -
8.	Lakhana	Lakhana	- do -	- do -
9.	Nangalbad	Nangalbad	Sinapali	- do -
10.	Kendumunda	Kendumunda	- do -	- do -

KALAHANDI

Sl	Institution	Village	GP	Block
1.	Badachergaon	Badachergaon	Golmunda	Dharamgarh
2.	Mandal	Mandal	Kalampur	- do -
3.	Bhairipali	Bhairipali	Jaipatna	- do -
4.	Sandhikoliary	Sandhikoliary	Dharmgarh	- do -
5.	Budhidar	Budhidar	Junagarh	- do -
6.	Nandol	Nandol	- do -	- do -
7.	Mathura	Polas	- do -	- do -
8.	Gotamunda	Gotamunda	Koksara	- do -
9.	Musapali	Musapali	- do -	- do -
10.	Mohangiri	Mohangiri	M. Rampur	Bhawanipatna
11.	Urladani	Urladani	- do -	- do -
12.	Laitara	Laitara	Kesinga	- do -
13.	Karlapat	Karlapat	Th.Rampur	- do -
14.	Dumerpadar	Dumerpadar	- do -	(Gopalpur)
15.	Joradobra	Joradopara	Karlamunda	-do -
16.	Kamarda	Kamarda	Lanjigarh	- do -
17.	Gundri	Gundri	Narla	- do -
18.	Muskuti	Muskuti	--	--
19.	Chhancher	Chhancher	Bhawanipatna	--
20.	Balipada	Balipada	Narla	--

RAYAGADA

Sl	Institution	Village	GP	Block
1.	Kumutelepata	Kumutelepata	Rayagada	Rayagada
2.	Gumma	Gumma	- do -	- do -
3.	Therubali	Therubali	Kolnara	- do -
4.	Kailaskota	Kailaskota	- do -	- do -
5.	Sankarada	Sankarada	Kashipur	- do -
6.	Bolma	Bolma	K.Singhpur	- do-
7.	Raghubari	Raghubari	Muniguda	Gunupur
8.	Limapaiar	Dhamuini	Ramanguda	- do -

9.	Kujendri	Kujendri	- do -	- do -
10.	Hanumantapur	Hanumantapur	Chandrapur	-do -
11.	Siriguda	Siriguda	Gudari	- do -
12.	Titimiri	Titimiri	Gunpur	- do-
13.	Jaltar	Jaltar	- do -	- do -
14.	Kulasinga	Kulasinga	- do -	- do -
15.	Dabadakana	Nuaguda	- do -	- do -
16.	Siripali	Siripali	Kasipur	- do -
17.	Dimiriguda	Dimiriguda	Muniguda	- do -
18.	Gudiabandha	Gudiabandha	Padmapur	- do -
19.	Karlaghati	Karlaghati	Gudari	- do -

NOWRANGPUR

Sl	Institution	Village	GP	Block
1.	Benora	Benora	Umarkote	Nowrangpur
2.	Analabhathi (Marathiguda)	Marathiguda	- do -	- do -
3.	Keshacibeda	Beheda	- do -	- do -
4.	Bakadabeda	Bakadabeda	Kharigaon	- do -
5.	Sanatamera	Sanatamera	- do -	- do -
6.	Kadabhata	Kadabhata	- do -	- do -
7.	Maidalpur	Maidalpur	Papadahandi	- do -
8.	Medana	Medana	Dabugaon	- do -
9.	B. Maliguda	B. Maliguda	Chandahandi	-do -
10.	Jodinga	Jodinga	Raighar	-do -
11.	Mohanda	Mohanda	- do -	- do -
12.	Binjili	Binjili	Kusagumunda	- do -
13.	Kantgaon	Jhoriguma	Tentulikhunti	-do -
14.	Chateihandi	Bikrapur	Nowrangpur	- do -
15.	Badamada	Badamada	- do -	- do -
16.	Barankula	Mantriguda	- do -	- do -
17.	Majhidhanua	Majhidhanua	Kosagumunda	- do -
18.	Sanabarli	Sanabarli	Papadahandi	- do -
19.	Dhadipani	Dhadipani	Chandahandi	- do -
20.	Sarguli	Sarguli	Raighar	- do -
21.	Chacha	Chacha	Jharigam	- do -
22.	Bhandariguda	Bhandariguda	Umarkot	- do -

KORAPUT

Sl	Institution	Village	GP	Block
1.	Similiguda	Potangi	Koraput	Koraput
2.	Mohadeiput	Mohadeiput	- do -	- do -
3.	Hatagauda	Panthlung	Nandapur	- do -
4.	Debagandhana	Banamaliput	Lamtaput	Sadar
5.	Jayantagiri	jayantagiri	- do -	- do -
6.	Balel	Balel	Kotpada	Jeypore
7.	Chirma	Chirma	- do -	- do -
8.	Batasona	Batasona	- do -	- do -
9.	Jamunda	Jamunda	Jeypore	- do -
10.	Digapur	Digapur	Kunera	- do -
11.	Lima	Lima	- do -	- do -
12.	Benagam	Benagam	Boriguma	- do -
13.	Halodikunda	Halodikunda	Baipariguda	- do -
14.	Undanapur	Munja	Boriguma	- do -
15.	Patraput	Patraput	Jeypore	- do -
16.	Lula	Lula	Dasamantapur	- do -

17.	Renga	Renga	Similiguda	- do -
18.	Girala	Girala	Kotapada	- do -
19.	Litiguda	Litiguda	Koraput	- do -

MALKANGIRI

Sl	Institution	Village	GP	Block
1.	Bainjaniwada	Bainjaniwda	Kalimela	Malkangiri
2.	Salimi	Chandanga	Maithili	- do -
3.	Padia	Padia	Padia	- do -
4.	Mudulipada	Mudulipada	Kahirput	- do -
5.	Chalguda	Chalguda	Korukunda	- do -
6.	Pillakusumi	Somanathpur	Kudumuluguma	- do -
7.	Baraja	Tabopada	Malkangiri	- do -

Homoeopathy

BOLANGIR

Sl	Institution	Village	GP	Block
1.	Atagaon	Atagaon	Bolangir	Sadar
2.	Sibatala	Sibatala	- do -	- do -
3.	Bolangir Town	Bolangir (Municipality)	- do -	- do -
4.	Khujenpali	Khujenpali	- do -	- do -
5.	Jhankarpali	Jhankarpali	- do -	- do -
6.	Manbira	Manbira	Loisingha	- do -
7.	Patuapali	Patuapali	Agalpur	- do -
8.	Biripali	Bhalumunda	Bongamunda	Titlagarh
9.	Bhusalad	Ledagaon	- do -	- do -
10.	Kuskela	Kuskela	Titlagarh	- do -
11.	Dharpagada	Gandapatrapali	Saintala	- do -
12.	Kaukelgaon (Kandhakegaon)	Kandhakegaon	- do -	- do -
13.	Jurubandha	Jurubandha	- do -	- do -
14.	Malisira	Malisira	Muribahal	Titlagarh
15.	Kuibahal	Kuibahal	Tureikela	- do -
16.	Ghaguli	Ghaguli	Belpada	Patna
17.	Bharatbahal	Phatamunda	Patnagarh	- do -
18.	Tusura	Tusura	Gudvella (Tentulikhunti)	- do -

SONEPUR

Sl	Institution	Village	GP	Block
1.	Jaloi	Jaloi	Ullunda	Sonepur
2.	Bisipara	Nosofara	I;;imda	- do -
3.	Ichhapur	Ichhapur	Dunguripali	- do -
4.	Khari	Khari	Sonepur	- do -
5.	Gajabandhu Chhauk	Gajabandhu Chhauk (Andharibanji)	Dunguripali	- do -

KALAHANDI

Sl	Institution	Village	GP	Block
1.	Utkela	Utkela	Kesinga	Bhawanipatna
2.	Kesurpada	Kesurpada	- do -	- do -
3.	Balsi	Paralsinga	- do -	- do -

4.	Sikuan	Dumuria	Bhawanipatna	- do -
5.	Sarian	Sarian	Norla	- do -
6.	Masnal	Dangee	Lanjigarh	- do -
7.	Saisurani	Gurupur	Th. Rampur	- do -
8.	Khamarpadar	Gopalpur	- do -	- do -
9.	Manikera	Manikera	M. Rampur	- do -
10.	Faranga	Faranga	Golmunda	Dharamgarh
11.	Badakuturu	Badakutura	Kalampur	- do -
12.	Behera	Behera	Dharamagarh	- do -
13.	Dasigaon	Dasigaon	Junagarh	- do -
14.	Dahagaon	Dahagaon	Koksara	- do -
15.	Kalama	Bhawanipatna	Bhawanipatna	- do -
16.	Ainlabhata	Ainlabhata	Jaipatna	- do -
17.	Chhanchanbahali	Dharamgarh	Dharamga	- do -
18.	Bijepur	Bijepur	Lanjigarh	Lingagarh

NUAPARA

Sl	Institution	Village	GP	Block
1.	Sialati	Paraikhol	Nuapara	Nuapara
2.	Kuliabandha	Kuliabandha	- do -	- do -
3.	Dabri	Gandamar	Komna	- do -
4.	Khaira	Khaira	Boden	- do -
5.	Gandabahali	Gandabahali	Sinapali	- do-

NOWRANGPUR

Sl	Institution	Village	GP	Block
1.	Jadaguda	Bokanda	Umarkote	Nawarnagpur
2.	jamaranda	Hirapur	- do -	- do -
3.	Badagumunda	Badagumunda	Kasagumunda	- do -
4.	Katagaon	katagaon	- do -	- do -
5.	Anchalguma (Kangra)	Kangra	Tentulikhunti	- do -
6.	Dabugaon	Dabugaon	Dabugaon	- do -
7.	Barigaon	Barigaon	- do -	- do -
8.	Chandili	Pandikote	Papadahandi	- do -
9.	Pathanguda	Mentri	Nandahandi	- do -
10.	Gana	Gana	Raighar	- do -
11.	Dhodrasemeda	Parichipada	- do -	- do -
12.	Mundapadar	Badtamara	Bharigaon	- do -
13.	Nirundi	Kankut	- do -	- do -
14.	Rampalli	Rampalli	Kosagumunda	- do -
15.	Dongra	Dangra	Papadahandi	- do -
16.	Sindhigam	Sindhigam	Nowrangpur	- do -

RAYAGADA

Sl	Institution	Village	GP	Block
1.	Perupanga	Khusinga	Padmapur	Gunupur
2.	hadaguda	Buting	Ramanguda	- do -
3.	Kodma	Kodma	Gudari	- do -
4.	Putruguda	Murthili	Bissamcuttack	- do -
5.	Kumbhardhamani	Kumbhardhamani	- do -	- do -
6.	Bijepur	Bijepur	Chandrapur	- do -
7.	Munikhhol	Muniguda	Muniguda	- do -
8.	Bikrapur	Jaganathpur	Gunupur	- do -
9.	Kerada	Kerada	Rayagada	Rayagada

10.	Bolma	Bolma	K. Singhapur	- do -
11.	Dukum	Kukum	Bissamcuttack	- do -
12.	Maikancha	Maikancha	Kasipur	- do -
13.	Gajigaon	Gajigaon	Rayagada	- do -
14.	Serigumma	Serigumma	Kalyansinghpur	- do -

KORAPUT

Sl	Institution	Village	GP	Block
1.	Baraguda	Masingaon	Kundra	Jeypore
2.	Kamta	Kamta	Boriguma	- do -
3.	Phampuni	Phampuni	Jeypore	-do -
4.	Bagalaguda	--	- do -	- do -
5.	Sunki	Sunki	Pattangi	Sadar
6.	Kebadi	Kebadi	Sadar	- do -
7.	Dumbagada	Dumbagada	Dasamantapur	- do -
8.	Nandigaon	Nandigaon	- do -	- do -
9.	Kumargandhana	Kumargandhana	Bamptapur	- do -
10.	Almunda	Almunda	Bandhugaon	- do -
11.	Kaliaguda	Balada	Nandapur	- do -
12.	Dandabadi	Dandabadi	Baipariguda	- do -
13.	Jujhari	Jujhari	Boriguma	- do -
14.	Champi	Champi	Laxmipur	- do -
15.	Chachua	Chachua	Nandapur	- do -
16.	Borigi	Borigi	Narayanpatna	- do -
17.	Sipaliput	Sipaliput	Pattangi	- do -
18.	Dahiguda (Jaguluda)	Almunda	Bandhagaon	- do -

MALKANGIRI

Sl	Institution	Village	GP	Block
1.	Tamsar	Jamasa	Malkangiri	Malkangiri
2.	Muduliguda	Muduliguda	Kudumuluguma	-do -
3.	Kiyang	Kiyang	Mathili	- do-
4.	Populuru	Populuru	Kalimela	- do -
5.	Matapaka	Matapaka	Korukunda	- do -
6.	Mohupadar	Mohupadar	Mathili	- do -
7.	Kalapuli	Kalapuli	Khairput	- do -
8.	Niliguda	Niliguda	Podia	- do -

STUDY AREA AND BENEFICIARY PROFILE

In order to have proper assessment/evaluation of the project activity the following blocks were covered. Village wise and Block wise distribution of sample Households for both Ayurvedic and Homoeopathic dispensaries in all the KBK Districts are presented in the table below.

District	Block	Villages Ayurvedic Dispensary	Villages Homoeopathic Dispensary	Sample HHs Ayurveda	Sample HH Hom'pathy
Bolangir	Sadar Block	Baragaon (Biripali)	Atagaon (GP)	100	100
	Patnagarh	Jogimunda	Ghaguli(GP)	100	100
	Bangamunda	Mundapadar	Baripali (Bhalumunda)	100	100
Sonepur	Sadar	Lachhipur	Khan (GP)	100	100
	Ullunda	Sindhoh	Jaloi(GP)	100	100
	Dunguripali	Ghatabahali	Ichhapur (GP)	100	100
Kalahandi	Sadar	Chhancher	Sikun (Dumura)	100	100
	Narla	Muskuti	Sarian	100	100
	Th. Rampur	Karlapat	Saisurani (Gurupur)	100	100
Nuapara	Sadar	Mottanawapara	Sialati (Panaskul)	100	100
	Komna	Kandetara	Dabri (Gandamar)	100	100
	Sinapali	Nangalbad	Gandabahaliq	100	100
Koraput	Sadar	Mohadeiput	Kebadi	100	100
	Lamataput	Dabagandhana (Banamalipur)	Kumarbandhana	100	100
	Boriguma	Indanpur (Minjha)	Jujhari	100	100
Nowrangpur	Sadar	Chateihandi (Bikrampur)	Sindhigaon	100	100
	Jharigaon	Bakadbeda	Nirundi(Kankut)	100	100
	Raigarh	Jodinga	Gana	100	100
Rayagada	Sadar	Gumma	Kerada	100	100
	Kashipur	Sankarada	Maikanch	100	100
	Muniguda	Raghubari	Munikhoh (B. Muniguda)	100	100
Malkangiri	Sadar	Baraja (Tobarda)	Tamshar	100	100
	Kalimela	Bionjhangwadi	Popular	100	100
	Khairipur	Mudulipada	Kalapuli (Podaghata)	100	100

CHAPTER IV: FINDINGS

The data collected were thoroughly scrutinized, computerized and analyzed as per the needs of the evaluation plans. The details of the data analysis were presented below both in the form of tables, graphs and analysis statements.

FINANCIAL OUTLAY of Homoeopathic and Ayurvedic Medicines 2006-07

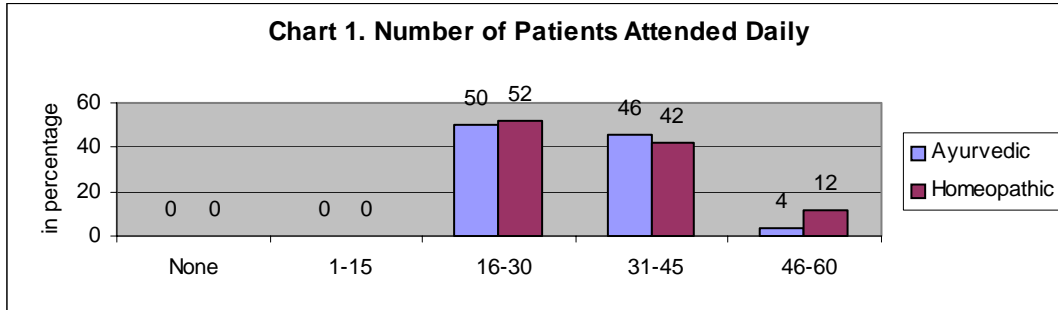
Sl No	Distict	Out lay (Rs in Lakhs)
1	Koraput	2.97
2	Malkanagiri	1.13
3	Nobrangpur	6.17
4	Rayagada	5.53
5	Bolangir	8.62
6	Sonepur	2.97
7	Kalahandi	5.85
8	Nuapara	5.45
Total		38.51

The physical number of Dispensaries of both the streams are given in the methodology section. However, the details are as follows

District	Ayurvedic Dispensaries	Homoeopathic
Koraput	18	19
Malkangiri	8	7
Nowrangpur	16	22
Rayagada	14	19
Bolangir	18	33
Sonepur	14	5
Kalahandi	17	20
Nuapara	5	10
Total	110	135

OBSERVATION OF CASE MANAGEMENT AT THE DISPENSARIES

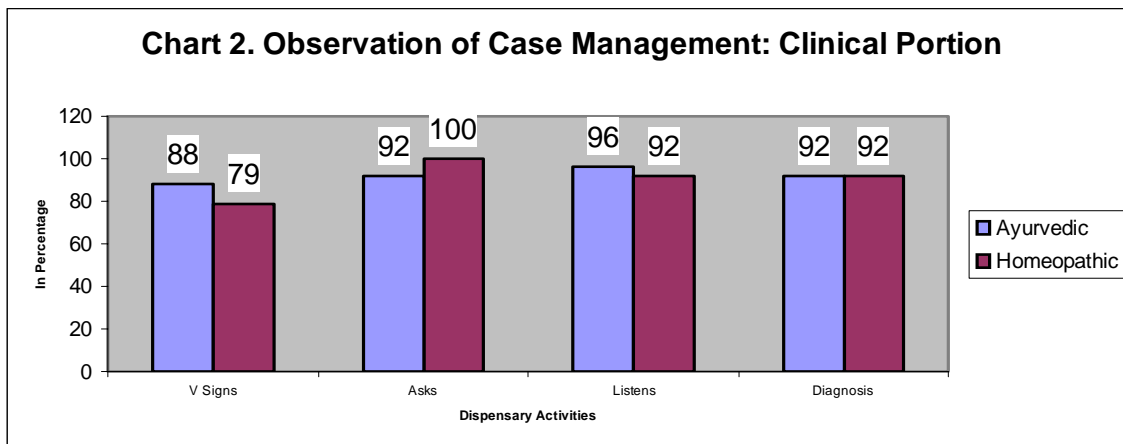
At the time of visit, the number of patients attended by the Ayurvedic doctors and Homeopathic doctors in a day's time, the average was 16-30 and 31-35 in functional dispensaries respectively.



The number of medicine preparations done ranges from 1-15 preparations (21% for ayurvedic and 25% for homeopathic) and 29% of both doing medicine preparations.

Observations were recorded on how the health providers conducted case management protocols with their patients. Case management process was divided into 3 parts: clinical, dispensing/prescribing, and counselling. The following were the results of the observation:

Chart 2 show that most of the Ayurvedic and Homeopathic Medical Officers follow the standard protocol in case management especially the clinical portion. Though there were slight variations but nonetheless generally the A/H Medical Officers examined patients' vital signs (88% & 79% respectively). Patients were asked on how they were feeling; listened to what their patients were saying about their illness (96% & 92% respectively).



The second part of the process shown in Chart 3 gives an idea about what goes on when it comes to dispensing medicines. Only 58% of A/Medical Officers and 54% of H/Medical Officers perform the actual preparation of medicines. In cases, where a compo under is present, it's the compounder's task. However, in many instances and in the absence of a compounder, it was the Part Time Sweeper who did the preparation. 71% of

Ayurvedic/Medical Officers and 62% of Homeopathic doctors labelled medicines. The majority of them wrote down patient’s illness and medicines given on the patient’s register book. And at the same time both doctors instructed patients on when and how to take the medicines (88% for Ayurvedic; 83% for Homeopathic doctors).

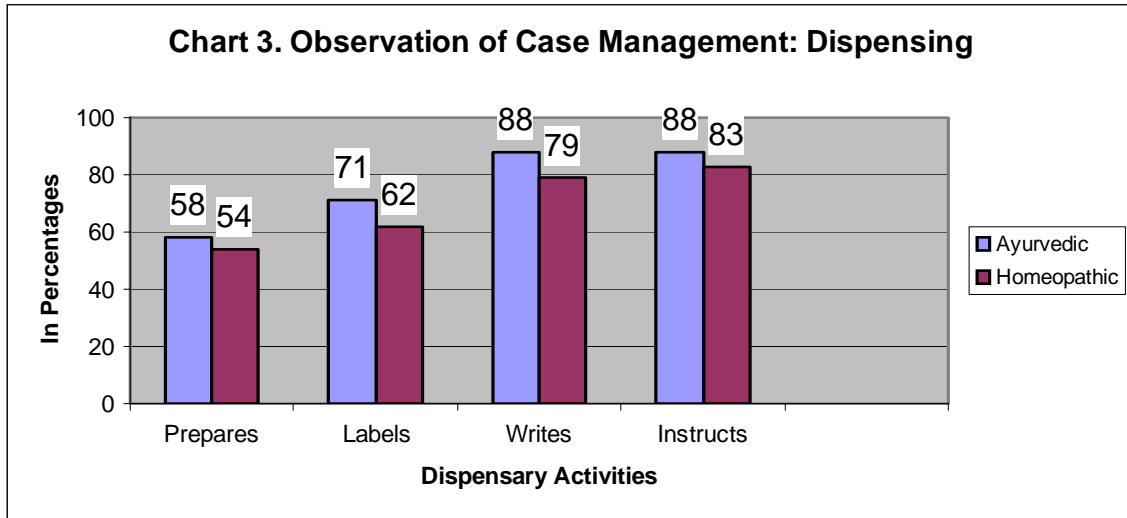
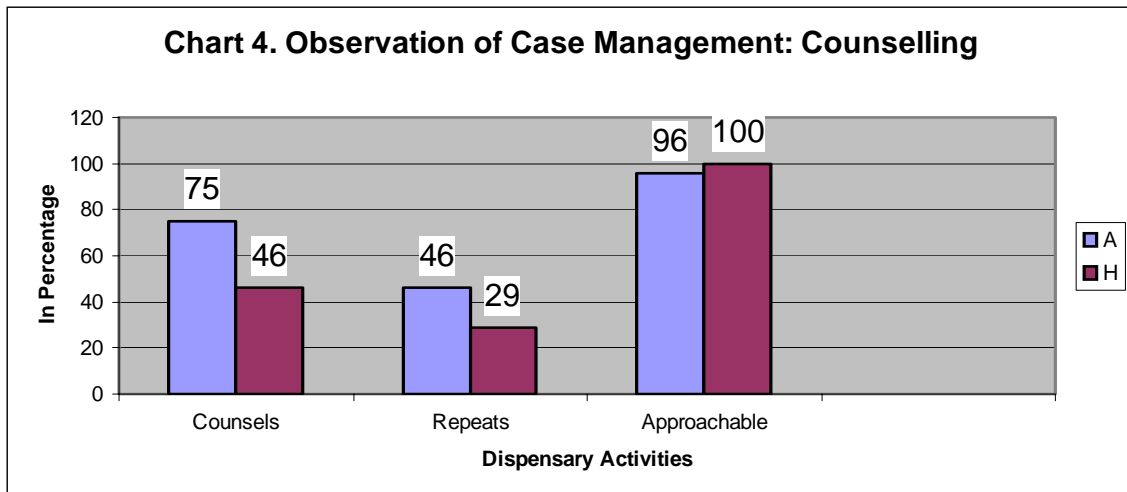
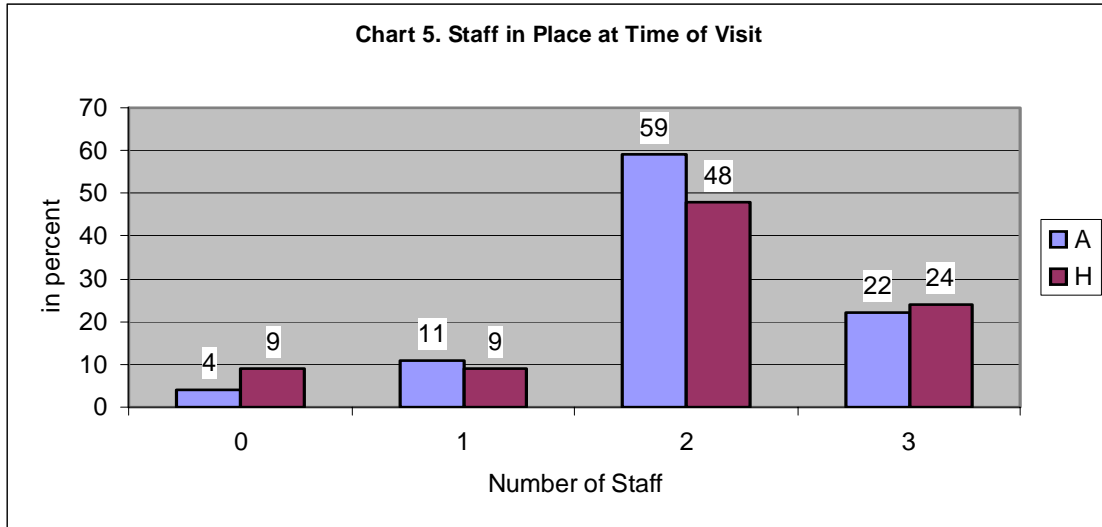


Chart 4 illustrates the counselling portion of case management. Three quarters (75%) of the ayurvedic doctors were found to be reported counselling patients about their illness including when and the quantity of medicine intake and if whenever there are side effects; 46% of the doctors asked patients to repeat instructions; while only 46% of the homeopathic doctors counselled patients; 29% of them asked patients to repeat their instructions. Most of the doctors were approachable as observed during interaction with their patients.



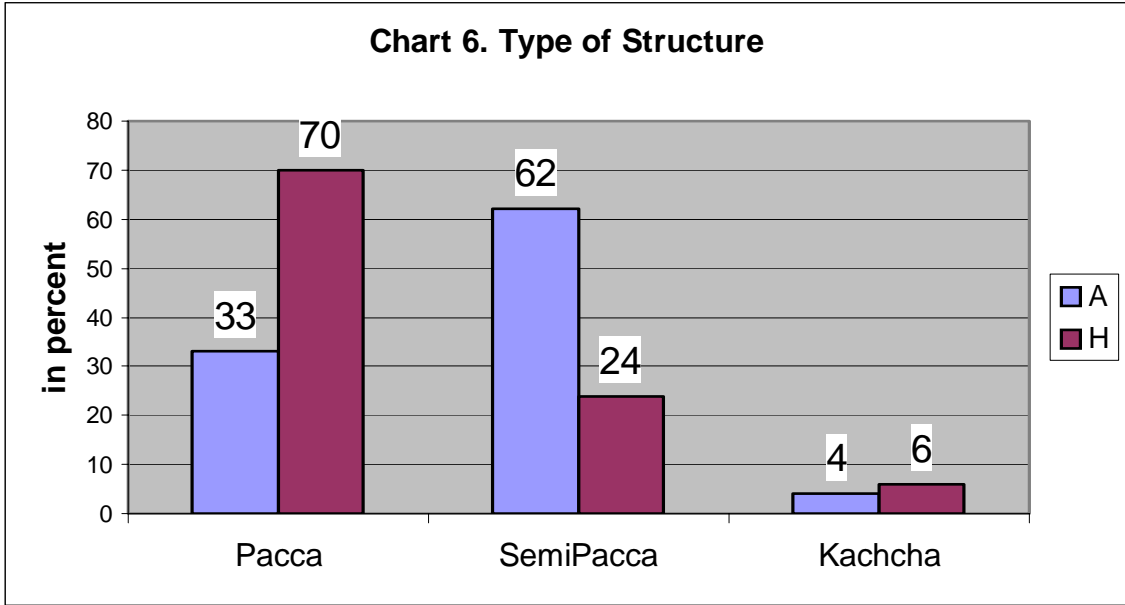
FACILITY REVIEW

At the time of visit, 59% of the ayurvedic dispensaries and 48% of the homeopathic dispensaries were found to be reported with 2 staff in place. Aside from ayurvedic and homeopathic doctors, 11% and 9% respectively reported only 1 staff usually the PTS 22% of ayurvedic dispensaries and 24% of homeopathic dispensaries had 3 staff in place. Only 9% of homeopathic dispensaries and 4% of ayurvedic dispensaries had no staff present.

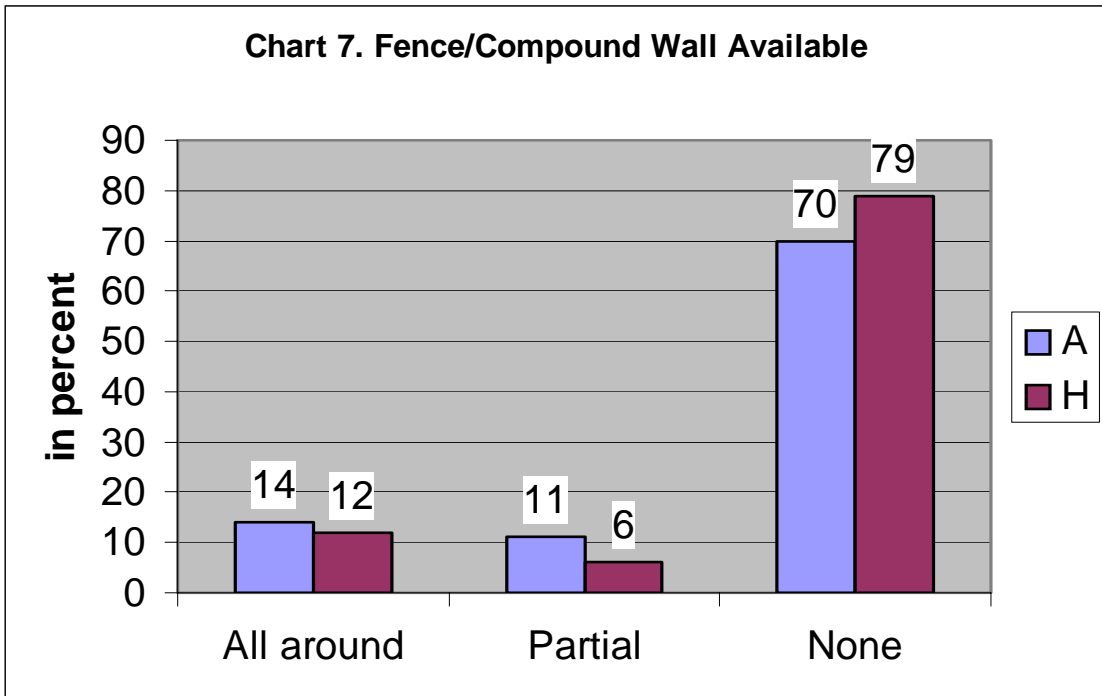


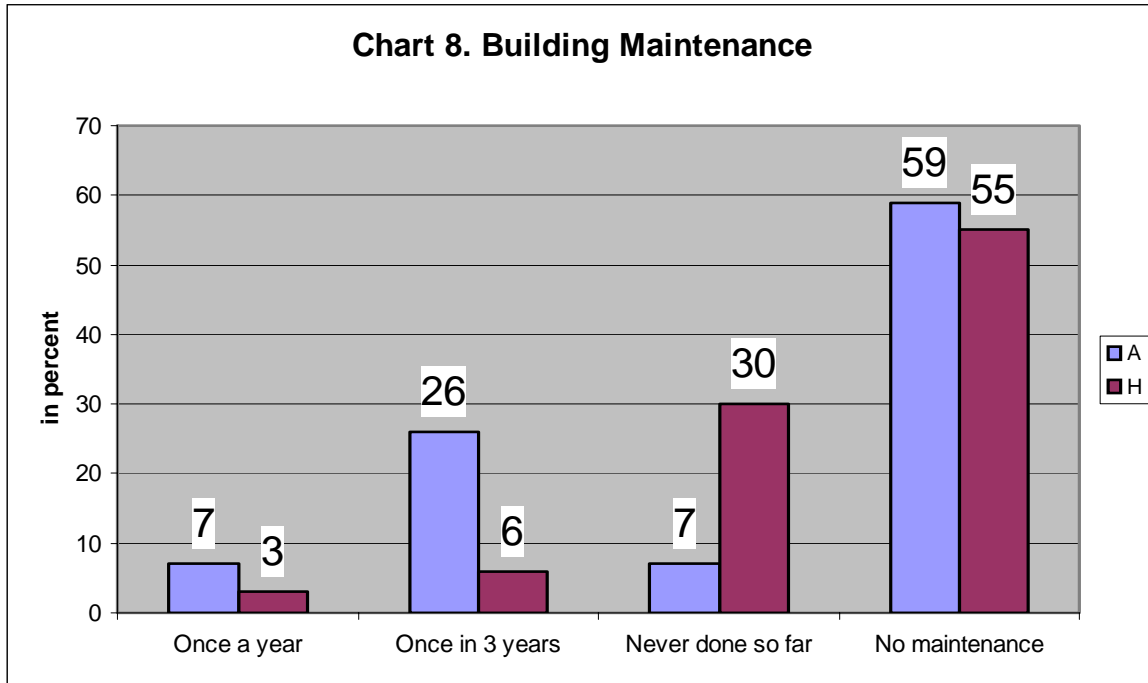
Almost three fourths (70%) of the ayurvedic dispensaries' building were government owned; 11% were donated and another 11% were either attached to the PRIs or societies. Likewise, the government owns more than half of the buildings where homeopathic dispensaries are situated; 18% are donated; and 21% are sharing the building with schools, PRI offices, etc..

There are differences in the type of structure for the dispensaries. 62 % were of semi-pucca type and 33% are pucca type for ayurvedic dispensaries while for homeopathic dispensaries, 70% are pucca type and only 24% are of semi-pucca type.

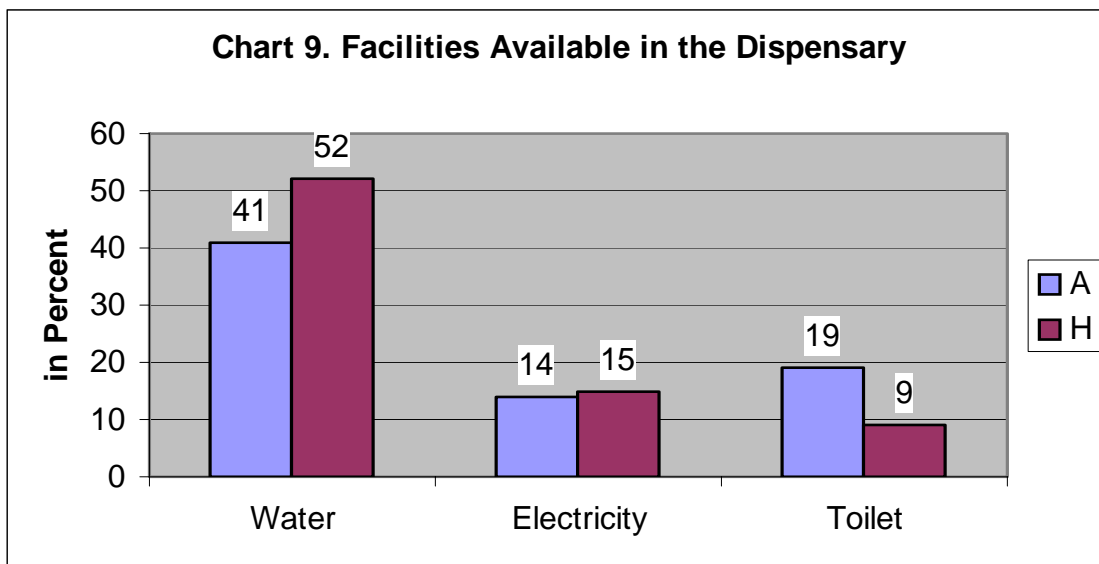


Majority of both dispensaries (70% of ayurvedic and 79% of homeopathic dispensaries) had no compound wall available and more than half had no building maintenance provision.

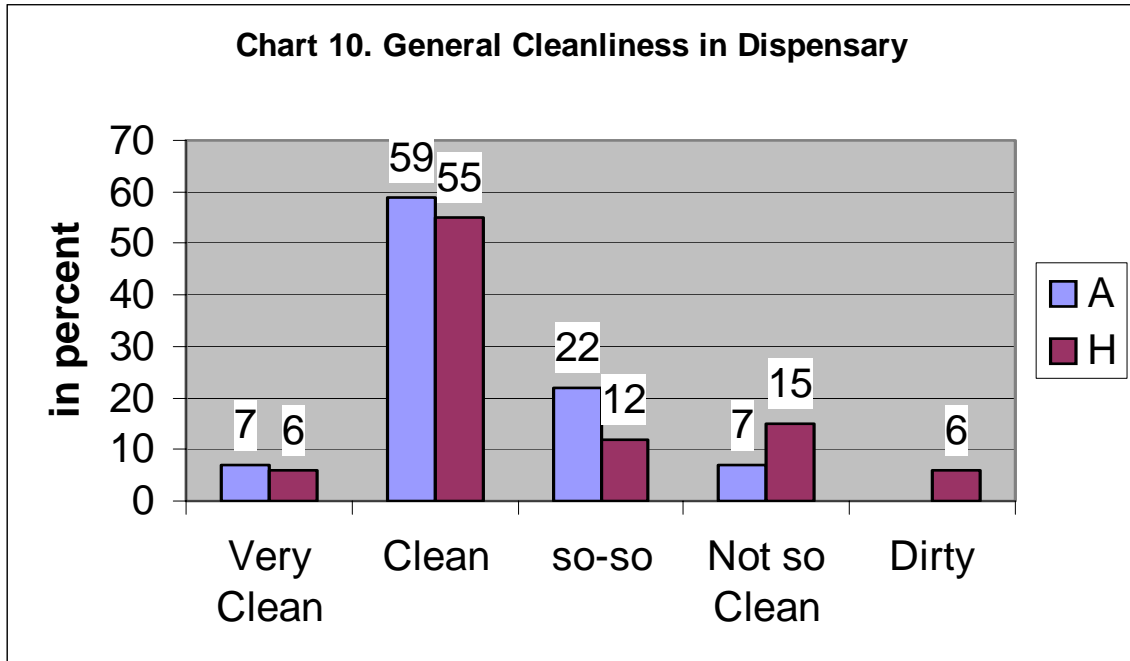




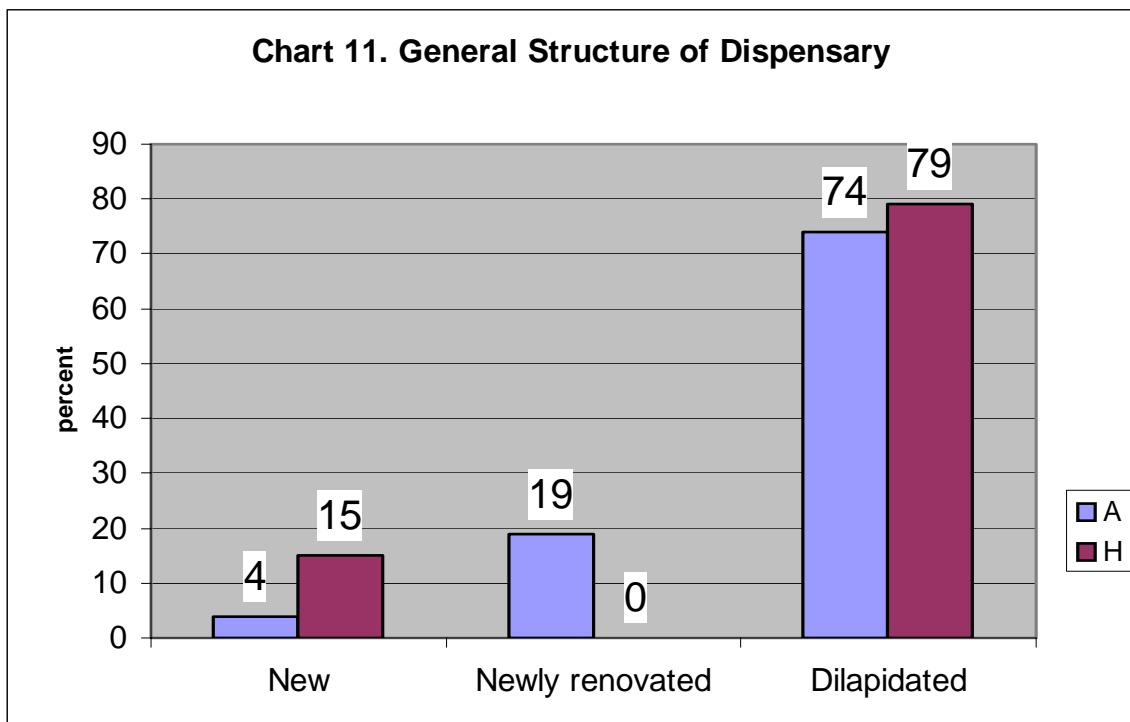
Barely half of the dispensaries visited were found to be reported with no water facilities available. And only a few percent have electricity and toilet facilities.

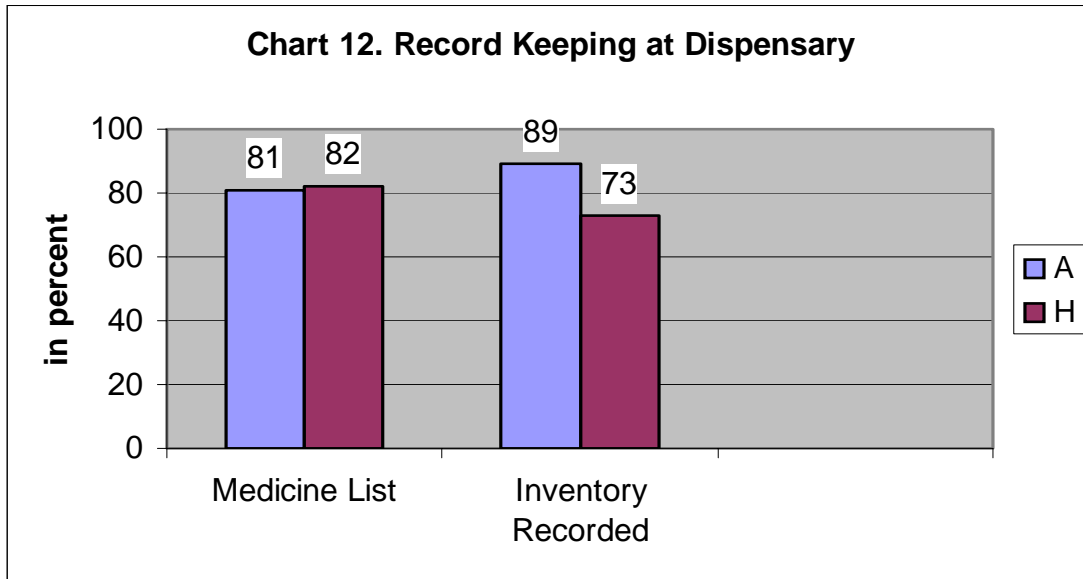


Overall, the general structure of the dispensaries visited was deplorable. 74% of the Ayurvedic dispensaries and 79% of the homeopathic dispensaries were in dilapidated conditions. Only 15% of the homeopathic dispensaries were fairly new, and 19% of the Ayurvedic dispensaries were renovated.



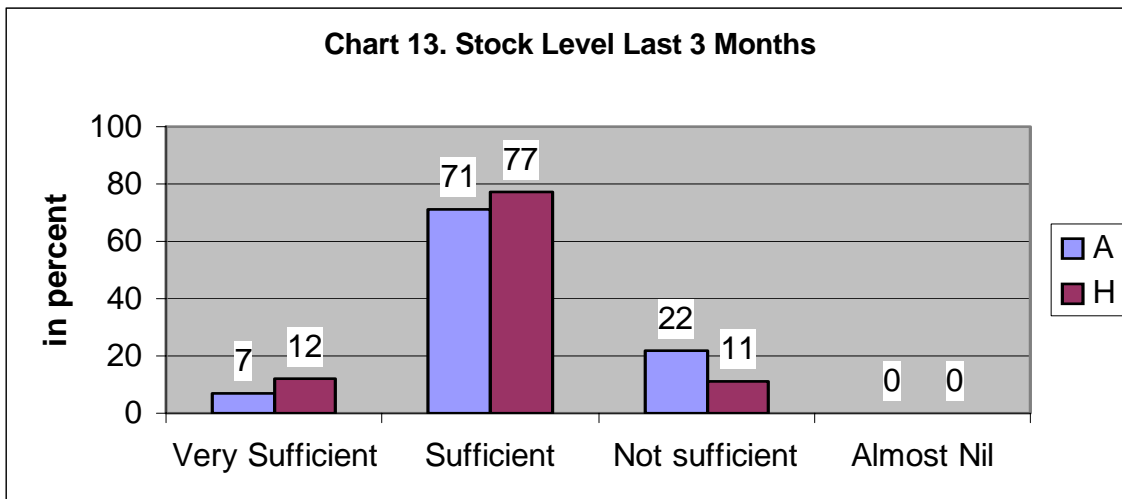
Nonetheless, in spite of the structures of the dispensaries, general cleanliness was found to be in place. More than 50% of the dispensaries were clean, less than a quarter were more or less clean and only a low percentage of 7% (ayurvedic) and 15% (homeopathic) are not so clean.





Record Keeping

More than 80% of both Ayurvedic and Homeopathic dispensaries maintained a list of medicines. Ayurvedic dispensaries (89%) had their inventory records in place and updated while only 73% of the homeopathic dispensaries had their inventory records proper filled up. Inventory Records show that at both dispensaries the stock level for the last 3 months were sufficient (71% for Ayurvedic and 77% for homeopathic). Seven percent (7%) of the Ayurvedic dispensaries and 12 % of the homeopathic dispensaries were found to be reported with adequate stock of medicines. However, quite a number of these dispensaries had little stock left with.



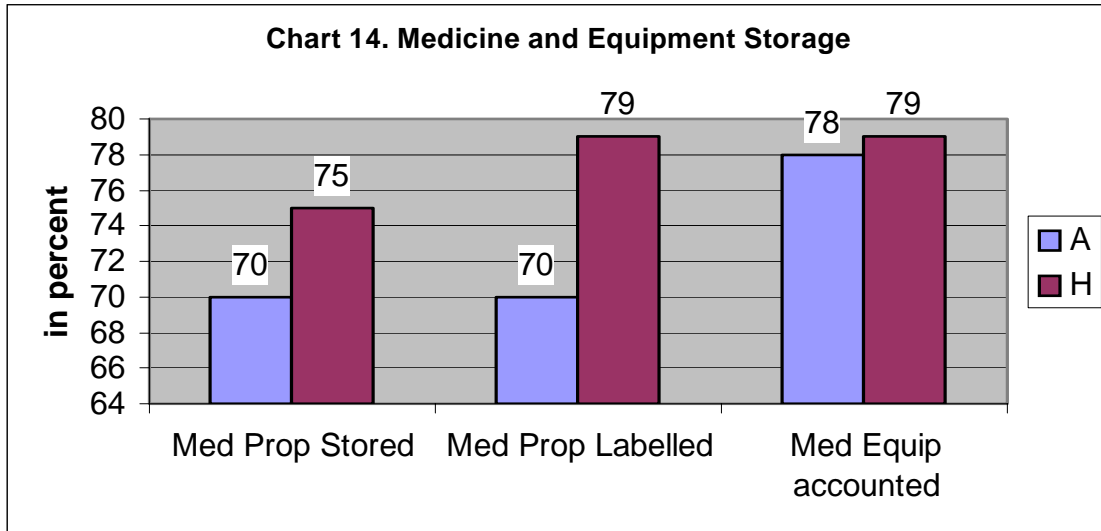
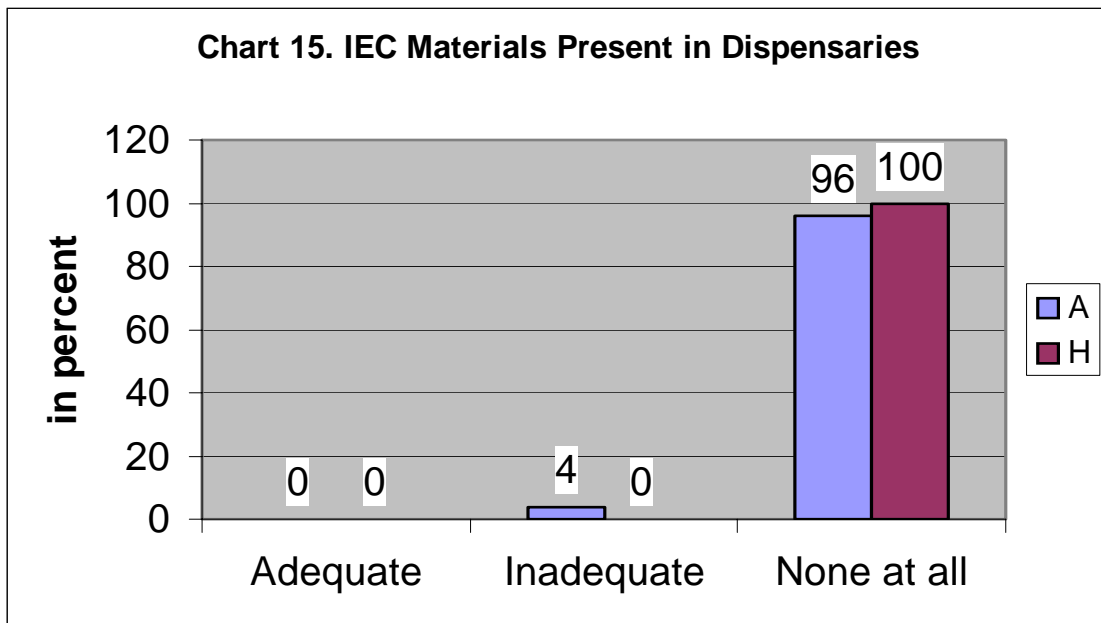


Chart 15 describes how the medicines and equipments are taken care of at the dispensaries. 75% of the homeopathic dispensaries have their medicines stored in cool places with 79% of their medicines properly labelled. Likewise the trend is similar with the ayurvedic with only minimal variations in percent. However, what is noticeably lacking in almost all dispensaries are proper storage places for the medicines (e.g. cabinets, shelves, etc). Medicines are commonly kept in boxes or stashed in the coolest area of the room. Most of the medical equipments issued are still to be accounted for.

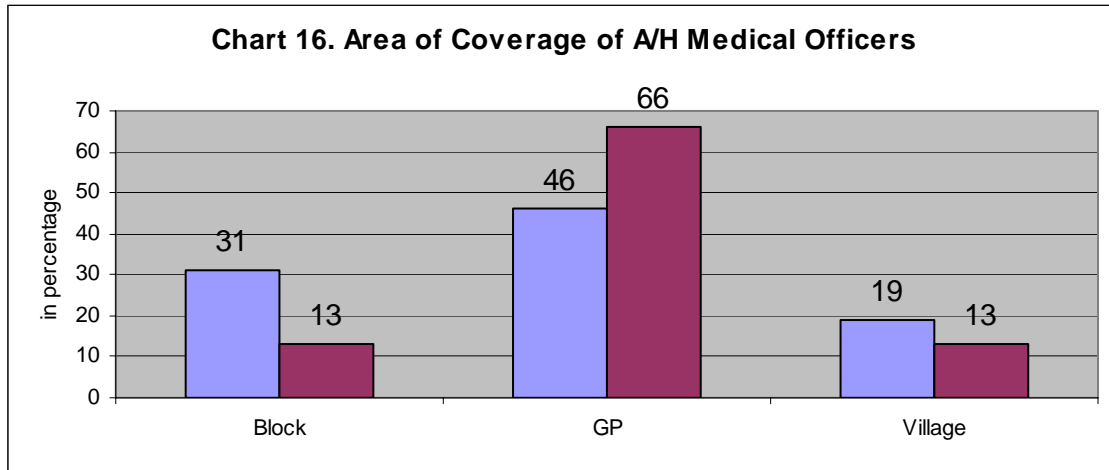


Apart from proper storage places, noticeably missing in all the dispensaries were IEC materials about ayurvedic and homeopathic systems of medicine or the Indian systems of medicine as a whole.

KEY INFORMANT INTERVIEWS

1. Ayurvedic & Homeopathic Medical Officers

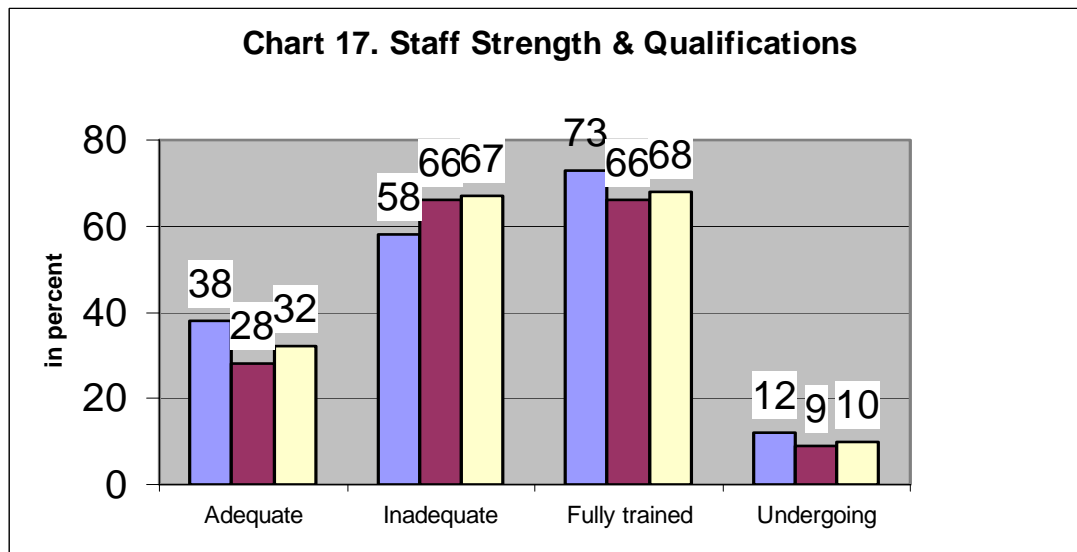
Our respondents were mostly Ayurvedic and Homeopathic Medical Officers starting from the Gram Panchayat level (46% & 66% respectively). Thirty-one percent (31%) of Ayurvedic and 13% of Homeopathic Medical Officers from the block level and the rest at the village level.



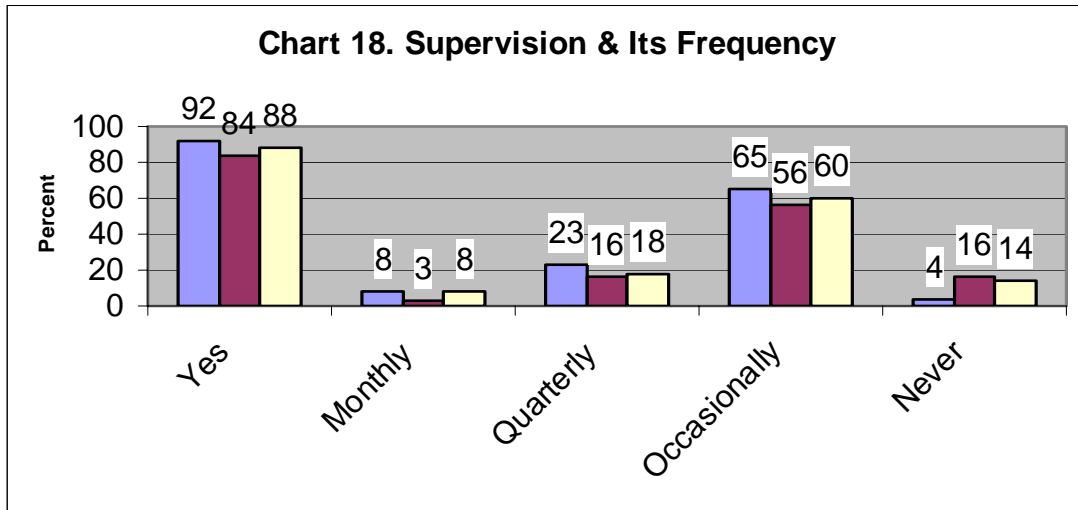
1.1. Support Systems

1.1.1. Qualifications and Staff Strength

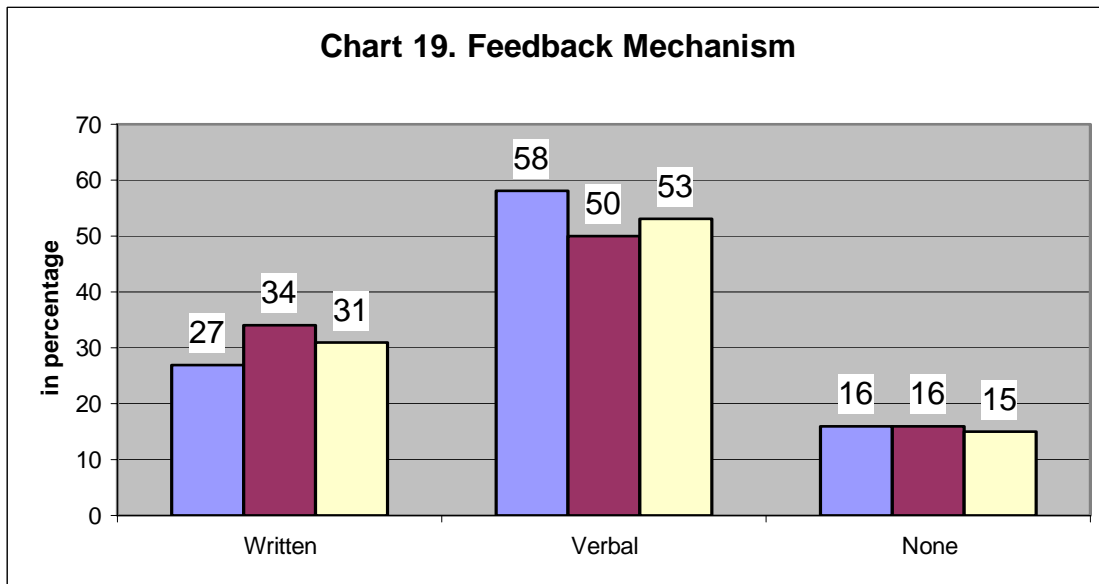
It was found to be reported that almost 68% of the health service providers were fully trained and a few were undergoing training. The A/H Medical Officers (67%) considered the number of staff working at the dispensary inadequate while 32% found it adequate.



1.1.2. Supervision and Feedback

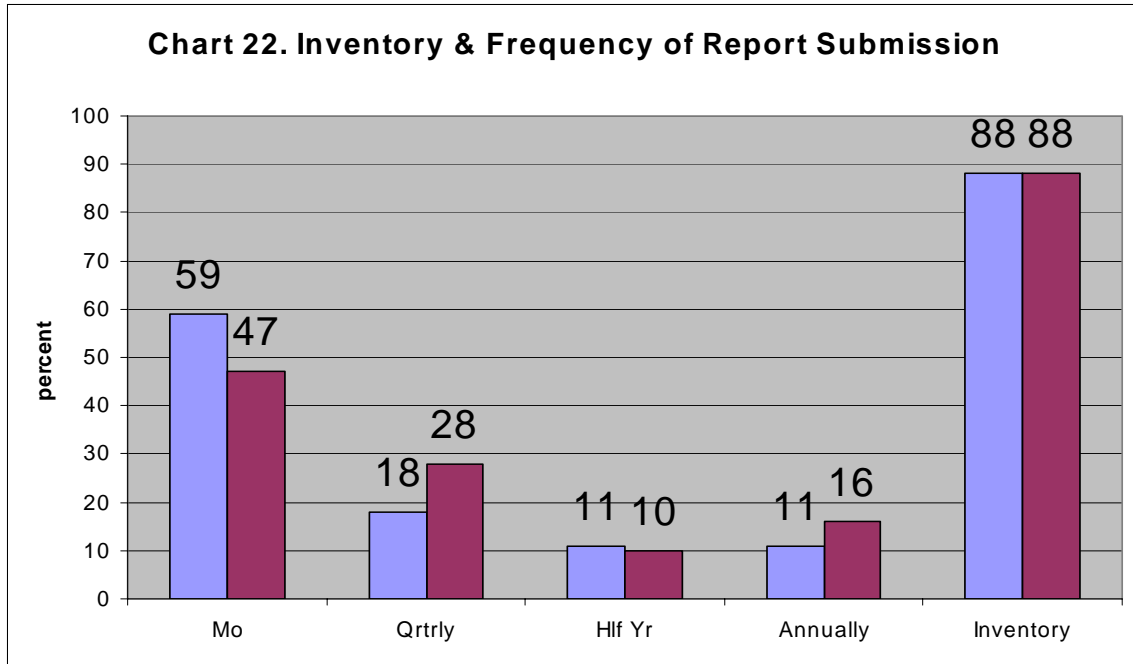


The Inspector of Ayurvedic and Homeopathic Dispensaries were the immediate supervisors of the Medical Officers at the dispensary level. Supervision according to the respondents (88%) was inherent in the system. However, supervision in the form of supervisory visits of the Inspectors to the dispensaries occurs occasionally (60%). 18% of the dispensaries got to be visited quarterly. A few percent of the A/H Medical Officers indicated that they never had any visit by the Inspectors over the years.



Feedback was a part and parcel of supervision. It was found that regular supervision and immediate feedback to and from all levels had an immense positive effect on the performance of health service providers in service delivery. In case of the management of the Ayurvedic and Homeopathic dispensaries, fifty percent (50%) of the medical officers stated that they received verbal feedback from their supervisors and 31% through written form. Fifteen percent, however, never received any feedback from their supervisors.

1.1.3. Reporting System

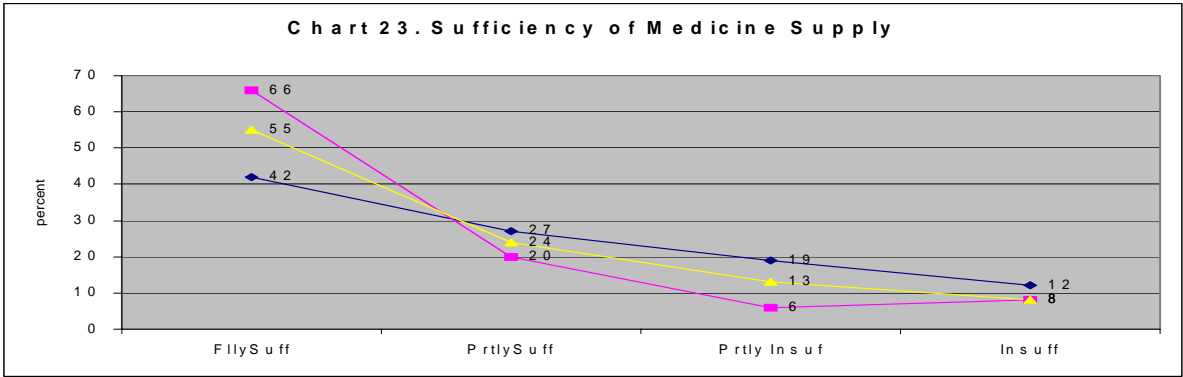


Inventory of medicine supplies among many other kinds of report were all being done by the A/H Medical Officers themselves. Dates of report submission varied according to the type of report and time period. Nonetheless, reporting and recording systems were almost updated except for one or two dispensaries where records were not shown to us.

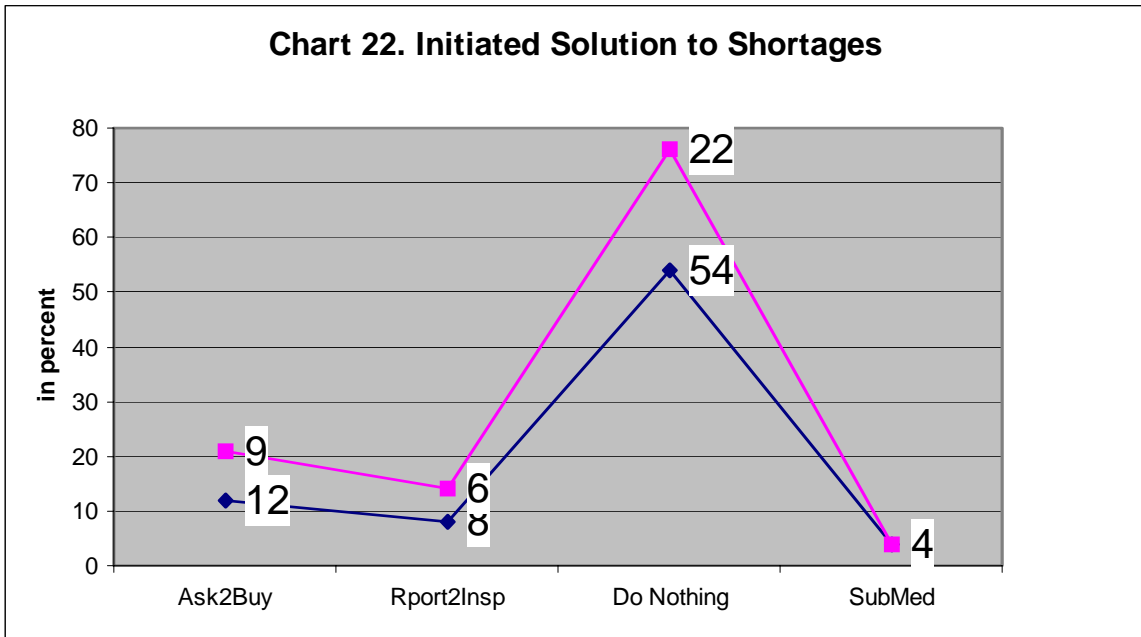
1.1.4. Logistics

1.1.4.1. Supply level of Medicines

A certain degree of sufficiency of medicine supply exists in the A/H dispensaries. Sixty-six percent (66%) of the H/Medical Officers said their medicines supplies were fully sufficient in contrast to 42% of the A/Medical Officers who considered their supply very sufficient. Quite a number of the Medical Officers (12% Ayurvedic and 8% Homeopathic) considered supply level barely enough to meet patients' needs. A little probing revealed that supply of frequently used medicines were the common stock outs in the last 3 months with more than fifty percent of the Ayurvedic Medical Officers (54%) and 34% of Homeopathic Medical Officers experiencing it.

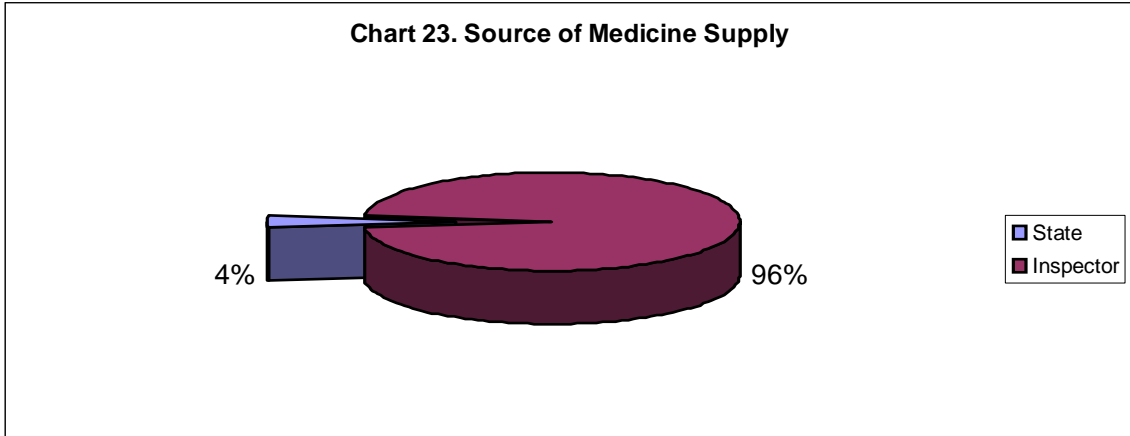


When asked whether in their capacity as A/H Medical officers initiated solving the stock outs, majority answered they did nothing (54% A/MO and 22% H/MOs). Some responded that it is reported to the Inspector, other A/H MOs asked their patients to buy outside or substitute medicines.



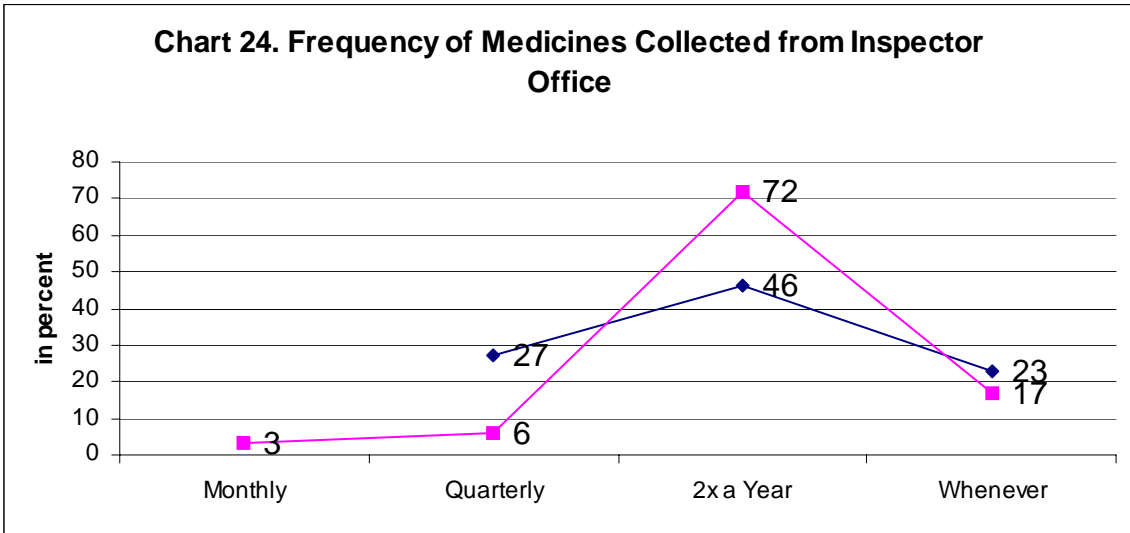
1.1.4.2. Source of Supply

Almost all the A/H Medical Officers pointed out to the Inspector’s Office as the source of medicine supply. Likewise, according to the A/H Medical Officers’ knowledge, it was also the Inspector’s office who makes the decision in determining the type and quantity of medicines to be used and procured.

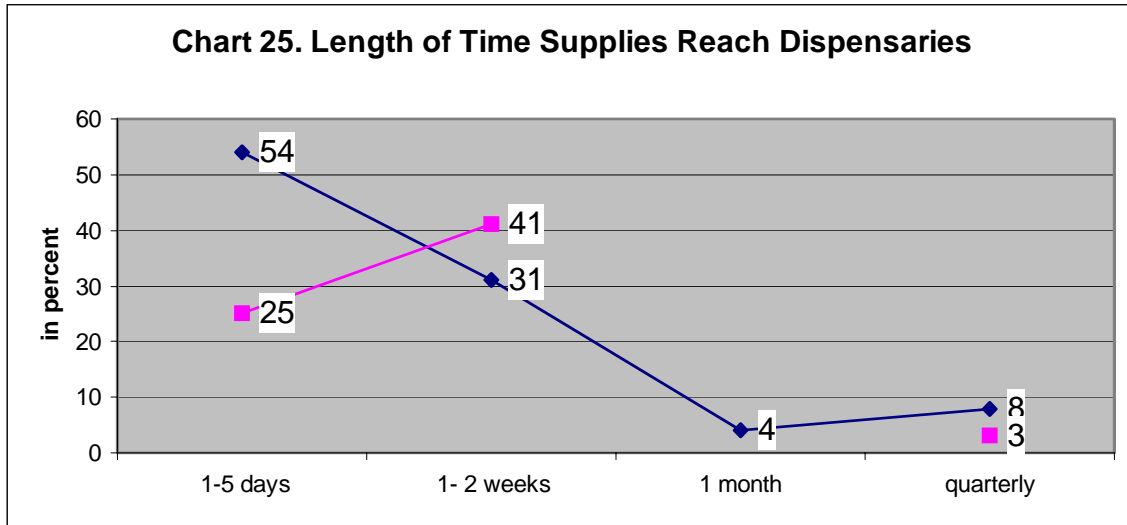


1.1. 4.3. Delivery of Medicine Supplies

In ideal situation, supplies were supposed to be delivered to the frontline either by the supplier or the midlevel officials. In the KBK A/H dispensaries' case, the Medical Officers themselves collected most of the supplies from the Inspector's office. The mode for both Ayurvedic and Homeopathic dispensaries were the same. Collections were done most often twice a year, 72% of the Homeopathic and 46% of the Ayurvedic dispensaries. Twenty seven percent (27%) of the A/MOs did it quarterly. Quite significant percent of both Ayurvedic and Homeopathic MOs (23%, 17% respectively), came and collected supplies whenever available.

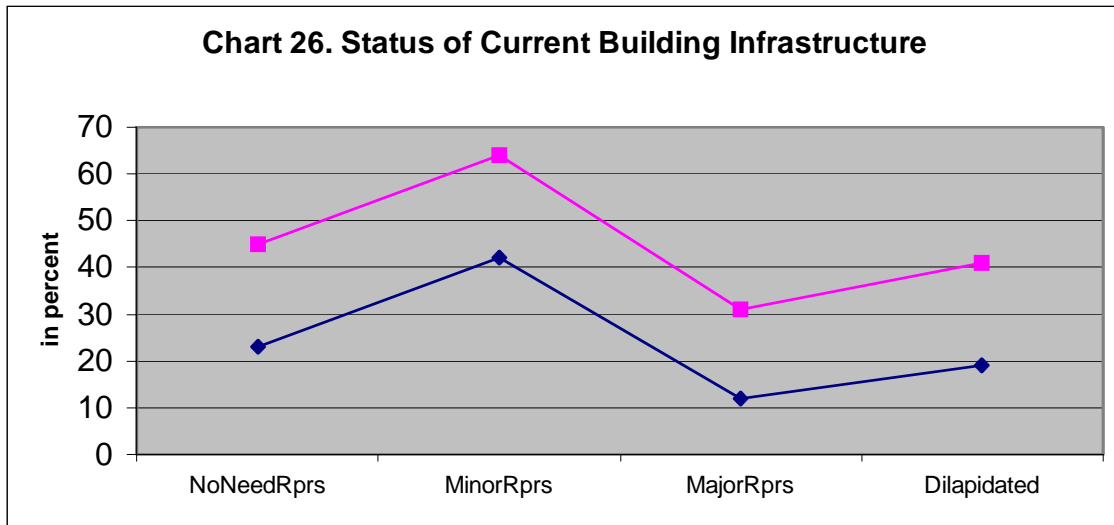


Length of time supplies reaches the dispensaries ranges from 1-5 days for Ayurvedic (54%) and 1-2 weeks for Homeopathic medicines.



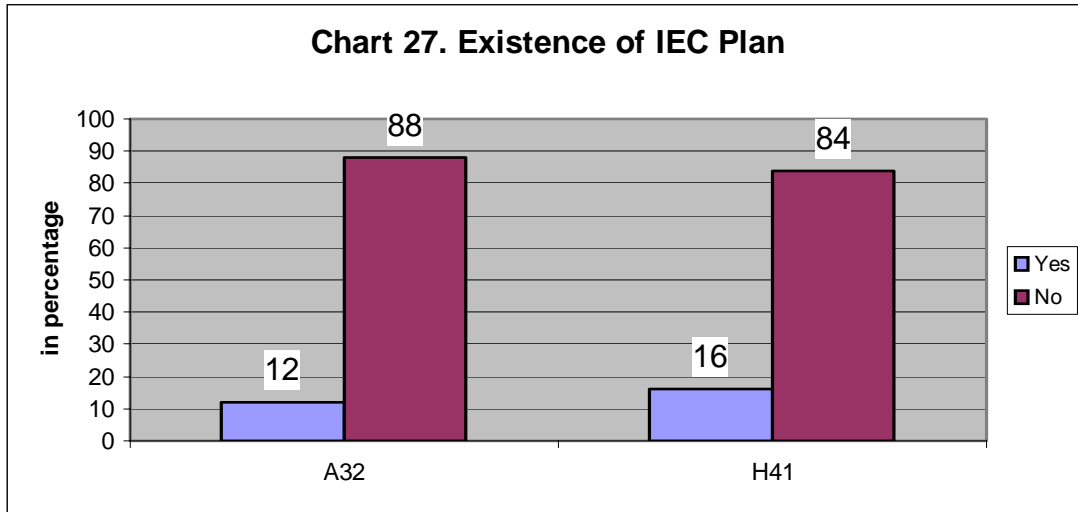
1.1.4. Infrastructure

A/H Medical Officers (42% and 22% respectively) viewed their current buildings or offices in need of minor repairs though 19% of Ayurvedic and 22% of Homeopathic perceived their dispensaries as old, dilapidated and about to fall.



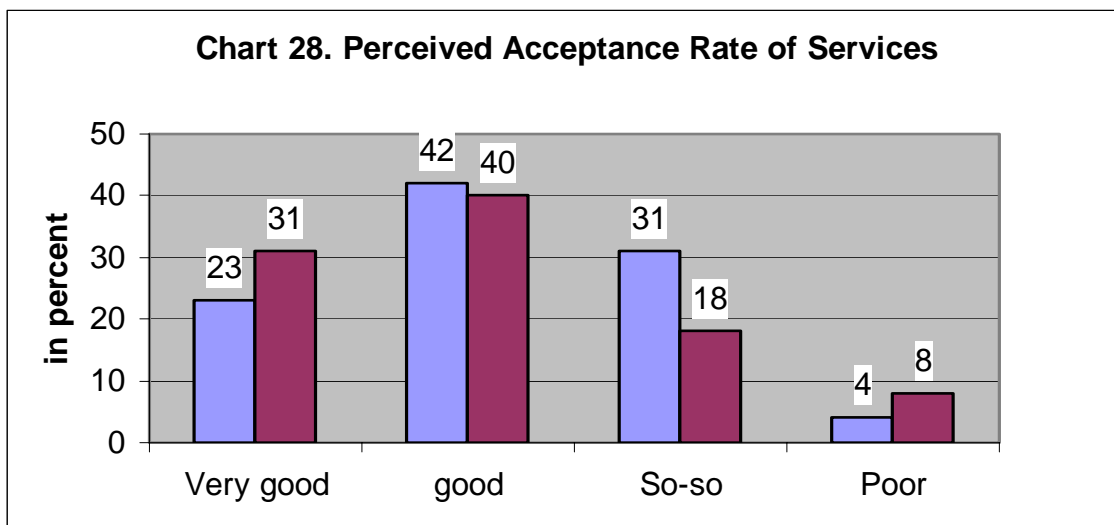
1.1.5. Information, Education & Communication

Almost majority (80%) of the A/H Medical Officers admitted that no IEC plans are followed for their dispensaries. Of the very few who signified that an IEC plan exist in their dispensaries, the activities consisted mostly of Health camps and village meetings.



Perceptions of Community Acceptance

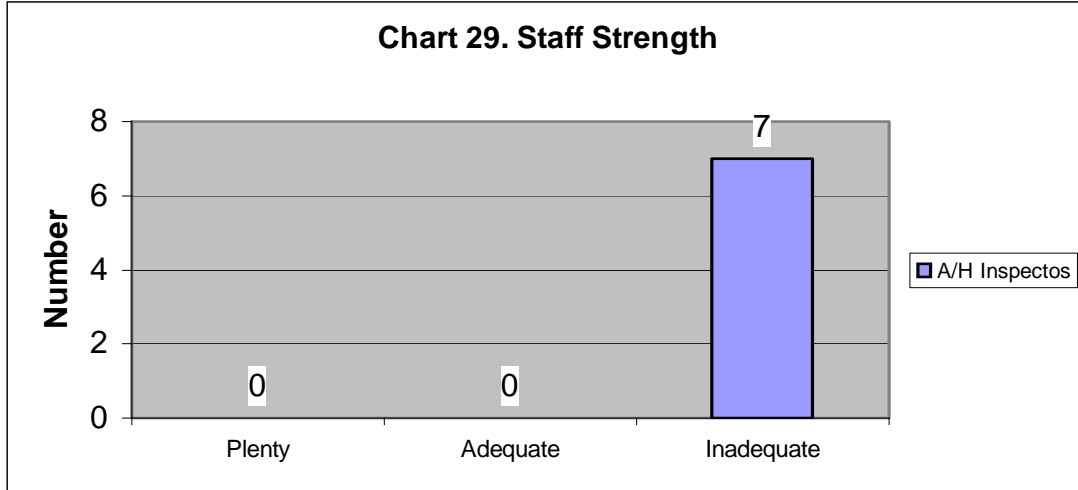
From their own point of view, the A/H MOs were asked to rate the acceptance of the people of their services rendered. Ayurvedic Medical Officers perceived their acceptance rate as good (42%); 23% said it is very good; and the rest (31%) was just so-so (not good, not bad). Only a minimal (4%) rated it poor. Similarly, the Homeopathic Medical Officers professed that they give good services (40%), thirty-one (31%) very good; 18% so-so and 8% rated acceptability to be poor.



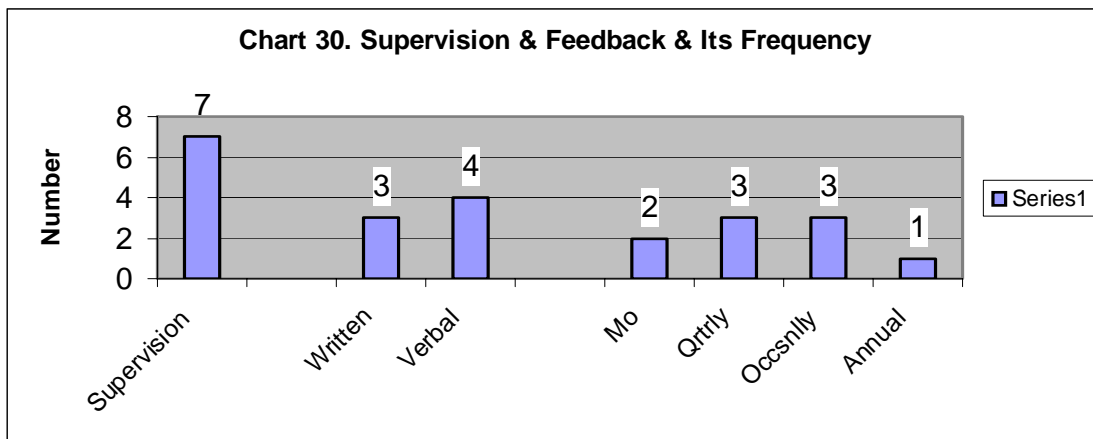
The H/MOs who rated it to be poor cited the reasons of poor performance; ineffectiveness of medicines, non availability of medicine supplies in time and that the Indian system of Medicine was not popular among the people.

Inspectors of Ayurvedic and Homeopathic Dispensaries

The Inspector's Office is regarded as midlevel management. Each Inspector covers three to four (3-4) districts with each district having an average of 35 dispensaries more or less depending on the size of the population. Inspectors are most qualified and fully trained to take the position and had an average of 30 years of government service. From the level of the Inspectorate, staff strength is inadequate considering the number of vacant positions within the Inspectorate Office and in the frontline – A/H Medical Officers, Compounder, PTS.



Their primary function was to oversee the efficient and effective management of either the Ayurvedic or Homeopathic dispensaries within the designated areas or zones. Hence, their role was supervisory in nature. Supervision and feedback were in place according to the Inspectors. Supervision was done mostly through supervisory visits quarterly or occasionally with the A/H Medical Officers and dispensaries. A/H Dispensaries in proximity to the Inspector's Office had monthly supervision. Regular meetings of all A/H Medical Officers were rarely carried out in a year. Feedback was either written or verbal form, whichever was convenient and accessible.



Another responsibility of the Inspector's Office was the consolidation of reports coming in from the dispensaries of their jurisdiction over specified periods of time. The reports ranging from Staff attendance, number of patients, stock inventory and the like were then submitted to the next upper level. Reports and recording keeping were excellently maintained and punctually submitted to the Directorate.

The over-all structure had provision for allocation of funds and procurement in place. All of which were done at the Directorate Level. Procurement was done annually and the length of time, supplies reach the Inspectorate level varied accordingly from 1-2 weeks, month or a quarter. The Inspector's Office acts only as a conduit and distributor when it comes to the medical supplies once procurement is done at the Directorate level. Neither do the Inspectors have the mandate for decision making in determining what kind and how many medicines/ supplies are to be procured or replenished monthly, quarterly or annually.

Findings also revealed that the Inspectorate level does not maintain buffer stocks. Furthermore, the Inspectorate level doesn't have sufficient storage facilities for the supplies when it arrives. Only a few stated that they experienced shortages over the last 12 months. When cases of shortages occur, the Inspectors just like the Dispensaries, communicated in written form to the upper level of stock outs. They had no alternative course of action but to wait until the replenishment arrives. Likewise, deliveries of supplies to the dispensaries were not done but it is the A/H Medical Officers who visited at the Inspectors Office to collect the medicine.

ANALYSIS OF THE CONSTRAINTS FACED BOTH BY THE IMPLEMENTING AGENCY AND BENEFICIARIES

At implementing agency level: Problems Encountered in Performance of duty

The Inspectors of A/H dispensaries were asked about problems encountered in the course of performing their duties. Majority listed mobility and distance as hindering factors considering the distance among and between the base and the dispensaries. Most often they could not cover all dispensaries when conducting supervisory visits especially those situated in far-flung areas. So much so that they had to rely on reports submitted and when the A/H Medical Officers came to the Office to collect supplies and their salaries. Sanctioning vacancy of posts for the Medical Officers was another problem. Lack of A/H medical officer and their absenteeism for a long period of time accounted for non-functional dispensaries. However, there are some districts where one A/H medical officer covered 3 or 4 dispensaries hence limiting the amount of time spent at a dispensary. In consonance with the acknowledged problems was the lack of better and or poor infrastructures and amenities/facilities (e.g. sleeping quarters, electricity, toilets, water) not only at the dispensaries but also at the Inspector level.

Difficulties faced in effective management of dispensaries

1. Irregular supervisory meetings with the medical officers & other frontline workers
2. Poor mechanism in consultation with the inspector and medical officers by the directorate in matters of procurement specially the most frequently used medicines
3. Poor provision for area coverage by the Inspectors for easy supervision and inadequate supervisory staff
4. The Position of Director should have the qualifications of a technical person not of an IAS officer.
5. Poor quality medicines and its timely supply.
6. Non existence of a regular replenishment and procurement system particularly for essential and frequently used medicines at all levels;
7. Inadequate budget provision by the State Government

8. Poor infrastructures and facilities
9. Non availability of dedicated and committed staff
10. Vacancy posts should be filled up
11. Adherence to regular monitoring and supervisory visits in the field

At beneficiary level

- a. Poor IEC package for villagers in awareness generation
- b. Inadequate stock of medicine that distracts attention of the beneficiaries
- c. Inadequate stock of medicine that distracts attention of the beneficiaries
- d. Poor transport communication
- e. Poor promotional avenues related to AYUSH
- f. Presence of Registered Medical Practitioners with modern medicines at the doorsteps of the people
- g. Inadequate NGO involvement in awareness generation programme on AYUSH
- h. Poor medicines
- i. Better Doctor

Respondents Survey Findings

The respondents' questionnaire was analyzed in this section, with a tabulation displayed for each question where significant and valid data was obtained. Commentary highlights the main points in each of the 31 tables and where possible made some correlations. However, much of the data was either self-explanatory or did not see sufficiently strong responses, or ambiguous responses disallowing an extensive correlative exercise. Quality Data was evident from the response rates and crosschecking exercises, and the previous point did not relate to data sufficiency.

Section 1 deals with Demography and Section 2 looks at all aspects relating to health of respondents and utility and effectiveness of the dispensaries.

1: Demography

1. Age group wise distribution of respondents (%)

District	No. Answer	Age Group								Total
		18-19 yrs	20-25 yrs	26-30 yrs	31-35 yrs	36-40 yrs	41-45 yrs	46-50 yrs	51+	
Bolangir	1	68	208	279	224	210	124	120	270	1504
	0.10	4.50	13.80	18.60	14.90	14.00	8.20	8.00	18.00	100.00
Kalahandi	--	20	90	166	214	178	124	83	242	1117
		1.80	8.10	14.90	19.20	15.90	11.10	7.40	21.70	100.00
Koraput	1	16	100	144	171	205	145	104	215	1101
	0.10	1.50	9.10	13.10	15.50	18.60	13.20	9.40	19.50	100.00
Malkangiri	--	16	83	99	58	55	20	25	44	400
		4.00	20.80	24.80	14.50	13.80	5.00	6.30	11.00	100.00
Nowrangpur	--	14	125	335	240	172	96	77	43	1102
		1.30	11.30	30.40	21.80	15.60	8.70	7.00	3.90	100.00
Nuapara	1	22	53	72	75	81	34	37	127	502
	0.20	4.40	10.60	14.30	14.90	16.10	6.80	7.40	25.30	100.00
Rayagada	3	12	60	122	142	159	154	136	214	1002
	0.30	1.20	6.00	12.20	14.20	15.90	15.40	13.60	21.40	100.00
Sonepur	1	9	51	76	85	94	96	71	135	618
	0.20	1.50	8.30	12.30	13.80	15.20	15.50	11.50	21.80	100.00
Total	7	177	770	1293	1209	1154	793	653	1290	7346
	0.10	2.40	10.50	17.60	16.50	15.70	10.80	8.90	17.60	100.00

The majority of respondents were in the middle age groups, from 26 to 45, with only a sixth being over 51 and just 12.9% below 25. This was approximately what we might

expect from national and regional demographics – additionally, younger people were often away from home so their lower representation could also be attributed to social factors. Malkangiri reported the highest number of young people and Nuapara the highest proportion of those over 51 years of age. Nawrangpur reported the more concentration of people in the middle age groups.

2. Sex wise distribution of respondents (%)

District	Sex Group			
	No Answer	Male	Female	Total
Bolangir	1 (0.10)	980 (65.20)	523 (34.80)	1504 (100.00)
Kalahandi	--	743 (66.50)	374 (33.50)	1117 (100.00)
Koraput	1 (0.10)	925 (84.00)	175 (15.90)	1101 (100.00)
Malkangiri	--	232 (58.00)	168 (42.00)	400 (100.00)
Nowrangpur	--	872 (79.10)	230 (20.90)	1102 (100.00)
Nuapara	1 (0.20)	370 (73.70)	131 (26.10)	502 (100.00)
Rayagada	--	828 (82.80)	174 (17.40)	1002 (100.00)
Sonepur	1 (0.20)	531 (85.80)	87 (14.10)	619 (100.00)
Total	4 (0.10)	5481 (74.60)	1862 (25.30)	7347 (100.00)

The majority, three quarters of respondents were male. Field researchers found males more accessible during the survey, and the male members of the household would usually answer questions when a household was interviewed, hence the higher proportion of males than females. Only in Malkangiri there were more female respondents.

3. Caste group wise distribution (%)

District	Caste Group					
	No Answer	SC	ST	OBC	General	Total
Bolangir	23(1.50)	339(22.50)	359(23.90)	661(43.90)	122(8.10)	1504(100.00)
Kalahandi	2(0.20)	455 (40.70)	218 (19.50)	381 (34.10)	61 (5.50)	1117(100.00)
Koraput	1(0.10)	159 (14.40)	392 (35.60)	352 (32.00)	197(17.90)	1101(100.00)
Malkangiri	--	141(35.30)	227 (56.80)	10 (2.50)	22 (5.50)	400 (100.00)
Nowrangpur	6 (0.50)	355 (32.20)	480 (43.60)	48 (4.40)	213(19.30)	1102(100.00)
Nuapara	--	55 (11.00)	237 (47.20)	200 (39.80)	10 (2.00)	502(100.00)
Rayagada	--	132 (13.20)	450 (44.90)	318 (31.70)	102(10.20)	1002(100.00)
Sonepur	3 (0.50)	188 (30.40)	32 (5.20)	317 (51.20)	79 (12.80)	619(100.00)
Total	35 (0.50)	1824(24.80)	2395(32.60)	2287(31.10)	806(11.00)	7347(100.00)

Scheduled tribes and OBC's were the most numerous Caste groups among the respondents. Scheduled Caste constituted a quarter of people and General caste 11%, broadly corresponding with the regional distribution of Castes. Kalahandi reported the highest number of Scheduled caste's and Nuapara the lowest at 11%. Sonepur had over 50% representation from OBC's and Malkangiri 56.8% representation of scheduled tribes. Nuapara had only 2% general caste with the majority being from ST's and OBC's

4. Religion wise distribution (%)

District	No Answer		Hindu		Muslim		Christian		Total	
Bolangir	13	0.90	1468	97.70	13	0.90	9	0.60	1503	100.00
Kalahandi	4	0.40	1108	99.20	1	0.10	4	0.40	1117	100.00
Koraput	1	0.10	989	89.80	5	0.50	106	9.60	1101	100.00
Malkangiri	--		400	100.00	--		--		400	100.00
Nowrangpur	5	0.50	1012	91.80	84	7.60	1	0.10	1102	100.00
Nuapara	1	0.20	501	99.80	--		--		502	100.00
Rayagada	--		937	93.50	1	0.10	64	6.40	1002	100.00
Sonepur	16	2.60	600	97.20	1	0.20	--		617	100.00
Total	40	0.50	7015	95.50	105	1.40	184	2.40	7344	100.00

The vast majority of respondents were Hindu – 95.5% (in line with the overall average in Orissa). Two districts, Koraput and Rayagada, reported a small minority of Christians and one district, Nawrangpur, reported a similar number of Muslims.

5. Distribution of respondents by Education (%)

District	No Answer	Primary 1-5 yrs	Mid Level 6-10 yrs	Higher Secondary 11-12 yrs	Bachelors	Masters	Professional	Illiterate	N/A	Total
Bolangir	241	384	425	106	31	4	--	256	57	1504
	16.00	25.50	28.3	7.00	2.10	0.30		17.00	3.80	100.00
Kalahandi	--	199	171	90	23	3	1	618	12	1117
		17.80	15.3	8.10	2.10	0.30	0.10	55.30	1.10	100.00
Koraput	1	155	300	16	8	--	--	621	--	1101
	0.10	14.10	27.2	1.50	0.70			56.40		100.00
Malkangiri	190	43	69	17	5	--	--	2	74	400
	47.50	10.80	17.3	4.30	1.30			0.50	18.50	100.00
Nowrangpur	78	208	177	35	4	1	--	119	480	1102
	7.10	18.90	16.1	3.20	0.40	0.10		10.80	43.60	100.00
Nuapara	29	103	141	39	16	1	1	149	23	502
	5.80	20.50	28.1	7.80	3.20	0.20	0.20	29.70	4.60	100.00
Rayagada	32	167	217	31	12	2	--	541	--	1002
	3.20	16.70	21.7	3.10	1.20	0.20		54.00		100.00
Sonepur	105	130	150	20	29	7	3	149	15	608
	17.30	21.40	24.7	3.30	4.80	1.20	0.50	24.50	2.50	100.00
Total	676	1389	165	354	128	18	5	2455	661	7336

The largest proportion of people, one third, was illiterate. However, more people had attained mid level education at 22.5% than primary level, at 18.9%. Nearly half of all respondents professed to some level of education. Of the remainder a number chose not to give an answer. Bolangir and Nuapara reported the highest levels of education across the primary and secondary levels; however Sonapur reported the highest number of graduates at 6%. Illiteracy was highest in Kalahandi, Koraput and Rayagada – all in the mid 50's% and substantially higher than in any other district.

6. Occupation wise distribution of respondents (%)

District	Occupation										Total
	No Answer	Farmers	Business	Govt. Service	Private Service	Housewife	Industrial Labour	Daily Labourer	Other	N/A	
Bolangir	92	465	99	23	55	327	20	364	56	3	1504
	6.10	30.90	6.60	1.50	3.70	21.70	1.30	24.20	3.70	0.20	100
Kalahandi	3	206	37	40	31	241	--	464	95	--	1117
	0.30	18.40	3.30	3.60	2.80	21.60		41.50	8.50		100
Koraput	1	410	61	24	43	26	2	506	28	--	1101
	0.10	37.20	5.50	2.20	3.90	2.40	0.20	46.00	2.50		100.
Malkangiri	1	179	19	15	1	147	9	23	2	4	400
	0.30	44.80	4.80	2.80	0.30	36.80	2.30	5.80	0.50	1.0	100.
Nowrangpur	--	424	103	19	3	27	6	486	30	12	1102
		38.50	9.30	1.70	0.30	2.50	0.50	43.40	2.70	1.1	100.
Nuapara	7	171	46	21	24	86	6	96	32	13	502
	1.40	43.10	9.20	4.20	4.80	17.10	1.20	19.10	6.40	2.60	100.
Rayagada	3	195	139	48	75	25	5	479	33	--	1002
	0.30	19.50	13.90	4.80	7.50	2.50	0.50	47.80	3.30		100.
Sonapur	114	228	19	38	33	40	4	103	12	15	606
	18.8	37.60	3.10	6.30	5.40	6.60	0.70	17.00	2.00	2.5	100.
Total	221	2278	523	228	265	919	52	2513	288	47	7334
	3.00	31.10	7.10	3.10	3.60	12.50	0.70	34.30	3.90	0.6	100.

Almost one third of respondents were farmers and a little over one third was Daily Labourers. An additional 0.7% was industrial labourers. Of the remaining third, 12.5% were housewives, 7.1% businessmen/shopkeepers, 3.6% private service and 3.1% in Government service. 3.6% class themselves in other categories and 3.6% gave no answer or N/A (the latter mostly being students). Malkangiri reported the highest proportion of farmers at 44.8% and also the highest proportion.

7. Distribution of Household by Illness (%)

District	Illness			Total
	No Answer	Yes	No	
Bolangir	6 (0.40)	1480 (98.40)	18 (1.20)	1504 (100.00)
Kalahandi	11 (1.00)	1032 (92.40)	74 (6.60)	1117 (100.00)
Koraput	17 (1.50)	984 (89.40)	100 (9.10)	1101 (100.00)
Malkangiri	4 (1.00)	391 (97.80)	5 (1.30)	400 (100.00)
Nowrangpur	--	1084 (98.40)	18 (1.60)	1102 (100.00)
Nuapara	7 (1.40)	477 (95.00)	18 (3.60)	502 (100.00)
Rayagada	2 (0.20)	932 (93.00)	68 (6.80)	1002 (100.00)
Sonepur	5 (0.80)	578 (93.40)	36 (5.80)	619 (100.00)
Total	52 (0.70)	6958 (94.70)	337 (4.60)	7347 (100.00)

In all most all districts the morbidity pattern was found to be reported high All but one district record over 90% of households reporting an illness in the last 12 months. Koraput records the highest (9.1%) number of households reporting no illness. Illness levels are highest in Bolangir, but this is marginal with 3 other districts recording 95% or over.

8. Distribution of Household by Types of Illness experienced (%)

District	Type of illness										Total
	No Answer	Headache	Fever /Flu	Colds	Stomach Pain	Diarrhoea	Malaria	TB	Skin Disease	Others	
Bolangir	343	872	1225	1054	235	124	470	46	125	18	4512
Kalahandi	814	192	810	549	89	56	586	15	117	122	3350
Koraput	687	160	729	646	109	368	420	03	166	15	3303
Malkangiri	473	156	91	131	51	24	228	3	39	4	1200
Nowrangpur	440	488	809	532	293	237	412	10	76	0	3306
Nuapara	445	214	337	233	45	07	158	08	42	17	1506
Rayagada	992	178	511	444	67	264	376	2	140	32	3006
Sonepur	697	133	393	16	100	77	201	21	45	12	1695
Total	4891	2393	4905	3605	989	1157	2860	108	750	220	21878
%	22.40	10.90	22.40	15.50	4.50	5.30	13.10	0.50	3.40	1.00	100.00

Note: Households specified up to three illnesses, this chart therefore consolidates three times the respondent numbers, hence the high figure for no answer against the previous chart. This occurs simply because many households specified only one or two diseases. The total numbers, not the %age, indicates how many households report the illness, hence we only use % in the total figures to give us a rough estimate of relativity.

Fever/Flu was the most common amongst the reported diseases within households at 22.4%. Colds stood at 16.5% and Malaria at 13.1%. In our consolidated chart this means Fever/Flu was reported in 67.2% of households, colds in 49.5% of households and Malaria in 49% of households. Headache was seen in 32.7% of households and Diarrhea in 15.9% of households. TB was also relatively high, being reported in 1.5% of households, while skin diseases were also high at 10.2% of households. Stomach pain was a typical 13.5%. District variations were significant for some diseases. TB was highest in Bolangir with 46 Households of 1100 (4%) reporting incidence. Skin diseases were highest in Koraput with 166 (16.6%) reporting incidence. Malaria reported more in Koraput (36.8% of HH), Rayagada (34% of HH), Nawrangpur (41% of HH) and Khalahandi (53% of HH). Diarrhea was most common in Koraput, at 36.8% of HH. Meanwhile Rayagada reported few headaches and Malkangiri seemed to suffer least from fever/flu. Overall disease/illness rates were high and in accordance with what we expected in Orissa.

9. Distribution of respondents by Place of Consultation during Illness (%)

District	No Answer	Place of consultation						Total
		Doctor	Allopathic centre	Ayurvedic disp.	Homeopathic disp.	Traditional Healer	Others	
Bolangir	11	587	209	292	398	6	1	1504
	0.70	39.00	13.90	19.40	26.50	0.40	0.10	100.00
Kalahandi	1	584	101	170	234	23	4	1117
	0.10	52.30	9.00	15.20	20.90	2.10	0.40	100.00
Koraput	4	365	72	283	355	--	22	1101
	0.40	33.20	6.50	25.70	32.20		2.00	100.00
Malkangiri	4	122	3	61	210	--	--	400
	1.00	30.50	0.80	15.30	52.50			100.00
Nowrangpur	3	398	23	461	205	--	12	1102
	0.30	36.10	2.10	41.80	18.60		1.10	100.00
Nuapara	7	225	144	20	101	--	5	502
	1.40	44.80	28.70	4.00	20.10		1.00	100.00
Rayagada	5	308	193	209	212	43	32	1002
	0.50	30.70	19.30	20.20	21.20	4.30	3.20	100.00
Sonepur	25	157	99	206	43	59	26	615
	4.10	25.50	16.10	33.50	7.00	9.60	4.20	100.00
Total	60	2746	844	1702	1758	131	102	7343
	0.80	37.40	11.50	23.20	23.90	1.80	1.40	100.00

Doctors found to be reported as the important alternative for consultation at the time of illness, with over a third of people choosing this option. However Homeopathic (23.9%) and Ayurvedic (23.2%) dispensaries were chosen by nearly half of the respondents combined. If we add allopathic centers to MO's then almost half used allopathic options,

giving an even split between allopathic and Indian systems of medicine. The correlation between MO's and Allopathic centers on one hand and the A&H dispensaries on the other was clear – which might suggest availability was the key issue. However, despite this point, the variation by district was not as wide as might be expected, with all districts recording over 30% preference for either allopathic or Indian systems of medicine. Accordingly, the district with the highest use of MO's, Kalahandi, also reported 36.1% use of the dispensaries. Conversely, Malkangiri, with the highest use of dispensaries also reported 31.3% use of allopathic sources. Traditional healers were highest in Sonepur at 9.6%, and also seen in Kalahandi and Rayagada. Sonepur also reported a relatively high use of other options.

10. Distribution of respondents not using Homeopathic and Ayurvedic service by reason (%)

District	No Answer	Effective Treatment	Doctor Available	Reason			Total
				Clinics Accessible	All types of treatment available	Others	
Bolangir	619(41.20)	757 (50.30)	45 (3.00)	27 (1.80)	53 (3.50)	3 (0.20)	1504(100.00)
Kalahandi	342(30.60)	434(38.90)	110(9.80)	42(3.80)	159(14.20)	30(2.70)	1117(100.00)
Koraput	655(59.50)	321(29.20)	97(8.80)	19(1.70)	9(0.80)	--	1101(100.00)
Malkangiri	265(66.30)	69(17.30)	19(4.80)	5(1.30)	42(10.50)	--	400(100.00)
Nowrangpur	718(65.20)	254(23.00)	66(6.00)	4(0.40)	60(5.40)	--	1102(100.00)
Nuapara	145(28.90)	230(45.80)	36(7.20)	51(10.20)	38(7.60)	2(0.40)	502(100.00)
Rayagada	433(43.20)	322(32.10)	61(6.10)	70(7.00)	84(8.40)	32(3.20)	1002(100.00)
Sonepur	350(61.90)	80(14.20)	69(12.20)	41(7.30)	25(4.40)	--	565(100.00)
Total	3527(48.40)	2467(33.80)	503(6.90)	259(3.60)	470(6.40)	67(0.90)	7293(100.00)

The reason given for using other services than the dispensaries was effective treatment, at two thirds of the relevant respondents. This figure varied from one third of respondents in Sonepur, where availability and accessibility relative to the dispensaries was more important to over three quarters of respondents in Bolangir. Availability and accessibility was less important overall, together making up only a quarter of respondents. That all types of treatment were provided elsewhere, was also significant, more so to people in Kalahandi and Malkangiri. Combining the 'effective treatment' and 'all types of treatment' strongly indicated that people selected other options owing to quality of treatment rather than due to availability/convenience of treatment. This was important as over half of all respondents opted this choice.

11. Distribution of dispensaries by availability (%)

Availability of Dispensaries

District	No Answer		Yes		No		Don't know		Total	
Bolangir	13	0.90	1425	94.70	56	3.70	10	0.70	1504	100.00
Kalahandi	7	0.60	1056	94.60	45	4.00	8	0.70	1116	100.00
Koraput	14	1.30	1026	93.20	9	0.80	52	4.70	1101	100.00
Malkangiri	6	1.50	297	74.30	55	13.80	42	10.50	400	100.00
Nowrangpur	4	0.40	999	90.70	97	8.80	2	0.20	1102	100.00
Nuapara	6	1.20	489	97.40	6	1.20	1	0.20	502	100.00
Rayagada	8	0.80	900	89.80	7	0.70	87	8.70	1002	100.00
Sonepur	9	1.50	556	89.8	20	3.20	34	5.50	619	100.00
Total	67	0.90	6748	91.90	295	4.00	236	3.20	7346	100.00

91.9% of respondents reported about the dispensary in their area. However, all areas covered did have dispensary allocated to them, so it may be of some concern that 4% reported they do not have dispensary and 3.2% were not aware of the dispensary. The overall figure was skewed a little by Malkangiri where only 74.3% reported awareness of a dispensary, however Nawrangpur also scored a high number of 'no' answers and Rayagada, Sonepur and Koraput reported a significant number of 'don't know' answers. Nuapara and Bolangir reported the highest number of 'yes' answers, but Nuapara was the only district with 95% awareness of the allocated (but not necessarily operating) dispensary.

12. Distribution of Health point by distance (%)

District	Distance											
	No Answer		Walking distance		1-2 kms		2-4 kms		Over 4 kms		Total	
Bolangir	271	18.00	1111	73.90	120	8.00	1	0.10	1	0.10	1504	100.00
Kalahandi	40	3.60	659	59.00	192	17.20	130	11.60	96	8.90	1117	100.00
Koraput	70	6.40	899	81.70	113	10.30	19	1.70	--	--	1101	100.00
Malkangiri	103	25.80	289	72.30	8	2.00	--	--	--	--	400	100.00
Nowrangpur	65	5.90	969	87.90	66	6.00	1	0.10	1	0.10	1102	100.00
Nuapara	9	1.80	379	75.50	114	22.70	--	--	--	--	502	100.00
Rayagada	100	10.00	713	71.20	125	12.50	22	2.20	42	4.20	1002	100.00
Sonepur	36	6.00	413	68.60	73	12.10	78	13.00	2	0.30	602	100.00
Total	694	9.40	5432	74.10	811	11.10	251	3.40	142	1.90	7330	100.00

For the majority of respondents (74.1%) their dispensary was within walking distance. This figure was higher when we considered 9.5% were not aware/did not have a facility. Only 1.9% reports a distance greater than 4kms, with a high of 8.6% in Kalahandi. 2-4Kms sees a high of 22.7% in Nuapara, again followed by Kalahandi at 17.2%. Accordingly Kalahandi had the lowest number of 'walking distance' responses, with

Nawrangpur and Koraput having the closest dispensaries (except Malkangiri whose % figures were low due to the high no answers as reported in the previous table).

13. Distribution of respondents visiting Dispensary at the time of Illness (%)

Visiting dispensary at the time of illness

District	No Answer	Yes	No	Total
Bolangir	144	9.60	1048	69.70
Kalahandi	118	10.60	702	62.80
Koraput	87	7.90	736	66.80
Malkangiri	148	37.00	246	61.50
Nowrangpur	33	3.00	831	75.40
Nuapara	48	9.60	289	57.60
Rayagada	110	11.00	571	57.00
Sonepur	45	7.40	364	60.00
Total	733	10.00	4787	65.30

Corresponding with table 2.3, 65.3% of respondents visited dispensary at the time of illness. The figure was a little higher here; clearly some respondents might typically use an allopathic or other option, but also utilized the dispensaries services. 24.7% stated that they did not use the dispensary. Figures were broadly similar across the districts, more so than in previous utilization questions, suggesting that the dispensaries offered an additional resource that people were willing to use when conditions were right. Malkangiri was less of an exception as the 'no' answer was low, and it appeared availability might be the issue.

14. Distribution of respondents visiting dispensary with reasons (%)

Reasons visiting dispensary

District	No Answer	Cheap	Eff-ective	Avail-able	Belief	Allopat-hic Expensi-ve	Staff approach-able	Efficie-nt doctor-s	Othe-rs	Total
Bolangir	1509	622	745	801	236	122	121	274	82	4512
Kalahandi	1107	239	354	684	411	123	238	162	31	3349
Koraput	1045	358	146	576	64	567	326	194	27	3303
Malkangiri	654	131	162	178	20	20	27	8	--	1200
Nowrangpur	986	476	684	629	138	78	223	89	2	3305
Nuapara	894	164	153	163	12	34	42	43	--	1505
Rayagada	1289	315	143	441	67	375	201	123	52	3006
Sonepur	1433	4	0	0	0	0	0	0	--	1437
Total %	41.20	10.70	11	16.10	4.40	6.10	5.40	4.10	0.10	100

A large minority of respondents cited cheap (32.1% of respondents), effective (33%) and available (48.3%) as the reasons why they used the dispensary. With nearly half citing availability, meaning the availability was the principle reason for the choice, a point which could tell us many stories. Effectiveness however was more often cited by respondents than price, again this could tell us different stories (section 4 deals more accurately with experience and opinion). 13.2% expressed a belief in Indian systems of medicine; however 18.3% gave the expense of allopathic options as their reason for choosing ISM. Staff approachability and efficient doctors recorded 16.2% and 12.3% respectively, not proving to be a main reason for the respondent's choice.

Effectiveness was rated highest in Nawrangpur and Bolangir, at 20% and 17% (approx) respectively. Belief was highest in Kalahandi, while Koraput and Rayagada recorded the lowest levels of belief and accordingly the highest levels of people citing the expense of allopathic options. Only 8 respondents cited efficient doctors in Malkangiri. Clearly district level variations were significant, but an overall picture still generally applied to the majority of areas. **Note:** As with table 9, this consolidated table incorporates data from up to three choices of respondents, hence the large 'No answer' figure (where a second or third choice is not given). A simply calculation of x3 can be made for percentage figures of other categories.

15. Reasons for not using dispensaries at the time of illness (%)

District	Reasons										Total
	No Answer	Not effective	Too Far	Always closed	Medicine not available	Doctor not available	Staff not approachable	Allopathic more effective	Treatment not for all diseases	Others	
Bolangir	3639	180	50	153	120	184	20	85	70	10	4511
Kalahandi	2454	164	112	39	165	159	15	137	74	30	3349
Koraput	2452	171	21	123	97	183	11	153	63	26	3302
Malkangiri	1190	5	--	1	1	1	2	0	0	0	1200
Nowrangpur	2908	21	7	147	37	102	41	13	21	8	3305
Nuapara	1233	71	3	18	63	17	11	46	42	0	1506
Rayagada	2095	150	5	155	123	234	15	141	60	28	3006
Sonepur	1434	2	0	0	0	0	0	0	0	0	1436
Total	17407	764	198	638	606	880	115	575	330	102	21615
Total	80.50	3.50	0.10	2.95	2.80	4	0.60	2.70	1.50	0.5	100

This consolidated table sees a fairly broad distribution of categories by district, with ‘Not Effective’, ‘Always closed’, ‘Medicine not available’, ‘Doctor not available’ and ‘Allopathic more effective’ with between 8 and 12% being the principle reasons cited by respondents for not using the dispensaries. Nawrangpur sees dispensary always closed relatively high at approximately 12% and in Rayagada the doctor was not available for 22% of respondents. Other figures remain too low to provide firm indications.

Note: As with tables 9 and 14, this consolidated table incorporates data from up to three choices of respondents, hence the large ‘No answer’ figure (where a second or third choice is not given). A simple calculation of x3 can be made for percentage figures of other categories.

16. Frequency of visit to dispensary during illness (%)

District	Frequency of visit						Total
	No Answer	Always When ill	Usually when ill	Sometimes when ill	Others		
Bolangir	388 25.80	487 32.40	413 27.50	212 14.10	3 0.20		1503 100.00
Kalahandi	338 30.30	372 33.30	177 15.80	223 20.00	7 0.60		1117 100.00
Koraput	349 31.70	89 8.10	396 36.00	267 24.30	--		1101 100.00
Malkangiri	106 26.50	146 36.50	87 21.80	60 15.00	1 0.30		400 100.00
Nowrangpur	215 19.50	585 53.10	118 10.70	146 13.20	38 3.40		1102 100.00
Nuapara	181 36.10	138 27.50	83 16.50	100 19.90	--		502 100.00
Rayagada	417 41.60	76 7.60	214 21.40	293 29.20	2 0.20		1002 100.00
Sonepur	143 25.00	102 17.80	108 18.90	170 29.70	49 8.60		572 100.00
Total	2137 29.30	1995 27.30	1596 21.90	1471 20.20	100 1.40		7299 100.00

27.3%, the largest positive response of respondents, always visited the dispensary at the time of illness. Nawrangpur saw the highest utility at 53.1% and Rayagada and Koraput the lowest utility at 7.6% and 8.1% respectively. Sonepur and Rayagada both saw less than 40% of respondents visiting the dispensary either always or usually when they were ill. Accordingly both districts see 29% of people visiting instead only sometimes when they are ill. All districts had ‘no answers’ above 19%, with Rayagada at 41.6% indicating that at least one fifth of people in any place did not use a dispensary.

17. Instruction for receiving medicine (%)

District	Receiving instruction for medicine					Total
	No Answer	Yes	No	Don't know	Don't remember	
Bolangir	404 26.90	1090 72.50	3 0.20	2 0.10	5 0.30	1504 100.00
Kalahandi	343 30.70	757 67.80	6 0.50	5 0.40	6 0.50	1117 100.00
Koraput	365 33.20	730 66.30	5 0.50	1 0.10	--	1101 100.00
Malkangiri	107 26.80	286 71.50	2 0.50	2 0.50	3 0.80	400 100.00
Nowrangpur	230 20.90	822 74.60	36 3.30	7 0.60	7 0.60	1102 100.00
Nuapara	182 36.30	314 62.50	1 0.20	4 0.80	1 0.20	502 100.00
Rayagada	419 41.80	576 57.50	--	4 0.40	3 0.30	1002 100.00
Sonepur	151 26.50	359 63.10	23 4.00	34 6.00	2 0.40	569 100.00
Total	220130.20	4934 67.60	76 1.00	59 0.80	27 0.40	7297 100.00

67.6% of respondents were given instructions at the time medicine was given to them. Only 1% did not receive instructions, although in Nawrangpur and Sonepur this figure is a little higher at 3.3% and 4% respectively. Additionally in Sonepur 6% of people did not know if they received instructions. Other figures for ‘don’t know’ and ‘don’t remember’ are very low. Discounting the ‘No answers’ nearly everyone who used the dispensaries were given instructions.

18. Quality of instructions (%)

District	Quality of instruction						Total
	No Answer	Clear	Not clear	No instructions	Don't remember		
Bolangir	390 25.90	110 273.30	6 0.40	--	6 0.40		1504 100.00
Kalahandi	339 30.30	750 67.10	15 1.30	2 0.20	11 1.00		1117 100.00
Koraput	351 31.90	743 67.50	6 0.50	--	1 0.10		1101 100.00
Malkangiri	106 26.50	291 72.80	2 0.50	1 0.30	--		400 100.00
Nowrangpur	245 22.20	830 75.30	9 0.80	5 0.50	13 1.20		1102 100.00
Nuapara	182 36.30	316 62.90	2 0.40	--	2 0.40		502 100.00
Rayagada	420 41.90	575 57.40	--	--	7 0.70		1002 100.00
Sonepur	184 32.30	343 60.30	21 3.70	6 1.10	15 2.60		569 100.00
Total	2217 30.40	4950 67.80	61 0.80	14 0.20	55 0.80		7297 100.00

Nearly all the answers from respondents reported that instructions were clear. Sonepur was the only district with a high of 3.7% ‘not clear’. A small number of people could not remember or received no instructions, as per the previous chart (differences in % are accounted for by an increase in ‘no’ answers).

19. Availability of medicine at dispensary

District	Medicine availability				Total
	No Answer	Yes	No		
Bolangir	384 25.50	968 64.40	152 10.10		1504 100.00
Kalahandi	353 31.60	711 63.70	53 4.70		1117 100.00
Koraput	360 32.70	730 66.30	11 1.00		1101 100.00
Malkangiri	109 27.30	290 72.50	1 0.30		400 100.00
Nowrangpur	139 12.60	804 73.00	159 14.40		1102 100.00
Nuapara	185 36.90	295 58.80	22 4.40		502 100.00
Rayagada	421 42.00	562 56.10	19 1.90		1002 100.00
Sonepur	158 27.80	340 59.80	71 12.50		569 100.00
Total	2109 218.90	4700 64.40	488 6.70		7297 100.00

The majority of people did get medicines at the time of need in all districts. However in Nawrangpur 14.4% of people did not receive the medicines they needed and Sonepur at 12.5% and Bolangir at 10.1% also record a high percentage of people not being able to get their medicines. All other districts performed relatively well, where dispensary services were available – Malkangiri having a low of 0.3% is an example, where we know availability is a problem from other tables.

20. Opening of dispensaries (%)

District	Opening of dispensary							
	No Answer		Yes		No		Total	
Bolangir	393	26.10	816	54.30	295	19.60	1504	100.00
Kalahandi	380	34.00	659	59.00	78	7.00	1117	100.00
Koraput	358	32.50	706	64.10	37	3.40	1101	100.00
Malkangiri	115	28.80	273	68.30	12	3.00	400	100.00
Nowrangpur	127	11.50	795	72.10	180	16.30	1102	100.00
Nuapara	189	37.60	307	61.20	6	1.20	502	100.00
Rayagada	426	42.50	520	51.90	56	5.60	1002	100.00
Sonepur	157	27.60	341	60.00	70	12.30	568	100.00
Total	2145	29.40	4417	60.50	734	10.10	7296	100.00

A large majority of people reported that their dispensary was open everyday, at 60.5% of respondents. 10.1% overall reported that the dispensary was not open – added to those ‘no answer’s’ which generally indicate the absence of a dispensary then approximately 40% of people do not have daily access to a dispensary. Bolangir, Malkangirir and Sonepur report the highest number of dispensaries not being open everyday (approximately 5 to 10 dispensaries per district were accounted for), between 12.3% and 19.6%. Nuapara and Koraput see the lowest number of respondents reporting that their dispensary was not open everyday, however both have a higher than average number of ‘no answers’, so overall performance may not be better there than in Nawrangpur where there are only 11.5% no answers, but a high number of ‘no’ answers.

21. Availability of staff at the time of illness (%)

District	Availability of staff at the time of illness							
	No Answer		Yes		No		Total	
Bolangir	393	26.10	898	59.70	213	14.20	1504	100.00
Kalahandi	391	35.00	668	59.90	57	5.10	1116	100.00
Koraput	359	32.60	707	64.20	35	3.20	1101	100.00
Malkangiri	118	29.50	266	66.50	16	4.00	400	100.00
Nowrangpur	141	12.80	822	74.60	139	12.60	1192	100.00
Nuapara	183	36.50	311	62.00	8	1.60	502	100.00
Rayagada	426	42.50	534	53.30	42	4.20	1002	100.00
Sonepur	158	27.80	323	56.90	87	15.30	568	100.00
Total	2169	29.70	4529	62.10	597	8.20	7295	100.00

A large majority of respondents (62.1%) reported that staffs were always available. The results here were similar to the previous table, with ‘No’ highs in Sonepur, Nawrangpur and Bolangir – where overall utilization was at least higher.

22. Staff availability by category (%)

Staff available by category

District	No Answer	Doctor	Pharmacist	Peon	Night watchman	Others	Total
Bolangir	1883	822	87	208	1	6	3007
Kalahandi	1226	384	163	446	14	--	2233
Koraput	961	547	185	493	--	16	2202
Malkangiri	410	225	--	163	1	1	800
Nowrangpur	1051	626	156	362	--	8	2203
Nuapara	483	280	81	154	--	6	1004
Rayagada	1196	332	133	343	--	0	2004
Sonepur	968	--	--	--	--	--	968
Total	8178	3216	805	2169	16	37	14421
Total %	57.00	22.00	5.60	15.00	0.01	0.02	100.00

Of those that were able to specify a staff member, Doctors made up nearly half of the options at 22%. In our consolidated table this means that 66% of people found a doctor available at some point during their use of the dispensary. Peon's are heavily relied upon, with a 45% of respondents citing this option. Pharmacists are the only other significant category at 16.8%. In Kalahandi Peons are more relied upon than doctors and Pharmacists are most often found in Koraput. Doctors are mostly available in Bolangir.

Note: This table again consolidates up to three responses per respondent. Sonepur saw no answers to this question.

23. Conduct of Staff (%)

District	Staff conduct									
	No Answer	Approachable	Helpful	Accommodating	Competent	All	Non	Others	N/A	Total
Bolangir	390 25.90	81 5.40	664 44.10	23 1.50	101 6.70	159 10.60	70 4.70	10.10	15 1.00	150 100.00
Kalahandi	342 30.70	381 34.20	264 23.70	30 2.70	26 2.30	13 1.20	20 1.80	2 0.20	37 3.30	1115 100.00
Koraput	351 31.90	383 34.80	271 24.60	73 6.60	--	--	23 2.10	--	--	1101 100.00
Malkangiri	110 27.50	26 6.50	207 51.80	4 1.00	1 0.30	30 7.50	2 0.50	--	20 5.00	400 100.00
Nowrangpu	206 18.70	125 11.30	358 32.50	12 1.10	1 0.10	123 11.20	15 1.40	37 3.40	225 20.40	1102 110.00
Nuapara	183 36.50	148 29.50	73 14.50	6 1.20	22 4.40	43 8.60	10 2.00	--	17 3.40	502 110.00
Rayagada	421 42.00	252 25.10	224 22.40	48 4.80	--	38 3.80	17 1.70	2 0.20	--	1002 100.00
Sonepur	205 36.20	110 19.40	137 24.20	54 9.50	51 9.00	10 1.80	--	--	--	567 100.00
Total	2208 30.30	1506 20.60	2198 30.10	250 3.40	202 2.80	416 5.70	157 2.20	42 0.60	314 4.30	7293 100.00

The vast majority of respondents answered positively, with approachable at 30.3% and Helpful at 30.1%. 'Accommodating', 'competent' and "all of the above" also recorded small figures. 'None of the above' was highest in Bolangir but only at 4.7%. District variations were significant but not out of line with the average results.

24. Satisfaction over dispensaries services (%)

District	Satisfaction						Total
	No Answer	Very satisfied	Quite satisfied	Satisfied	Not satisfied	Not satisfied at all	
Bolangir	306	272	339	369	135	83	1504
	20.30	18.10	22.50	24.50	9.00	5.50	100.00
Kalahandi	156	143	96	475	86	159	1115
	14.00	12.80	8.60	42.60	7.70	14.30	100.00
Koraput	365	1	9	675	51	--	1101
	33.20	0.10	0.80	61.30	4.60		100.00
Malkangiri	102	73	16	204	5	--	400
	25.50	18.30	4.00	51.00	1.30		100.00
Nowrangpur	91	293	368	176	79	95	1102
	8.30	26.60	33.40	16.00	7.20	8.60	110.00
Nuapara	123	97	53	158	31	40	502
	24.50	19.30	10.60	31.50	6.20	8.00	100.00
Rayagada	426	9	5	510	52	--	1002
	42.50	0.90	0.50	50.90	5.20		100.00
Sonepur	55	92	23	228	57	115	570
	9.60	16.10	4.00	40.00	10.00	20.20	100.00
Total	1624	980	909	2795	496	492	7296
	22.30	13.40	12.50	38.30	6.80	6.70	100.00

The majority of people answered that they were satisfied. However 'Not that Satisfied' and 'Not satisfied at all' scored fairly high at 6.8% and 6.7% respectively. Indeed in Sonepur this combined to nearly one third of all answers, which considering the number of 'No answers' was high. Kalahandi also had a high combined score of 22% here. However 'Very satisfied' at 13.4% and 'Quite satisfied' at 12.5% were double the negative responses and Bolangir and Nawrangpur reported very high satisfaction rates with combined figures of 40.6% and 60% respectively. Higher satisfaction was very low in Rayagada and Koraput, but no other district had a combined total in this respect of under 20%.

25. Dissatisfaction over dispensaries services by reasons (%)

District	Dissatisfaction								
	Insufficient medicine	Medicines not good	Medicines not available	Not for all diseases	Doctor not available	Dispensary always closed	Poor service	Doctor taking money	Closed no medical doctor
Bolangir	7	20	3	2	74	10	4	6	22
	0.50	1.30	0.20	0.10	4.90	0.70	0.30	0.40	1.50
Kalahandi	19	12	1	18	46	13	--	--	2
	1.70	1.10	0.10	1.60	4.10	1.20			0.20
Koraput	1	--	13	--	20	6	1	--	--
	0.10		1.20		1.80	0.50	0.10		
Malkangiri	--	--	--	--	2	--	--	--	--
					0.50				
Nowrangpur	12	2	1	--	22	55	1	--	--
	1.10	0.20	0.10		2.00	5.00	0.10		
Nuapara	7	7	2	2	--	1	--	5.1.00	--
	1.40	1.40	0.40	0.40		0.20			
Rayagada	3	9	2	--	31	5	--	--	--
	0.30	0.90	0.20		3.10	0.50			
Sonepur	29	3	4	4	38	62	--	--	--
	4.80	0.50	0.70	0.70	6.30	10.20			
Total	78	53	26	26	233	152	6	11	24
	1.10	0.70	0.40	0.40	3.20	2.10	0.10	0.20	0.30

The majority of people did not answer this question as it applied only to the two negative categories from table 26. Of those answers given there was a wide distribution of reasons. The principle reason though was that the 'Doctor was not available', closely followed by 'Dispensary always closed'. The third largest answer being 'No medicines or Doctor' indicates the same problem of daily operations of the dispensary. This was clearly a substantial problem in Sonepur and significant in all other districts except Koraput, Malkangiri and Nuapara. Medicines were insufficient in number or quality for 2.2% of respondents and the Doctor was problematic for a further 0.7% of respondents.

26. Perception of benefit (%)

District	Perception of benefit									
	No answer	Yes	No	Don't know	Total					
Bolangir	82	5.50	1048	69.70	366	24.30	8	0.50	1504	100.00
Kalahandi	71	6.40	724	64.80	304	27.20	18	1.60	1117	100.00
Koraput	104	9.50	593	53.90	97	8.80	306	27.80	1100	100.00
Malkangiri	103	25.80	295	73.80	1	0.30	1	0.30	400	100.00
Nowrangpur	14	1.30	948	86.00	38	3.40	102	9.30	1102	100.00
Nuapara	8	1.60	296	59.00	175	34.90	23	4.60	502	100.00
Rayagada	116	11.60	518	51.70	120	12.00	248	24.80	1002	100.00
Sonepur	13	2.20	373	62.30	124	20.70	89	14.90	599	100.00
Total	511	7.00	4795	65.50	1225	16.70	795	10.90	7326	100.00

65.5% of respondents believed the dispensary were of benefit to them and their families. This rate varied from 86% in Nawrangpur to 51.7% in Rayagada. The highest number of people who did not believe the dispensary was of benefit, in Nuapara at 34.9%, with highs in Kalahandi (27.2%) and Bolangir (24.3%). Overall 16.7% responded negatively, while 10.9% were not sure. The lowest 'No' answers found in Malkangiri and Nawrangpur. Koraput also reported a low positive benefit of 53.9% and accordingly a high number of 'Don't know' answers.

27. Perception of benefit with reasons (%)

District	Perception of benefit with reasons					
	Near village	Free and cheap	Effective	Easily available	Belief	Staff Good
Bolangir	85	113	301	223	71	144
	5.7	7.5	20.0	14.8	4.7	9.6
Kalahandi	152	13	142	134	1	37
	13.6	1.2	12.70	12.0	0.1	3.3
Koraput	42	421	10	146	1	5
	3.8	38.2	0.9	13.3	0.1	0.5
Malkangiri	5	68	18	8	--	--
	1.3	17.0	4.5	2.0		
Nowrangpur	50	333	84	161	10	1
	4.5	30.2	7.6	14.6	0.9	0.1
Nuapara	13	101	58	23	--	22
	2.6	20.1	11.6	4.6		4.4
Rayagada	75	382	11	29	5	19
	7.5	38.1	1.1	2.9	0.5	1.9
Sonepur	97	51	62	45	26	28
	17.7	9.3	11.3	8.2	4.7	5.1
Total	519	1482	686	769	114	256

Of those who believed the dispensary was of benefit, the largest number of people's belief was owing to the free or cheap treatment (20.4%), a further 2.5% citing cheap alongside near and accessible and a further 1.2% citing cheap and good doctor. This was overwhelmingly the principle reason given in Koraput (38.2%), Rayagada (38.1%) and Nawrangpur (30.2%). Availability was next most common reason at 10.6% with a high of 14.6% in Nawrangpur and a low of 2% in Malkangiri although Access and cheap is 18.8% here canceling out this figure. If it is combined, this reason with 'Near Village' at 7.1% then the overall figure was close to 'Cheap' and this would be the reason in Sonepur where 17.7% cited 'near village' and 8.2% 'Accessible'.

High levels of belief in ISM were only recorded in Sonepur and Bolangir – both at 4.7%. 3.5% overall gave 'good doctor/staff' as the reason for believing the dispensary to be of benefit, equally good service rated 2.5%. For both of those categories only a trace figure was recorded in Koraput and Rayagada and an exceptional high for good service in Malkangiri only.

Nawrangpur believed ISM improves life and Kalahandi believed the dispensaries were good for the child (although this also seems to mean adults did not receive service, see following chart). Where people gave a strong response for 'effective' (e.g. Bolangir, Kalahandi and Nuapara) there was a stronger than average response for 'belief' and praise for the doctor/staff. The opposite was also true in districts with a low response for 'Effective'. This was particularly so with Koraput and Rayagada who, as with other tables, share similar responses, in this case giving 'cheap' and 'accessible' as the only significant reasons for their belief in the dispensaries benefit to them and their families.

28. Perception that dispensaries of no benefit (%)

District	Perception that dispensaries of no benefit					
	No knowledge on existence	Don't believe	Medicine not good	Medicine not available	Always closed	Doctor not available
Bolangir	1	17	99	25	2	137
	0.1	1.1	6.6	1.7	0.1	9.1
Kalahandi	5	11	23	21	24	50
	0.4	1.0	2.1	1.9	2.1	4.5
Koraput	--	16	27	4	20	18
		1.5	2.5	0.4	1.8	1.6
Malkangiri	1	--	--	--	--	1
	0.3					0.3
Nowrangpur	2	2	6	4	--	2
	0.2	0.2	0.5	0.4		0.2
Nuapara	--	4	63	36	3	15
		0.8	12.5	7.2	0.6	3.0
Rayagada	--	8	12	6	14	52
		0.8	1.2	0.6	1.4	5.2
Sonepur	14	34	7	7	6	29
	2.6	6.3	1.3	1.3	1.1	5.4
Total	23	92	237	103	69	304
	0.3	1.3	3.3	1.4	1.0	4.2

Of those who gave a reason for believing their dispensary was not of benefit, the two principal reasons concern availability and quality of medicines and the service given by the doctor. In the first case Medicines were not good, records 3.3% and 12.5% in Nuapara, 'not for all diseases' records 0.6% with 1.5% in Sonepur and medicines no available records 1.4% with a high of 7.2% in Nuapara.

'Doctor not available' is the reason cited at 4.2% with a high of 9.1% in Bolangir. Additionally 1% reported that the dispensary is always closed, 0.9% that service is not good and 0.6% that the doctor was asking for money. This gives a combined total of 6.7%, with the additional of 0.8% responding that medicines and Doctors were not available. 1.4% gave the reason that the dispensary is too far and 0.3% were not aware the dispensary exists. Many people who were not satisfied and did not believe the dispensary was of benefit did not respond to this question, particularly in Koraput and Rayagada.

29. Respondents suggestions (%)

District	No Answer	Yes	Suggestions			Total		
			No					
Bolangir	141	9.40	1088	72.30	275	18.30	1504	100.00
Kalahandi	111	9.90	764	68.40	242	21.70	1117	100.00
Koraput	86	7.80	607	55.10	408	37.10	1101	100.00
Malkangiri	116	29.00	248	62.00	36	9.00	400	100.00
Nowrangpur	13	1.20	777	70.50	312	28.30	1102	100.00
Nuapara	17	3.40	399	79.50	86	17.10	502	100.00
Rayagada	115	11.50	526	52.50	361	36.00	1002	100.00
Sonepur	9	1.50	338	55.70	260	42.80	607	100.00
Total	608	8.30	4747	64.70	1980	27.00	7335	100.00

Two thirds of respondents had a suggestion to make (see following table). This was highest in Nuapara at 79.5% and lowest in Rayagada at 52.5%. Accordingly suggestions were not made as often in Rayagada, Koraput and Sonepur. For this table we can simply add 'No answer' to 'No' as both indicate if a suggestion was made or not.

30. Suggestion in improving the effectiveness of dispensary (%)

District	Suggestions in improving the effectiveness of Dispensary											
	Ade. medicine		Improved facilities		Adequate staff		Quality medicine		Exp. doctor		Doctors presence	
Bolangir	195	13.0	145	9.6	21	1.4	101	6.7	20	1.3	213	14.2
Kalahandi	48	4.3	237	21.2	5	0.04	79	7.1	68	6.1	170	15.2
Koraput	49	4.5	20	1.8	7	0.6	343	31.2	--	--	141	12.8
Malkangiri	35	8.8	41	10.3	74	18.5	6	1.5	--	--	23	5.8
Nowrangpur	276	25.0	138	12.5	63	5.7	75	6.8	2	0.2	103	9.3
Nuapara	123	24.5	75	14.9	7	1.4	47	9.4	15	3.0	23	4.6
Rayagada	10	1.0	46	4.6	46	4.6	163	16.3	--	--	145	14.5
Sonepur	105	18.8	60	10.8	11	2.0	25	4.7	4	0.7	21	3.8
Total	841	11.5	762	10.5	234	3.2	840	11.5	109	1.5	839	11.5

Three reasons got the highest number of respondents here all at 11.5%, 'More medicines', 'Quality medicines for all diseases' and 'Doctor should come regularly'. Two other categories are significant overall, 10.5% required improved building/facilities and 7.9% want more medicines, improved facilities and for the doctor to come regularly.

3.2% required more staff (18.5% in Malkangiri – which also records 9% 'more staff and medicines'). 1.8% required more medicines, facilities and staff and 0.9% more staff and quality medicines. Better Doctors scored in several categories and 1.5% on its own. Kalahandi had the most respondents requesting better doctors at 15.2% and people there also wanted more facilities (21.2%), both exceptions in these categories.

Koraput required quality medicines more than anything else (31.2%), a common suggestion in Rayagada (16.3%) also. More medicines were most desired in Nawrangpur (25%) and Nuapara (24.5).

More and better medicines, improved Doctor's service and improved facilities were clearly the three key points.

SATISFACTION AND BENEFIT REPORT BY VILLAGE, PER DISTRICT

This section takes two key indicators of the dispensaries effectiveness and reception by the client population and analyses these basic indicators. In addition to the two tables in each district, the comments include reasons for high 'No' answers in the benefit report to give an indication of opinion, and because statistically this is the strongest indicator.

Table 31 Sonepur: Satisfaction by Village

<i>Satisfaction by village</i>							
Village	No answer	Very Satisfied	Quite satisfied	Satisfied	Not that satisfied	Not satisfied at all	Total
Laturpank			1	53	34	12	100
Atasinga	1	39	8	52	1		101
Bisipara						23	23
Saharpali	23				1	39	63
Matsurpur						9	9
Sagarpali	1			13	3	20	37
Khambaswaripali		1	1	37	5	4	48
Lupersinga	12	13	3	23		1	52
Kodapali	11			6	13	7	37
Khari	4	28	6	22			60
Ghentapalli		3		7			10
Ghatkaintara	3		3	9			15
Hatakaintara		8	1	6			15
Total	55	92	23	228	57	115	570

The majority of people were satisfied, however 20% of people were not satisfied at all. This is principally due to Saharpali, Bisipara and Sagarpali where dissatisfaction is 100% in the first case and almost 100% or no answer in the second case, with only Sagarpali having some satisfied respondents. Laturpak has a high number of people not that satisfied and Kodapali has a half their respondents dissatisfied. Positive responses were highest in Atasinga and Khari

Table 32 Benefit by district

Benefit by village					
Village	No answer	Yes	No	Don't know	Total
Laturpank		57	32	11	100
Atasinga	1	94	2	4	101
Bisipara	1	1		21	23
Saharpali		18	19	26	63
Matsurpur			4	5	9
Sagarpali	1	17	25	5	48
Khambaswaripali		29	22	14	65
Lupersinga	1	40	10	1	52
Kodapali	8	22	7	1	38
Khari	1	56	3		60
Ghentapalli		10			10
Ghatkaintara		14		1	15
Hatakaintara		15			15
Total	13	373	124	89	599

Over half of respondents were positive in their assessment of whether the dispensary was of benefit to them and their families. Atasinga saw an exceptional high of 94% 'Yes', while 'No' responses were highest in Laturpank, Sangarpali and Khambaswaripada all reporting dissatisfaction with Service, Medicines, and the Doctor and also a higher than usual number of people not believing.

Table 33 Nawrangpur : Satisfaction by village

: Satisfaction by village							
Village	No answer	Very Satisfied	Quite satisfied	Satisfied	Not that satisfied	Not satisfied at all	Total
Bakadebeda	2	44	49	5			100
Kadabhata		39	61	1			101
Dabugaon		13	46	41	1		101
Benora	1	2	9	44	19	25	100
Jadaguda P		36	59	5			100
Kesharibeda		45	35	20			100
Sanguli	11	6	23	55	4	1	100
Maliguda		42	52	3	3		100
Pathanguda		66	34	1			101
Chandili	18			1	44	36	99
Dangra	59				8	33	100
Total	91	293	368	176	79	95	1102

A relatively high number of people are very satisfied in this district, with a high of 66% in Pathanguda and no scores in Chandili and Dangra. Quite satisfied also scores highly, meaning over half of all respondents gave a more than satisfied answer. Benora saw 44%

of respondents dissatisfied and 82% were dissatisfied in Chandili. Dangra also saw a high dissatisfaction rate of 41%. These last two villages also gave no answer as the other variable, which may indicate almost 100% were not satisfied. Excepting these three villages people are very satisfied elsewhere in the district.

Table 34 Benefit by village

Benefit by village					
Village	No answer	Yes	No	Don't know	Total
Bakadebeda	2	98			100
Kadabhata		99	1	1	101
Dabugaon		101			101
Benora	1	76	6	17	100
Jadaguda P	1	99			100
Kesharibeda	1	93	4	2	100
Sanguli	3	86	6	5	100
Maliguda	3	93	3	1	100
Pathanguda		97	4		101
Chandili		74	14	11	99
Dangra	3	32		65	100
Total	14	948	38	102	1102

Nearly all respondents believed the dispensary was of benefit to them and their families, with 9% unsure and a high of 14% 'No' in Chandili where 6 people complained the medicines were not good. This is highest positive response for any district.

Table 35 Nuapara Satisfaction by village

Satisfaction by village							
Village	No answer	Very Satisfied	Quite satisfied	Satisfied	Not that satisfied	Not satisfied at all	Total
Boden	58	7	9	27			101
Khaira	7	51	9	32	1		100
Gandabahal i	49	10	7	31	4		101
Duajhar	3	8	5	18	25	40	99
Dabri	6	21	23	50	1		101
Total	123	97	53	158	31	40	502

A slim majority of people was satisfied, and more people were more than satisfied. The main reason for dissatisfaction was found in Duajhar village where most people were not satisfied. Other villages scored higher satisfaction, particularly Khaira which reported half of all people very satisfied.

Table 36 Benefit by village

Benefit by village					
Village	No answer	Yes	No	Don't know	Total
Boden	2	41	49	9	101
Khaira		89	6	5	100
Gandabahali	3	44	51	3	101
Duajhar	2	30	62	5	99
Dabri	1	92	7	1	101
Total	8	296	175	23	502

A relatively high 175 respondents (35%) did not believe the dispensaries are of benefit. This figure was low in two villages and high in the three other villages. Duajhar again showed a particularly negative response. In Duajar, the three main reasons were 'Doctor not good, taking fee' 'Medicines not good' and 'Medicines not for all diseases' – in numerical order. In Gandabahali 27% reported 'Medicines not good' and 10% 'Not for all diseases'. In Boden 'Service not good' scored highest at 15% and a similar number also cited 'Medicines not good' and 'Not for all diseases'.

Table 37 Kalahandi :Satisfaction by village

Satisfaction by Village							
Village	No answer	Very Satisfied	Quite satisfied	Satisfied	Not that satisfied	Not satisfied at all	Total
Balipada			4	14	6	7	31
Bhanpur	13		3	14	6	33	69
Surian		7	8	16	15	56	102
Sikuan	92		2	2			96
Kalama				102			102
Chhaneer	1	4	4	18	10	9	46
Kuten Padar	10	8	2	3		7	30
Durduri	25		2			1	28
Kasurpada	4		4	94			102
Laitara	3	30	24	33	10	3	103
Utkela	5	22	10	62	2	1	102
Dasigaon		4	9	41	22	26	102
Mathura	3	26	4	43	12	14	102
Gundri		36	15	22	3	2	78
Pirul		6	5	11			22
Total	156	143	96	475	86	159	1115

Marginally more people were not satisfied at all than were very satisfied in Kalahandi District. Overall more than satisfied is approximately equal to dissatisfied. Just 'Satisfied' is chosen by almost half of respondents. Surian has the highest dissatisfaction levels at over 75% and Dasigaon is close to 50%. Bhanpur too sees more than half of respondents giving a negative answer. Laitara and Gundri are the only two villages with more than half of people more than satisfied. Satisfaction rates are also good in Utkela.

Table 38 Benefit by village

<i>Benefit by village</i>					
Village	No answer	Yes	No	Don't know	Total
Balipada		22	9		31
Bhanpur	12	19	39	1	71
Surian		40	58	4	102
Sikuan	3	4	89		96
Kalama	1	101			102
Chhaneer	2	30	14		46
Kuten Padar	4	12	10	4	30
Durduri	23	2	3		28
Kasurpada	9	89	2	2	102
Laitara	5	85	13		103
Utkela	1	98	1	2	102
Dasigaon	3	69	27	3	102
Mathura	3	65	32	2	102
Gundri	2	69	7		78
Pirul	3	19			22
Total	71	724	304	18	1117

Two thirds of respondents gave a positive answer, over a quarter gave a negative answer. Sikuan village clearly had the highest 'No' answers at over 90% with principle reasons being Doctor not available, medicines not good and No doctor or medicines and not for all diseases, while Surian, Mathura, Dasigoan and Bhanpur all had high negative scores of between a quarter and a half of respondents and a similar citing of the reasons given in Sikuan. 100% positive response was seen in Kalama and in 6 other villages.

Table 39 Bolangir: Satisfaction by village

Bolangir Satisfaction by Village							
Village	No answer	Very Satisfied	Quite satisfied	Satisfied	Not that satisfied	Not satisfied at all	Total
Ghaguli	5	44	49	2			100
Agaon	2	35	23	38		2	100
Khujeupadi	3		15	47	20	15	100
Mauhira	38	1	29	7	15	9	99
Pauapali	14	14	18	42	2	8	98
Bhasuja		7	12	48	19	15	101
Saluvata	19	33	10	39			101
Chhatamakhana	1	26	10	63			100
Bhuiababal		6	29	15	24	26	100
Biripal	18	37	37	5	4		101
Surubandha	26		31	22	17	5	101
Malisua	3	59	32	4	1		99
Bharatbaba	101						101
Tusra	76	10	44	37	33	3	203
Total	306	272	339	369	135	83	1504

Most respondents indicated they were either Satisfied or more than satisfied. High satisfaction rates was seen in Ghanguli, Malisua, Birapal and Aagoan. Only one village, Bhuibabal, recorded a level of dissatisfaction at 50% of respondents. Other villages expressing high dissatisfaction were Khujeupadi (35%), Bhasuja (34%) and Tursa (36%). Overall the response was positive here, with the typical exceptions of a few villages.

Table 40 Benefit by Village

Benefit by village					
Village	No answer	Yes	No	Don't know	Total
Ghaguli		95	5		100
Aagaon	1	94	5		100
Khujeupadi		87	13		100
Mauhira	4	37	58		99
Pauapali	4	78	16		98
Bhasuja		77	24		101
Saluvata	2	89	9	1	101
Chhatamakhana	2	96	2		100
Bhuiababal		69	25	6	100
Biripal	12	77	11	1	101
Surubandha	1	67	33		101
Malisua	3	87	9		99
Bharatbaba	33		68		101
Tursa	20	95	88		203
Total	82	1048	366	8	1504

Three quarters of respondents reported positively. Very high 'No' answers was seen in Mauhira with 58% (where 13 reported medicines are not good and 26 that the doctor was not available), Bharatbaba with 68% (63% citing doctor not available), Surubandha with 33% and Tursa with 44% (again in both case the principle reasons are Medicines not good and doctor not available).

Table 41 Koraput Satisfaction and Benefit report

Satisfaction by village							
Village	No answer	Very Satisfied	Quite satisfied	Satisfied	Not that satisfied	Not satisfied at all	Total
Debagandhana	71			4	24		99
Kurnagandhana	54			32	14		100
Petakona	49		4	47	1		101
Kanta	29			74			103
Beaagaon	25	1		74			100
Mahadeiput	6		3	92			101
Haladikunda	15			79	5		99
Baraguda	61		1	129	10		201
Adamunda	88			5	7		100
Kebadi	2		1	96			99
Phampuri	25			74			99
Total	425	1	9	706	61		1202

The majority of respondents were just ‘Satisfied’, however no respondent was not satisfied at all. Nearly a third of respondents gave no answer, and only a trace figure for more than satisfied was found. Debagandhana recorded a quarter of people not that satisfied, with Kurnagandhana following at 14%.

Table 42 Benefit by Village

Benefit by village					
Village	No answer	Yes	No	Don't know	Total
Debagandhana	10	48	17	23	98
Kurnagandhana	9	48		43	100
Petakona	26	47	9	19	101
Kanta	10	51	2	40	103
Beagaon	18	42	1	39	100
Mahadeiput	3	67	6	25	101
Haladikunda	4	54	14	27	99
Baraguda	11	106	23	61	201
Adamunda	12	44	24	20	100
Kebadi	7	64	5	23	99
Phampuri	3	65	9	22	99
Total	113	636	110	342	1201

Half of all respondents reported positively, with a large number, over a quarter saying they did not know. ‘No’ answers are accordingly low with a high of 24% in Adamunda (where 20 people reported that the dispensary was always closed) and then 17.5% in Debagundhana (where 17 people reported that the Doctor was not available).

Table 43 Rayagada Satisfaction and Benefit report

Satisfaction by village							
Village	No answer	Very Satisfied	Quite satisfied	Satisfied	Not that satisfied	Not satisfied at all	Total
Kereda	16			84			100
Guma	25			76			101
Biksampur	88			5	6		99
Saltar	30		1	68	2		101
Chatikona	89				11		100
Kujeudri	19	2	1	70	8		100
Hadaguda	17	1		81			99
Rellivaguda	51	6	3	39	2		101
Pempeuga	31			56	13		100
Total	366	9	5	479	42		901

As with Koraput, very few people answered other than ‘Satisfied’. A large number (over one third) did not give a response. Two villages saw a little over 10% ‘Not that satisfied’

Table 44 Benefit by village

Benefit by village					
Village	No answer	Yes	No	Don't know	Total
Kereda	4	60	14	22	100
Guma	11	65	7	18	101
Biksampur	9	21	48	21	99
Saltar	11	79		11	101
Chatikona	10	12	19	59	100
Kujeudri	4	66	7	23	100
Hadaguda	16	58	4	21	99
Rellivaguda	28	53		20	101
Pempeuga	14	61	8	17	100
Total	107	475	107	212	901

Half of all respondents gave a positive answer in Rayagada, however a high number of people, nearly one quarter did not know if the dispensaries were of benefit and 12% believed they were not. Biksampur saw almost half of respondents gave a 'No' answer, exceptionally high, with 38 of these people reporting that the 'Doctor was not available'. Chatikona also saw 19% of 'No' answer and 59 reports 'don't know'. 7 people in Chatikona gave a 'No' reason as 'Doctor not available' and 11 as 'Dispensary always closed'. Excepting these two villages overall people tend to believe the dispensaries are of benefit.

AROMATIC AND MEDICINAL PLANTATION

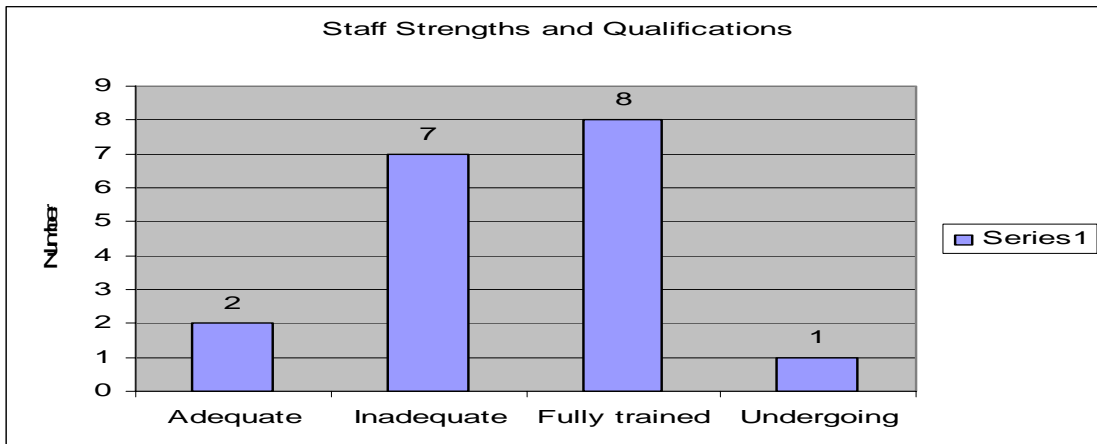
Plantations ranged from 20 Ha's to 1000 Ha's in size. All run by highly qualified and experienced personnel. Most however, consider them understaffed. Supervision was carried out on a monthly or quarterly basis usually via a field visit, with verbal feedback typically given. The majority of records were properly updated and reports were submitted on time, with financial records well maintained. FRO's and DFO's were proved to be transparent, allowing access to records. 90-100% activities were accomplished in the sites visits.

Systems for allocation and procurement at the district forest office were in place. Advance money was given in the form of a cheque; however the amount did not always match that allocated for the activity concerned. This was also largely dependent on release of funds by state government. Delays here were problematic with the seasonal nature of the crops. Procurement took place at a local level with supplies effectively delivered by local sources.

FRO's and DFO's asked for better marketing, enforcement of security and a proper system of care and maintenance for the plantations, along with timely release of funds. Similarly constraints were recorded as untimely release of funds, watch and warding problems, lack of awareness and knowledge amongst villagers and rangers fear that villagers will not manage the plantations well. Suggestions made were for more land allocation, watch guards and fencing secured for 10 years, effective marketing, an income generating scheme, greater participation of villagers and increased awareness of the scheme and gardens through an IEC programme.

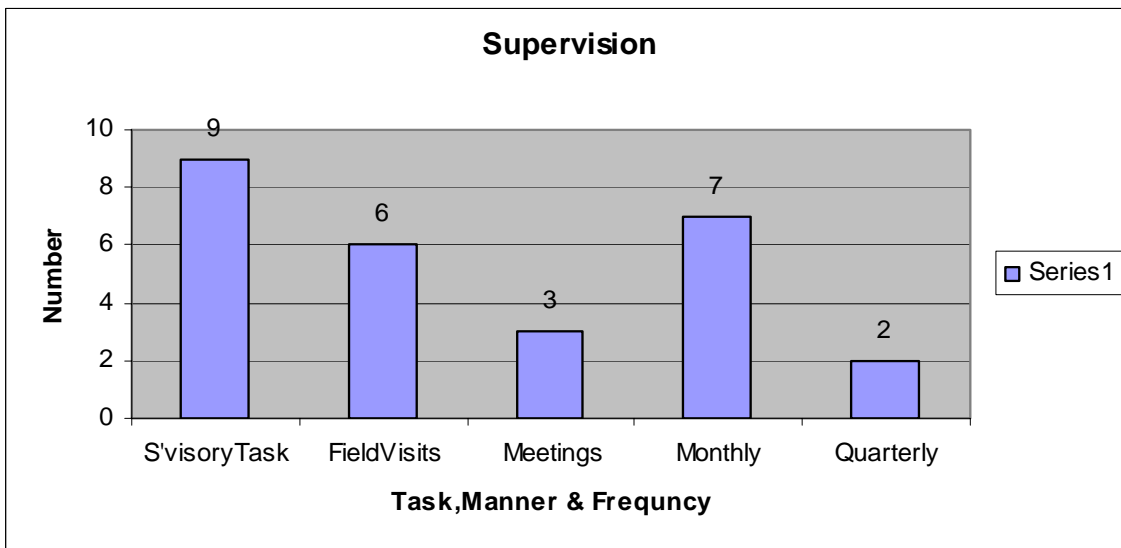
Interviews conducted on 7 Forest Ranger Officer's and 2 District Forrest Officer's. The records review was done per district. Almost all of FROs and DFOs had an average of 18 years in government service. The average number of Aromatic and Medicinal Plantations covered ranging from 2 to 4. Plantation size in hectares also varied ranging from 20 ha's to 1000 ha's. The officials were highly qualified and fully trained except for 1 FRO who was undergoing training. When asked about their staff strengths, three quarters stated that the staff in place is inadequate while only a fraction said the number of staff they have fairly adequate.

Chart 31 Staff strengths and qualifications



Accordingly, supervision at both levels (FROs and DFOs) is carried out on regular basis either monthly or quarterly as the case maybe. Supervisory tasks usually take in the form of field visits to the areas of coverage including the plantations and holding regular meetings.

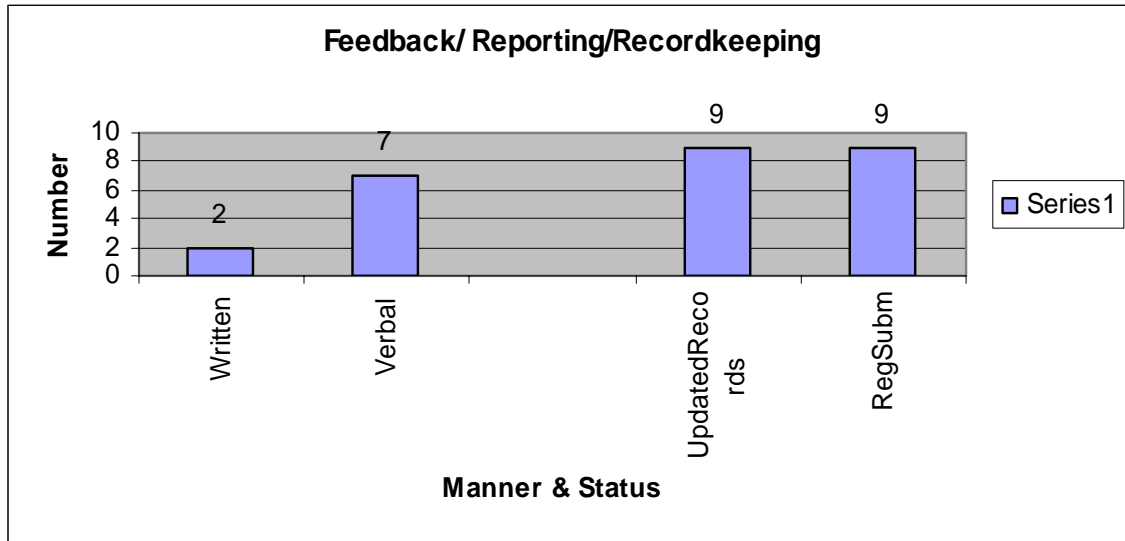
Chart 32 Supervision



Feedback of the field staff and vice versa was obtained verbally and only a few had it in written form. In the matter of record keeping, which was either delegated to a clerk or the FROs themselves, majority updated and submitted to the higher authorities financial records of the medicinal plantations were properly maintained and updated. Quite impressive were the transparency and willingness of most FROs and DFOs to show and allow the interviewers to go through their records. Almost all of the funds allotted to the 3/4th activities of plantations sites visited.

Recurrent activities were properly noted and that funds allocated for maintenance during year 06-07 were in tact and duly taken into account.

Chart 33 Feedback/Reporting/Record Keeping



The District Forest Officer was the central authority for all activities of the Forest Rangers including the aromatic and medicinal plantation. The systems for Allocation and Procurement were in place and functional. Fund allocation was the s approved scheme /activities of the In-Situ and Ex-Situ plantations over certain period of time. Usually advance was given to the Forest Ranger’s Office in the form of a check as operational expenses for the implementation of the designated activities. The amount however, may or may not be the exact amount allotted for the activity. This was also largely dependent on the release of funds by the State Government. Delayed release of funds was a limiting factor in the execution of schemes. Some activities were seasonal and by the time funds were available the activities were no longer put into practice and had to wait for another season.

Procurement of materials, plants or equipments was done at the Ranger Office level. Purchasing was either annually or as per need. Local suppliers within the area provided the materials such as fertilizers, soil and delivery was not a problem, it only takes 1 to 2 weeks or a month’s time depending on the availability of the item in the area.

Chart 34 Systems in Place

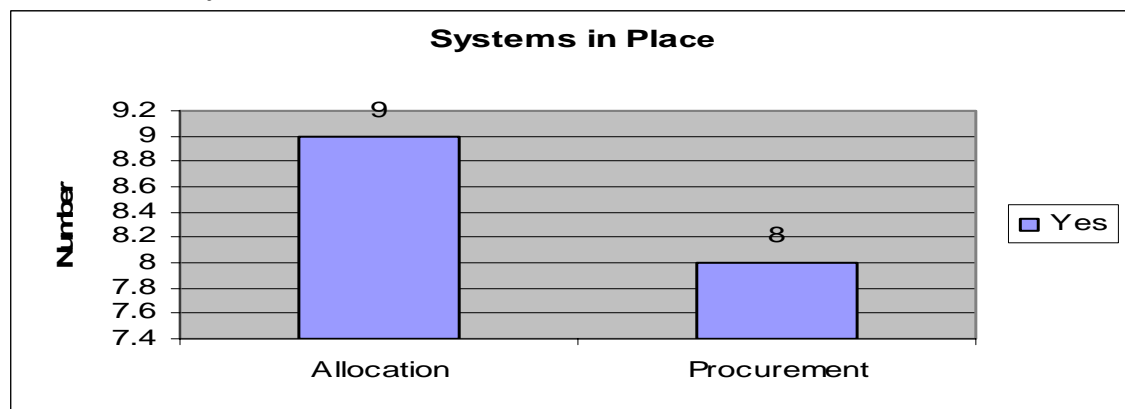
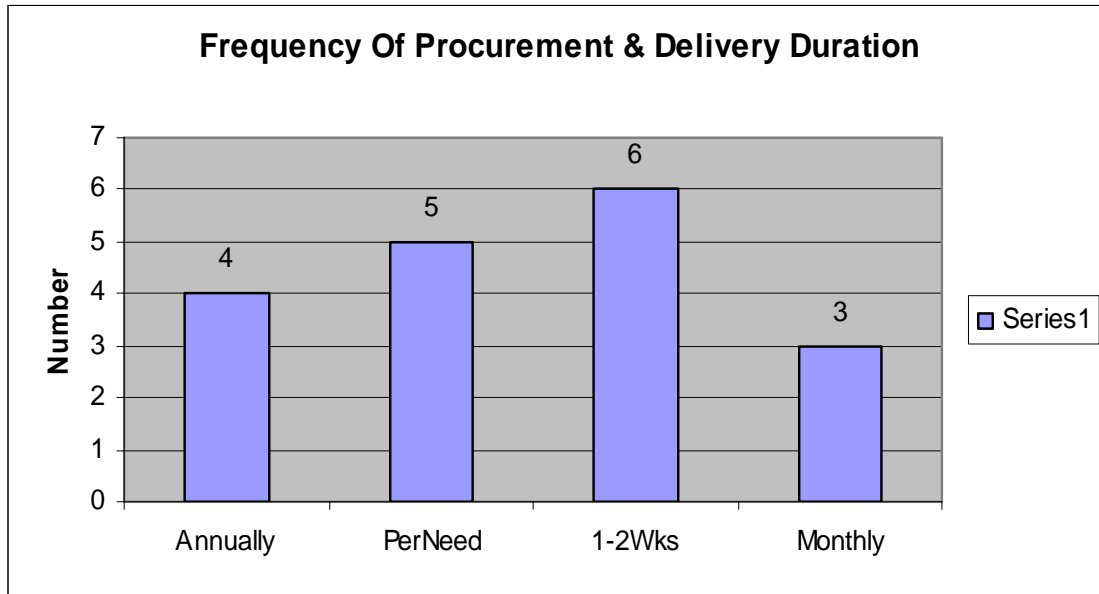


Chart 35 Frequency of Procurement and Delivery duration



Among the best criteria cited by the FROs and DFOs for an effective and efficient management of the medicinal plantation were: execution of work should be according to the approved scheme; funds should be released per identified schemes; better marketing facility and strategy for the plantations to make it sustainable and viable; better enforcement of security as what they call in the areas- watch and ward system. And the existence of proper system of care and maintenance for the plantations must be on place.

CONSTRAINTS IN IMPLEMENTATION

Length of time before funds are released as pointed out earlier as a problem. Timely release of the funds was necessary for certain specified activities to be carried out. Most important was watch and warding off of animals e.g. sheep, goats, and cows grazing in the area among other things since green hedging for fencing may take some time. Lack of information dissemination about the rationale of the plantations to the villagers and the role of the rangers who are the implementers were found to be very much lacking. Suspicions and doubts on both parties cannot be avoided. The problem of proper maintenance and protection of the plantation once it is handed to the village people since there is a fear that the people may not manage it well.

Suggestions were raised for the improvement of the plantation. One suggestion was the alienation of more lands in favor of medicinal and aromatic gardens or plantation in conjunction with submitted schemes under the BOMPC. Sanction of watch guards for the plantation for a minimum of 10 years and permanent fencing are highly recommended. An effective marketing strategy and facility for the products, possibly creation of Income generating schemes in order to make it more sustainable was recorded. Encourage involvement and participation of the people within the area of coverage was suggested. Awareness raising campaigns about the medicinal gardens – its benefits and advantages; the role of the forest rangers and how the villagers should fit into the scheme should be taken into consideration.

PROBLEMS ENCOUNTERED IN PERFORMANCE OF DUTY

The Inspectors of A/H dispensaries were asked about problems encountered in the course of performing their duties. Majority listed mobility and distance as hindering factors considering the distance among and between the base and the dispensaries. Most often they could not cover all dispensaries when conducting supervisory visits especially those situated in far-flung areas. So much so that they had to rely on reports submitted and when the A/H Medical Officers came to the Office to collect supplies and their salaries. Sanctioning vacancy of posts for the Medical Officers was another problem. Lack of A/H medical officer and their absenteeism for a long period of time accounted for non-functional dispensaries. However, there are some districts where one A/H medical officer covered 3 or 4 dispensaries hence limiting the amount of time spent at a dispensary. In consonance with the acknowledged problems was the lack of better and or poor infrastructures and amenities/facilities (e.g. sleeping quarters, electricity, toilets, and water) not only at the dispensaries but also at the Inspector level.

CHAPTER V: CONCLUSION, SUGGESTIONS & RECOMMENDATIONS

In this section we highlight the key problems or gaps impacting on the overall effectiveness of the dispensaries and offer recommendations based on suggestions of beneficiaries, key informants suggestions and our own experience and observations. All the points highlighted here repeatedly come up in all areas of investigation.

Supply chain dynamics: A fundamental problems and suggestion from survey respondents was for more medicines with a strong indication that supplies often run out. Our key informants interviews substantiate this, with procurement for dispensaries happening only once a year and no buffer stocks held at inspectorate level or any course of action available for Inspectors when MO's report low stocks

In service provision: Most dispensaries are providing a respectable service. When we look at the village satisfaction and benefit report it is clear that poor performance relates to particular dispensaries. In many cases this relates to sickness, vacancies and poor performance of staff – although poor facilities are also a key problem.

Service parameters: Service providers are given a relatively free reign over what service they provide and how often they provide it. Many MO's and their staff clearly provide a good service that is appreciated by the beneficiaries. However there is a high percentage of instances where this is not the case.

Quality of medicines: One of the most common complaints of beneficiaries is the poor quality of medicines; this is also noted by key informants. Clearly quality of supplies is fundamental in both providing a quality service and encouraging people to use the service.

IEC: Many people, particularly in Rayagada and Koraput, have a low level of belief in Ayurvedic or homeopathic dispensaries. Although Homeopathic key informants reported a higher rate of acceptance than Ayurvedic in the community, there is still plenty of room for improvement. IEC supplies were non-existent and few service providers had any plans regarding IEC.

Facilities: A key reason for poor performance of dispensaries is very poor facilities. Most facilities are dilapidated and a number are so poor it is barely possible to operate from the building, especially in poor weather.

Aromatic and medical plantation: While the plantations themselves are operating satisfactorily, their utilization is marred by poor release of funding (too late to grow the seeds), poor fencing in of the area and poor awareness in the community.

SUGGESTIONS FOR EFFECTIVE MANAGEMENT OF DISPENSARIES

- Regular supervisory meetings with the medical officers & other frontline workers
- Consultation with the inspector and medical officers by the directorate in matters of procurement specially the most frequently used medicines
- A re-zoning of areas of coverage for the Inspectors for easy supervision
- Or a deputy inspector is in place for Inspector's office.
- The Position of Director should have the qualifications of a technical person not of an IAS officer.
- Provision of better quality medicines and quality conscious suppliers.

SUGGESTIONS FOR PERCEIVED BEST CRITERIA FOR EFFECTIVE MANAGEMENT

Suggestions were solicited from the A/H MOs as to what they think are the best criteria for an effective management of a dispensary. The following criteria were elicited:

- Establish a regular replenishment and procurement system particularly for essential and frequently used medicines at all levels;
- State government to increase the budget allotment for ISMH so that infrastructures and facilities could be improved;
- An intensive Information, Education campaign be conducted for the education and promotion of ISM in every village in every KBK district;
- Enhance and provide more quality medicines for all kinds of diseases;
- Dedicated and committed staff
- Vacancy posts should be filled up
- Adherence to regular monitoring and supervisory visits in the field.

In this section some recommendations are suggested to make the programme more result oriented and feasible to further strengthen the actions and interventions for what the scheme was meant for.

- 1 Devolution of authority to the district/inspectorate level. This would necessitate a systematic approach reforming the current supply chain, which works currently at the most basic level, with supplies ordered by the center annually. This would also require training of key staff for managing systems and supplies.
- 2 Establish a monitoring and supervision system with guidelines and basic service level parameters, from which performance can be measured. This would improve the outcomes and ensure cost effectiveness and utilization of funds by assessing the performance of service providers and highlighting the areas for immediate action. Inspectors should also have a more direct route for sanctioning of vacancies, as this is a fundamental issue where no service is provided.

- 3 Develop a clear and defined manual of operations indicating the following:
 - What services need to be available and where
 - Standardization of function, duties and define the responsibilities of health personnel working at different levels (this would tie into the supervisory system).
 - Clarity on procurement process involving district/inspectors and MO's in decision making as to type and quantity and how often medicines should be procured.
- 4 In the selection of manufacturers/suppliers enforce quality of medicines supplied. Involve service providers in quality control and create a mechanism whereby service providers can register complaints against a particular product. Establish criteria for selection of manufacturers/suppliers.
- 5 An IEC campaign to sensitize people on ISM, the dispensaries and the benefits of using the service. Involve the communities and NGO's in this campaign. Create a pharmacopoeia of A/H medicines including herbal plants and their uses, making this available to the general public.
- 6 Upgrade existing infrastructure to meet basic norms, including sleeping quarters, storage space, and quality of construction, accessibility and amenities for MO's and patients. Undertake a survey of facilities (which can be conducted in part by staff in post) to identify areas for action and immediate steps to be taken.
- 7 Develop a marketing strategy so the plantation has an objectives and work set out to follow. An intensive IEC campaign, involving the local community who would also be encouraged to participate in the scheme. Timely release of funds so that materials be purchased in time for the scheduled activities to begin.

ANNEXURES

ANNEXURE I: DETAILS OF PLANTATION SITES SURVEYED

Sl.no	Name of the plantation site	Block	District
1.	Taparanga Ex situ	Narla	Kalahandi
2	Singhiharan In situ	Narla	Kalahandi
3	Thungapara In situ	Khariar	Kalahandi
4	Goudaguda Ex situ	Kashipur	Rayagada
5	Kutura In situ	Titlagarh	Bolangir
6	Padagada Reserve forest In situ	Umarkot	Nowrangpur
7	Mardingpoda In situ	Koraput	Koraput
8	Sorepur Ex situ	Sonepur	Sonepur

ANNEXURE-2: HEALTH INSTITUTIONS IN KBK DISTRICTS

Bolangir	
District Hospitals	1
Area Hospitals	2
Community Health Centres (CHC)	4
Primary Health Centres (PHC)	19
Sub-Centres	76
Kalahandi	
District Hospitals	1
Area Hospitals	5
Sub-division hospitals	1
Community Health Centres (CHC)	6
Primary Health Centres (PHC)	47
Sub-centre	213
Koraput	
District Hospitals	1
Area Hospitals	3
Sub-division hospitals	1
Community Health Centres (CHC)	5
Primary Health Centres (PHC)	53
Sub-Centres	253
Malkanagiri	
District Hospitals	1
Area Hospitals	3
Other hospitals	1
Mobile Health Units (MHU)	1
Community Health Centres (CHC)	4
Primary Health Centres (PHC)	29
Sub-Centres	135
Nowrangpur	
District Hospitals	1
Area Hospitals	2
Community Health Centres (CHC)	5
Primary Health Centres (PHC)	41
Sub-Centres	222

Nuapara	
District Hospitals	1
Area Hospitals	1
Other hospitals	1
Community Health Centres (CHC)	4
Primary Health Centres (PHC)	17
Sub-Centres	85
Rayagada	
District Hospitals	1
Area Hospitals	2
Sub-division hospitals	-
Other hospitals	-
Mobile Health Units (MHU)	-
Community Health Centres (CHC)	6
Primary Health Centres (PHC)	41
Sub-Centres	200
Sonepur	
District Hospitals	1
Area Hospitals	2
Community Health Centres (CHC)	4
Primary Health Centres (PHC)	19
Sub-Centres	76

ANNEXURE III STUDY INSTRUMENTS

**EVALUATION STUDY OF THE PROGRAMME/SCHEMES UNDER RLTA FOR THE KBK DISTRICTS
CONDUCTED BY: ORISSA VOLUNTARY HEALTH ASSOCIATION
SPONSORED BY: DEPT OF PLANNING AND COORDINATION, GOO**

HOUSEHOLD SCHEDULE

State	Orissa	1
District	Bolangir	1
	Kalahandi	2
	Koraput	3
	Malkangiri	4
	Nowrangpur	5
	Nuapara	6
	Rayagada	7
	Sonepur	8
Name of Block		
Name of GP		
Name of Village		
Name of Dispensary		
Dispensary Type	Ayurvedic	1
	Homeopathic	2
Date of Interview		
Name of Interviewer		

Knowledge, Attitude and Perception Survey on Ayurvedic and Homeopathic Dispensaries

1 DEMOGRAPHY

Sl No	Name of Respondent	Age	Sex	Caste	Religion	Education	Occupation

2 KNOWLEDGE AND ATTITUDE

2.1	Was there any illness in your household in the last 12 months?	Yes (1)	No (2)
2.2	If yes, type of illness	Headache	1
		Fever/Flu	2
		Colds/cough	3
		Stomach ache	4
		Diarrhea	5
		Malaria	6
		TB	7
		Skin Diseases	8
		Others (specify)	9 _____

2.3	Where do you usually go for consultation/ treatment when there is illness in the household?	Doctor (MO/PHC) Allopathic Centre(Private) Ayurvedic Dispens Homeopathic Dispen Traditional Healers Others (mention)	1 2 3 4 5 6 _____
2.4.	IF ANSWER IS MO or TH What are the reasons why you consult a doctor/TH?	Effective Treatment HP always available Accessible Others (mention)	1 2 3 4 _____
2.5	Do you have an ayurvedic/homeopathic dispensary in your area?	Yes No Don't Know	1 2 3
IF ANSWER IS NO or DON'T KNOW, END INTERVIEW IF ANSWER IS YES, PROCEED TO NEXT QUESTIONS.			
2.6	How far is the A/H dispensary from your village?	Within walkable distance 1-2 Kms 2-4 Kms > 4 Kms	1 2 3 4
2.7	Other than the MOs, do you also go to the Ayurvedic/Homeopathic Dispensary at the time of illness	Yes No	1 2
IF ANSWER NO , PROCEED TO Q#S 4.4 To 4.8			
IF ANSWER YES, PROCEED TO SUCCEEDING QUESTIONS			
2.8	If answer is YES, what are the reasons? PROBE R can choose 3 options then ask them to rank 1-3	Cheap Effective treatment Easily available Belief in herbal medicines Allopathic medicines expensive Staff are approachable Efficient doctor Others (mention)	1 2 3 4 5 6 7 8 _____
2.9	If answer is NO, what are the reasons? PROBE If multiple Answers, ask R to rank 1-3	Not effective treatment Dispensary far from village Dispensary always closed Medicines always not available Doctor always not available Staff are not approachable Allopathic medicine more effective A/H treatment not available to other kinds of diseases Others(specify)	1 2 3 4 5 6 7 8 _____

3.0	How often do you visit the Ayurvedic/ Homeopathic dispensaries?	Always When ill Usually when ill Sometimes when ill Others(mention)	1 2 3 4_____
3.1	Did the Ayu/Ho staff give instructions about dosage of medicines	Yes No Don't Know Don't Remember	1 2 3 4
3.2	Were the instructions given	Clear Not clear No Instructions given Don't Remember	1 2 3 4
3.3	Do you get medicines at the time of your need from H/A dispensary?	Yes No	1 2
3.4	If answer is No, were you able to get the medicines at a later date	Yes No	1 2
3.5	Aside from the doctor , who among the staff gives medicines from the dispensary (Mention position)		
3.6	Is the dispensary open daily?	Yes No	1 2
3.7.	If no, how often is the dispensary open	Twice a Week Once a week Once a month Always closed Others (mention)	1 2 3 4 5_____
3.8	Are the staff at the dispensary always available at time of illness?	Yes, No	1 2
3.9	If answer is yes, who is always available (give designation)	Doctor Pharmacist Peon Night watchman Others (mention)	1 2 3 4 5_____
4.0	Are the Ayu/Ho dispensary staff :	Approachable Helpful Accommodating Competent All of the above None of the above Others (mention)	1 2 3 4 5 6 7_____
4.1	If answer is None of the above, ask why (PROBE)		
4.2	How satisfied are you with the dispensary's services	Very Satisfied Quite satisfied Satisfied Not that satisfied Not satisfied at all	1 2 3 4 5

4.3	If not satisfied or not that satisfied, what are the reasons? PROBE		
4.4.	Do you think having dispensary within your area is beneficial to you and your family?	Yes No Don't know	1 2 3
4.5	If yes, what are the reasons? PROBE		
4.6.	If no, why do you think its not beneficial? PROBE		
4.7.	Do you have suggestions that could help improve the dispensaries?	Yes None	1 2
4.8.	If yes, what are your suggestions PROBE		

Comments: _____

INTERVIEW OF KEY INFORMANTS AT AYURVEDIC/HOMEOPATHIC DISPENSARY LEVEL

Complete 1 form for every informant

General Information

1	Date of Interview		
2	Name of Interviewer		
3	Name of Respondent		
4	Position		
5	No. of Years of Service		
6	At what level	State District Block GP Village	1 2 3 4 5
7.	Type of Dispensary	Ayurvedic Homeopathic	1 2
8.	Date of onset of Dispensary		
9.	Staff Strength	Plenty of staff 1 Adequate 2 Not enough staff 3	Sanctioned In position
10.	Per day average registration of patients		
11.	Staff Qualifications	Fully Trained Undergoing training Untrained Others(specify)	1 2 3 4
12	If trained, type of training and by Whom	Type of training	Whom
13	Is there supervision in place	Yes No	1 2
14	If yes, how often is supervision done	Monthly Quarterly Occasionally Never	1 2 3 4

15	Who is your supervising authority (Probe with verification of visits)		
16	Do you have feedback mechanism	Designated system for feedback Written feedback to both superiors and supervisees Verbal feedback only to supervisees No feedback	1 2 3 4
17	Are the supply of medicines sufficient to the patient needs	Fully sufficient (meets all needs) Partly sufficient (meet some needs) Partly Insufficient (meets few needs) Insufficient (barely meets)	1 2 3 4
18	Who decides the type and quantity of medicines to be used?	CDMO State Officials Myself Others (specify)	1 2 3 4
19	Where does the supply of medicines come from?	State CDMO District A/H Pharmacy Others (mention)	1 2 3 4 _____
20	Frequency of medicines delivered to dispensary	Monthly Quarterly Annually Others (specify)	1 2 3 4 _____
21	How long does it take for the medicines to reached your dispensary	1-2 weeks 1 month Quarterly Every 6 months Longer	1 2 3 4 5
22	Do you have cases of medicine shortages in the last 3 months?	Yes No	1 2
23	In case of shortage of medicines, what do you do (probe with records)	Ask patients to buy outside Report to immediate supervisor Wait for authority to visit/ask Make a requisition to supervisor Do nothing Others (specify)	1 2 3 4 5 6 _____
24	What medicines are always out of stock at your level? (Name at least 10)		
25	Do you have inventory records? (Shown)	Yes No	1 2
26	Who maintains records or forms of the dispensaries	Myself Other staff (Mention)	1 2

27	Frequency of submission of reports	Monthly Quarterly Half yearly Annually Occasionally Never	1 2 3 4 5 6
28	To whom you submit your report	CDMO Inspector of A/H Dispensary Others (mention)	1 2 3 _____
29	What do you think of the current building infrastructure of the dispensary	No need of repairs Need minor repairs Needs major repairs Dilapidated(abt to collapse) Old Others (mention)	1 2 3 4 5 6 _____
30	Does an IEC plan exist for the promotion of ISM	Yes No	1 2
31	What IEC activities are carried out for general public	One to one communication Village Meetings Folk dance Radio jingles Pala Workshop Others	Planned Organised
32	How do you perceive the acceptance rate of people on the ayurvedic/homeopathic dispensary services	Very good Good So so Poor Very poor	1 2 3 4 5
33	If poor or very poor, what do you think are the reasons	Medicines are not effective Medicines are not available as per need No popularisation of ISM Number of staff inadequate People are habituated with allopathic medicines Others (mention) _____	1 2 3 4 5 6
34	What are the problems you have encountered in managing the dispensary (at least 3-5) PROBE		
35	How were the problems solved? PROBE		
36	What do you think are the best criteria for an effective/efficient management ? PROBE	Dedicated/Committed staff Regular monitoring/supervision of upper level Supply of frequently used medicines Must be sufficient IEC plan present at dispensary level Others (mention) _____	1 2 3 4 5

Comments: _____

GUIDELINES FOR RECORDS REVIEW FOR AYURVEDIC/HOMEOPATHIC DISPENSARIES AND AROMATIC/MEDICINAL PLANTATIONS

FOR DISTRICT & BLOCK LEVELS

1. Check for existing policy guidelines/standards/manual of operations for the homeopathic and ayurvedic dispensaries and also Aromatic Plantation.
Secure copy.
2. Human Resources Records
 - a. Staffing pattern
 - a.1. How many staffs per dispensary are required?
 - a.2. What are the positions
 - a.3. Are there vacancies? What areas? What positions?
 - a.4. What are the reasons why there are vacancies
 - a.5. How much salaries are given per position
 - b. Training
 - b.1. Staff trained at the onset of the implementation of the H/AD & AMP?
 - b.2. What kind of training were given
 - b.3. How many trainings were undertaken by the staff in the last 3 yrs
 - c. Supervision
CHECK IF SUPERVISION EXISTS
 - c.1. Identify who are the supervisors. If possible, describe the flow of supervision from top to bottom
 - c.2. How often do the supervisors & supervisees meet ?
 - c.3. What are the subjects taken up during these meetings?
 - c.4. If there are problems that arise down the line, how are these solved
 - c.5. what are the problems?*FEEDBACK MECHANISM EXISTS?*
 - d. Record Keeping & Reporting
 - d.1. what type/kind of forms filled up (name & identify them)
 - d.2. when do the dispensaries submit the report
 - d.3. are problems indicated in the report? What
 - d.4. report contents, properly filled up?
3. Financial Reports pertaining to the operation of the dispensaries and plantations
 - 3.1. what's the budget allocation for each dispensaries/ plantations
 - 3.2. how is this determine
 - 3.3. Expenditure report.
Check Target/ budget allocation vis-à-vis expenditure
Do Balance sheet analysisPossible to map the flow of funds
4. Procurement
Obtain if possible detailed procurement process
 - 4.1. how procurement is being done?
 - direct
 - bulk purchasing
 - tender
 - 4.2. when and how often procurement is done
 - 4.3. Who determines what and how much quantity to procure?
 - 4.4. Criteria for selection of medicines / plants and of sources
5. Distribution
 - 5.1. What is the mode of distribution
 - 5.2. How long does it take for the ordered stocks to arrive at the district? At the dispensary level?
At plantation Level?

6. Stock Inventory

AYURVEDIC/HOMEOPATHIC DISPENSARIES

FIND OUT IF:

6.1. if the district level have stocks of H/A medicines which are undelivered or buffer stocks

6.2. If undelivered – find out reasons why?

6.3. If buffer stocks – are they kept in a warehouse? Safe/cool places?

Stock level as of date of visit

Inventory done regularly?

Was there a case of stock outs in the past year? Where? Why?

AROMATIC/MEDICINAL PLANTATION

FIND OUT IF:

6.5 If there is an inventory of plants/seedlings in plantation

7. IEC

IS THERE AN IEC PLAN FOR THE PROMOTION OF THIS DISPENSARIES?
PLANTATION?

GUIDELINES FOR FOCUS GROUP DISCUSSION FOR AYURVEDIC/HOMEOPATHIC DISPENSARIES

General Information

1. Village Level:
2. Block Level
3. Members of Group/Position/Address
4. Facilitator
5. Date

UTILIZATION

1. Percentage of villagers going to the Ayu/Ho Dispensaries
2. Reasons why they utilize/not utilize the dispensaries

SATISFACTION

1. Villagers satisfied with the services given by the dispensary?
2. If not satisfied, what are the reasons
3. If satisfied, ask them to identify what factors contribute to their satisfaction

ACCESSIBILITY

1. Accessibility in terms of:
 - a. staff availability
 - b. dispensary open 24 hours a day, seven days a week
 - c. distance to their homes
 - d. staff service qualities.. efficient??

EFFICACY

1. Medicines are effective in treating their illness
 - a. Identify what factors
2. Service

PROBLEMS ENCOUNTERED

1. Villagers encountered problems with the dispensary in terms of service, supply of medicine, etc?

SOLUTIONS TO THE PROBLEM

OTHER SUGGESTIONS FOR OPERATION OF DISPENSARY

COMMENTS/OBSERVATIONS OF FACILITATOR: _____

DIRECT OBSERVATION OF DISPENSARY ACTIVITY
Complete 1 form for at least 2 episodes

General Information

1. Dispensary Identification: _____
2. Type of Dispensary: Ayurvedic _____ Homeopathic _____
3. No. of Staff In Place at time of visit _____
4. Names & Position of Staff :

Name _____	Position _____
Name _____	Position _____
Name _____	Position _____
5. Date of Observation: _____
6. Name of Observer: _____
7. Technical Performance of Staff

7.1. A/H Doctor checks vital signs of the patient?	Yes ___ No ___
7.2. A/H Doctor asks patient how he is feeling?	Yes ___ No ___
7.3. A/H Doctor listens to the patient intently?	Yes ___ No ___
7.4. A/H Doctor makes diagnosis	Yes ___ No ___
7.5. A/H Doctor prepares medicines for patient	Yes ___ No ___
7.6. A/H Doctor labels properly the medicines	Yes ___ No ___
7.7. A/H Doctor writes down diagnosis and medicines on patient's register	Yes ___ No ___
A/H Doctor gives instructions to patient on how to take the medicines	Yes ___ No ___
A/H Doctor counsels the patient on the effects of the medicines and its side effects	Yes ___ No ___
7.10. A/H Doctor asks patient to repeat all his instructions	Yes ___ No ___
7.11. A/H Doctor approachable	Yes ___ No ___
8. Patients

8.1. Number of Patients in a day _____
8.2. Total number of Patients in a month (12 months) _____
8.3. No. of preparations of medicine done in a day _____

Observer's Comments: _____

CHECKLIST FOR FACILITY REVIEW
Complete 1 form per dispensary

General Information

1	Name of Dispensary		
2	Type of Dispensary	Ayurvedic Homeopathic	1 2
3	Date of Observation		
4	Name of Observer		
5	No. of Staff in Place at time of visit		
6	Ownership of building	Rented Government owned Donated Others(specify)	1 2 3 4
7	Type of Structure	Pacca Semi Pacca Kachcha Others(specify)	1 2 3 4
8	Is compound wall/ fence available	All around Partial no	1 2 3
9	Maintenance of building	Once a year Once in 3 years Never done so far New building < 2yrs old No maintenance	1 2 3 4 5
9.	Main source of water supply	Tap Tube well/hand pump Well Others (specify)	1 2 3 4
10	Electricity available	Yes No	1 2
11	Toilet Facility available	Yes No	1 2
12	General cleanliness In the dispensary	Very clean Clean So so Not so clean dirty	1 2 3 4 5
13	General structure of Dispensary	New Newly renovated Dilapidated(falling apart) Others (mention)	1 2 3 4 _____
14	List of medicines available?	Yes No	1 2
15.	Stock level as of date: (Check Monthly Inventory for last 3 months)	Very sufficient Sufficient Not sufficient Almost nil	1 2 3 4

16.	Out of total number of medicines, how many medicines were out of stock for the last 3 months?	Total Number of Medicines	Number of medicines Stock outs
17	Get names of Medicines (at least 5-10 max)		
18	Nearest expiration date of Medicines (Randomly pick 1)		
19	Inventory records properly filled up	Yes No	1 2
20	Stock records in place & updated	Yes No	1 2
21	Last entry of record (date)		
22	Report submitted regularly	Yes No	1 2
23	Medicines Stored Properly	Yes No	1 2
24	Properly labelled	Yes No	1 2
25	Placed in Shelves/ cabinets	Yes No Others (specify)	1 2 3
26	IEC Materials like posters, wall paintings present	Adequate Inadequate None at all	1 2 3
27.	Issued medical instruments still accounted for (Check list)	Yes No	1 2

For Medical instruments: Knee hammer, forceps (at least 3 kinds) , rectal speculum (adult) , vaginal speculum, scissors, weighing scales (for powder substance) , BP instrument, foetal scope, hand mirror

Observer's Comments:

INTERVIEW OF KEY INFORMANTS FOR AROMATIC/MEDICINAL PLANTATION

Complete 1 form for every informant

General Information

1	Date of Interview			
2	Name of Interviewer			
3	Name of Respondent			
4	Position			
5	No. of Years of Service			
6.	Level	State District Others (Mention)		
7.	Number of Plantations			
8.	Date of onset of Plantations			
9.	Name Area of Coverage/ Jurisdiction			
10.	Describe functions of your office			
11.	Number of Staff covered			
12	Describe Staff Strength	Plenty of staff 1 Adequate 2 Not enough staff 3	Sanctioned	In position
13	Staff Qualifications	Fully Trained Undergoing training Untrained Others(specify)	1 2 3 4	
14	If trained, type of training and by Whom (last 12 months)	Type of training	Whom	
15	Are you the supervising authority at your level?	Yes No		
16	If No, who is your supervisor Skip Nos 17 & 18			
17	If yes, how do you supervise Your staff			
18	How often	Monthly Quarterly Occasionally Never		
19	Do you have feedback mechanism	Designated system for feedback Written feedback to both superiors and supervisees Verbal feedback only to supervisees No feedback	1 2 3 4	
20	Who maintains records or forms of the plantation	Myself Other staff (Mention Name)	1 2	
21	What types of records are maintained			

22	Frequency of submission of reports	Monthly Quarterly Half yearly Annually Occasionally Never	1 2 3 4 5 6
23	To whom you submit your report	CDMO Others (Specify)	1 2
24	Do you have reporting format (probe)	Yes No	1 2
25	System for Allocation of Funds	Yes No	
26	If yes, describe how funds are allocated (process- who, what, how, when)		
27	Is procurement done at your level?		
	If no, Skip Nos 29 –34		
29	If yes, Ask Informant to describe how procurement is done and what are the materials /equipment	Tender Direct from manufacturers Distributor Others (specify)	1 2 3 4
30	What is the basis for procurement	Monthly Requisitions Made by Field office Based on Planned Activities of field office	
31	Who approves the procurement requests	CDMO State Officials Myself Others (specify)	1 2 3 4
32	Frequency of procurement	Monthly Quarterly Annually Others (specify)	1 2 3 4
33	How long does delivery take from origin to the plantation	1-2 weeks 1 month Quarterly Every 6 months Longer	1 2 3 4 5
34	In case of shortage of materials/supplies/plants,what do you do (probe with records)	Instant purchase Communicate to the authority Wait for authority to visit/ask Do nothing Others (specify)	1 2 3 4
35	What do you think are the best criteria for an effective/efficient management		

36	How would you rate its overall management	Very well managed Quite well managed Satisfactory Not that well managed Badly managed	1 2 3 4 5
37.	What are the problems you have encountered in managing the plantation?		
38.	How were the problems solved?		
39.	Do you have any suggestions for the improvement of the plantation? What are these?		

Comments/Observations: _____

RECORDS REVIEW: AROMATIC/MEDICINAL PLANTATION

Period Covering : _____ Name of Plantation: _____
 Location of Plantation: _____ Plantation Size in Hectares: _____
 Number of Plants/Seedlings Planted: _____ Kind of Plants/Seedlings Planted _____
 Fund Allocation: Monthly..... Quarterly..... Annually.....

In-Situ Conservation

Plan of Activities	Fund Allocation	Expenditure				Balance	
		Labor (No. Man Days)	Materials	Others	Total		
Survey & Demarcation							
Green hedging Fencing							
Cutting back of weeds & singling out							
Soil & water Conservation -- gully plug							
Earth Mound w/ sowing							
Fire Protection							
Nursery for 100planst/hect							
B. Planting (03-04)							

Ex-Situ Conservation

Activities	Fund Allocation	Expenditures				Balance	
		Labor No. of Man Days	Materials/ Equipments	Others	Total		
Plantation over ha							
Nursery for 1600 plants /ha against target for 04-05							
Advance work against Target 04-05							

Reminders/Instructions :

1. There are recurrent activities make sure it is noted
3. Check if records are properly filled up
4. Check for inconsistencies/discrepancies

INTERVIEW OF KEY INFORMANTS FOR AYURVEDIC/HOMEOPATHIC DISPENSARIES
STATE/ DISTRICT LEVELS
Complete 1 form for every informant

1	Date of Interview			
2	Name of Interviewer			
3	Name of Respondent			
4	Position			
5	No. of Years of Service			
6.	Level	State District Others (Mention)		
7	Name Areas of Coverage/ Jurisdiction			
8.	Describe functions of your office			
9.	Number of A/H Dispensaries covered			
10	Describe Staff Strength	Plenty of staff 1 Adequate 2 Not enough staff 3	Sanctioned	In position
11	Staff Qualifications	Fully Trained Undergoing training Untrained Others(specify)	1 2 3 4	
12	Do you have policy guidelines/ Manual of operations for the A/H Dispensaries	Yes No	1 2	
13	Ask R to describe the flow of operation of the dispensaries			
14	Are you the supervising authority	Yes No	1 2	
15	If No, who is your supervisor Skip Nos 17 & 18	Name & Position		
16	Do you meet regularly with staff covering the dispensaries?	Yes No	1 2	
17	If yes, How often	Monthly Quarterly Occasionally Never	1 2 3 4	
18	Do you have feedback mechanism	Designated system for feedback Written feedback to both superiors and supervisees Verbal feedback only to supervisees No feedback	1 2 3 4	
19	Who maintains records / forms of all the dispensaries' operations	Mention Name & Position		
20	What types of records are maintained			

21	Frequency of submission of reports	Monthly Quarterly Half yearly Annually Occasionally Never	1 2 3 4 5 6
22	To whom you submit your report	State (Specify) CDMO(Specify) Others (Specify)	1 2 3
23	System for Allocation of Funds	Yes No	1 2
24	If yes, describe how funds are allocated (process- who, what, how, when)		
25	Is procurement done at your level?	Yes No	1 2
If no, Skip Nos 26 –29			
26	If yes, Ask R to describe how procurement is done . PROBE		
27	What is the basis for determining what kind of medicines and its quantity to procure	Requisitions Made by Dispensaries Based on List of Medicines from ISM Others (Mention)	1 2 3
28	Who approves the procurement requests	CDMO State Officials Myself Others (specify)	1 2 3 4
29	Frequency of procurement	Monthly Quarterly Annually Others (specify)	1 2 3 4
30	How long does delivery take from origin to the dispensaries	1-2 weeks 1 month Quarterly Every 6 months Longer	1 2 3 4 5
31	In cases where medicines are undelivered to the dispensaries, what does you office do about them?		
32	What are the reasons why medicines are undelivered?		
33	Do you maintain buffer stocks of each medicines?	Yes No	1 2
34	Does the office have sufficient storage capacity/facility	Yes No	1 2
35	How often does your office do stock inventory?	Monthly Quarterly Annually Others (mention)	1 2 3 4
36	Were there cases of stock outs in the past 12 months?	Yes No	1 2

37	In case of shortage of supply of medicines (probe with records)	Instant purchase Communicate to the authority Wait for authority to visit/ask Do nothing Others (specify	1 2 3 4
38.	Give list of medicines that are often out of stock (at least 10)		
35	What do you think are the best criteria for an effective/efficient management of dispensaries		
36	How would you rate its overall management	Very well managed Quite well managed Satisfactory Not that well managed Badly managed	1 2 3 4 5
37.	What are the problems you have encountered in the operation of the dispensaries (at least 5)		
38.	How were the problems solved?		
39.	What suggestions could you give for efficient management of the dispensaries' operation(at least 5)		

Comments/Observations: _____

Annexure IV List of Beneficiaries

**District: Kalahandi, Block: Kesinga, G.P.
Kasurpada, Village: Kasurpada**

Sl No	Name	Sl No	Name
1.	Santosh Bagarty	50.	Gudev Tandi
2.	Keshari Bagarty	51.	Khiti Barik
3.	Sanad Bagarty	52.	Khitisuta Bhoi
4.	Dhruba Pradhan	53.	Prava Barik
5.	Surendra Pradhan	54.	Basanti Barik
6.	Jogindra Bagarty	55.	Ajit Barik
7.	Jarmon Bagarty	56.	Sumitra Senapati
8.	Labanya Karuan	57.	Janaki Pradhan
9.	Ganesh Karuan	58.	Pravakanta Senapati
10.	Laba Karuan	59.	Jayanti Deep
11.	Madan Karuan	60.	Arakhit Bhati
12.	Sabya Bhoi	61.	Jamuna Bisi
13.	Gokul Bhoi	62.	Premasita Bisi
14.	Kunja Bhoi	63.	Mohan Pradhan
15.	Akshya Bhoi	64.	Adhayat Pradhan
16.	Alok Bhoi	65.	Purnami Barik
17.	Anun Bhoi	66.	Pankajini Senapati
18.	Jaya Karuan	67.	Sapuri Deep
19.	Sanjeev Pradhan	68.	Gayatri Bagarty
20.	Bhuja Karuan	69.	Satita Barik
21.	Susil Bagarty	70.	Jayanti Barik
22.	Rache Karuan	71.	Kabita Barik
23.	Nilabati Bagarty	72.	Kumudini Barik
24.	Khaida Bagarty	73.	Hrusikesh Barik
25.	Sripati Pradhan	74.	Pramila Naik
26.	Udhab Pradhan	75.	Bimila Malik
27.	Sadhu Pradhan	76.	Sanju Karua
28.	Kamal Lochan Bagarty	77.	Litil Bhoi
29.	Bibhuti Bhusan Saa	78.	Tandhar Senapati
30.	Chintamani Bisi	79.	Nirmaya Senapati
31.	Kedar Bisi	80.	Subhagini Bisi
32.	Tankadhar Bisi	81.	Gajendra Bisi
33.	Tike karuan	82.	Bhami Saha
34.	Sukrubasi Nag	83.	Hina Sethi
35.	Jadu Bag	84.	Subha Sethi
36.	Manohar Tandi	85.	Rajani Bisi
37.	Bibhisn Bag	86.	Baladei Bisi
38.	Brambhapada Bisi	87.	Sabita Nag
39.	Subodh Senapati	88.	Bisaya Bhoi
40.	Hari Deep	89.	Suresh Bhoi
41.	Satrughna Nag	90.	Santun Bhoi
42.	Rohit Hial	91.	Rajkishore Bhoi
43.	Nidhi Hial	92.	Sandhya Tandi
44.	Bandi Deep	93.	Padmanav Dandsena
45.	Arakhit Hial	94.	Padma Dandsena
46.	Ghasiram Hial	95.	Keshab Sahu
47.	Radhakanta Hial	96.	Ramesh Sahu
48.	Parichaya Hial	97.	Janardan Bhoi
49.	Sahadev Tandi	98.	Balamukunda Bhoi
		99.	Umesh Sahu
		100.	Bimala Bagarty
		101.	Tikeram Bagarty

**District: Kalahandi, Block: Kesinga, G.P.:
Utkela, Village: Utkela**

SI No	Name
1.	Amrika Kamar
2.	Membati Kamar
3.	Dharmendra Behera
4.	Ritanjali Naik
5.	Nandu Mahanand
6.	Jayamala Tandi
7.	Gariba Tandi
8.	Bhanumati Kamar
9.	Kumari Rai
10.	Kalendri Harpal
11.	Kendara Suna
12.	Susil Suna
13.	na Chhatria
14.	Pana Sagaria
15.	Kishore Sagaria
16.	Kusumamanjori Bag
17.	Tarka Kamar
18.	Bhumisuta Patel
19.	Gouti Patel
20.	Satyanarayan Patel
21.	Panchunath Patel
22.	Dusasan Patel
23.	Surendralal Patel
24.	Nura Sha
25.	Manohar Sha
26.	Thabira Sha
27.	Kumar Sha
28.	Almal Sha
29.	Parsuram Sha
30.	Murali sha
31.	Gajindra Sha
32.	Braja Sha
33.	Bikram Sha
34.	Nata Sha
35.	Rama Naik
36.	Bijaya Dora
37.	Bhaskar Dora
38.	Brundaban Bag
39.	Jayaram Pyasingh
40.	Alok Dora
41.	Sudarsan Majhi
42.	Mana Dei
43.	Gurubari Majhi
44.	Sanatan Majhi
45.	Pabitra Majhi
46.	Padman Majhi
47.	Pradeep Majhi
48.	Baistamb Majhi
49.	Durga Majhi
50.	Ghanasyam Majhi
51.	Rama Ch. Majhi
52.	Jaladhar Behera
53.	Khirasindhu Dora
54.	Rama Ch. Dora
55.	Sankar Majhi
56.	Budu Patel
57.	Sena Patel
58.	Picharu Patel
59.	Saraswati Majhi
60.	Laya Majhi
61.	Amuru Naik
62.	Sundar lal Mahanand
63.	Hetram Mahanand
64.	Manmoth Mahanand
65.	Anil Bag
66.	Sumar Chhatria
67.	Babrubahan Nag
68.	Gobardhan Suna
69.	Kabir Deep
70.	Sabita Kamar
71.	Surendra Behera
72.	Prahalad Sagria
73.	Bindu Sagaria
74.	Rabinarayan Sagaria
75.	Udaya Behera
76.	Ritanjali Kumbhar
77.	Renuka Naik
78.	Jhyosnarani Behera
79.	Tarulata Behera
80.	Suphala Behera
81.	Susila Naik
82.	Alekha Naik
83.	Sarat Naik
84.	Satyanarayan Chhatria
85.	Basanti Naik
86.	Rasmi Naik
87.	Chita Kumbhar
88.	Puspa Kumbhar
89.	Chitaranjan Kumbhar
90.	Sajansundar Tandi
91.	Sachidanand Suna
92.	Bibhachha Deep
93.	Anita Kumbhar
94.	Suresh Kumbhar
95.	Sarat Deep
96.	Nakula Patel
97.	Narasingh Rout
98.	Lalbahadur Patel
99.	Banabas Mahanand
100.	Purna Ch. Patel
101.	Harisankar Patel
102.	Jayahari Patel

District: Kalahandi, Block: Kesinga, G.P.:
Laitara, Village: Laitara

Sl No	Name		
1.	Gayadhar Majhi	53.	Sunita Naik
2.	Pandav Majhi	54.	Rajaram Suna
3.	Arun Majhi	55.	Gouri Naik
4.	Ram Ch. Majhi	56.	Nitya Naik
5.	Parameswar Majhi	57.	Devital Naik
6.	Bairi Majhi	58.	Pitambar Nihal
7.	Guri Majhi	59.	Rathamahan Nihal
8.	Jeba majhi	60.	Lata Nihal
9.	Rukmani Majhi	61.	Ganeswar Mahanand
10.	Raman Naik	62.	Kunja Naik
11.	Parikhit Naik	63.	Rupadhar Naik
12.	Gunju Majhi	64.	Baitab Naik
13.	Lambodhar Naik	65.	Kshyama Naik
14.	Mitra Naik	66.	Dutia Naik
15.	Kasturi Naik	67.	Rameswar Naik
16.	Pune naik	68.	Pabitra Kumar
17.	Babrubahan Naik	69.	Jagatula Sha
18.	Padma Naik	70.	Surpati Sha
19.	Pana Naik	71.	Debanand Sha
20.	Ram Naik	72.	Baidei Mahala
21.	Rukamani Bag	73.	Jitendra Mahala
22.	Paspa Naik	74.	Chaitanya Mahala
23.	Ghasen Naik	75.	Hari Bisi
24.	Purna ch. Naik	76.	Raj Ku. Bhoi
25.	Daitari Naik	77.	Sagia Bhoi
26.	Premakari Naik	78.	Urbasi Bisi
27.	Bilash Naik	79.	Gagan Bisi
28.	Dutiya Naik	80.	Mahendra Kumar
29.	Santi Naik	81.	Subash Sha
30.	Kamala Naik	82.	Ranjanm Bhoi
31.	Rabi Nihal	83.	Sribachha Mahal
32.	Chakman Nihal	84.	Srimati Sabitri
33.	Laxmi Nihal	85.	Gopinath Mahala
34.	Chandramani Bag	86.	Sukruta Mahala
35.	Makardhyoj Chhatria	87.	Chinamali Saa
36.	Sulochana Tandri	88.	Sahadev Mahala
37.	Prahalad Mahanand	89.	Tulabati Mahala
38.	Pitabas Kumbhar	90.	Surjit Naik
39.	Siba Mahanand	91.	Karna Majhi
40.	Bamara Naik	92.	Swadhi Majhi
41.	Jarun Mahanand	93.	Gadadhar Majhi
42.	Bhabika Naik	94.	Jhara Mahal
43.	Kalabati Tandri	95.	Gunju Naik
44.	Jaga Naik	96.	Parikhit Naik
45.	Manu Naik	97.	Shnahakumari Naik
46.	Biranchi Naik	98.	Jayamant Sha
47.	Chaudhuri Naik	99.	Benudhar Sha
48.	Laba Naik	100.	Tribikram Sha
49.	Satyabhama Naik	101.	Garya Sha
50.	Amita Naik	102.	Sesa Bhoi
51.	Laya Suna	103.	Binod Sha
52.	Pramasila Suna		

District: Kalahandi, Block: Lanjigarh, G.P.:
Gunduri, Village: Gunduri

Sl No	Name		
1.	Parjini Mani	53.	Kirtan Majhi
2.	Banita Majhi	54.	Bhuban Majhi
3.	Swarnaswati Majhi	55.	Jhinti Majhi
4.	Purnami Majhi	56.	Khira Majhi
5.	Apurba Majhi	57.	Kunu Majhi
6.	Kanchan Mani	58.	Kuser Majhi
7.	Kaiphula Majhi	59.	Dhanu Majhi
8.	Sabita Mani	60.	Siba Majhi
9.	Janaka Tandi	61.	Bikru Majhi
10.	Chaturbhuj Mani	62.	Budu Majhi
11.	Damodar Mani	63.	Banamali Majhi
12.	Trinath Majhi	64.	Sambaru Majhi
13.	Madan Majhi	65.	Jatia Majhi
14.	Dhruba Majhi	66.	Faguna Majhi
15.	Tulsha Majhi	67.	Jogeswar Majhi
16.	Subhadra Biswal	68.	Anang Majhi
17.	Dutika Biswal	69.	Jitendra Majhi
18.	Basanta Tandi	70.	Bisa Majhi
19.	Madan Rout	71.	Maheswar Majhi
20.	Puspa Majhi	72.	Ghasen Majhi
21.	Kailash Bisi	73.	Sahadev Majhi
22.	Baidi Rout	74.	Dutiya Majhi
23.	Pabitra Rout	75.	Paina Majhi
24.	Ram Bag	76.	Sunati Das
25.	Judhistir Rout	77.	Singh Majhi
26.	Kumari Rout	78.	Amruta majhi
27.	Ratnaprabha Rout	79.	Jagabandhu Majhi
28.	Basanta Bisi	80.	Gobardhan Majhi
29.	Sarojini Rout	81.	Urmila Majhi
30.	Madhabi Rout	82.	Kalpna Majhi
31.	Suresh Rout	83.	Madanmohan Majhi
32.	Madhav Rout	84.	Budu Majhi
33.	Maya Majhi	85.	Piro Majhi
34.	Sashidhar Majhi	86.	Sangram Majhi
35.	Pravakar Rout	87.	Purnima Majhi
36.	Guptye Rout	88.	Sumitra Majhi
37.	Chandramani Rout	89.	Pramila Majhi
38.	Jagabandhu Mani	90.	Subasini rout
39.	Gobardhan Majhi	91.	Syama Naik
40.	Nrupo Majhi	92.	Deena majhi
41.	Baidi Majhi	93.	Arna Majhi
42.	Baladev Majhi	94.	Abhiram Sahu
43.	Lalita Suna	95.	Rajeswar Naik
44.	Raghumani Suna	96.	Subha Majhi
45.	Lalita Suna	97.	Pusapa majhi
46.	Rangi Bag	98.	Kumudini Majhi
47.	Srihari Bag	99.	Tusha Majhi
48.	Bhola Bag	100.	Suadi Majhi
49.	Ragunath Sunani		
50.	Jira Bag		
51.	Arjun Majhi		
52.	Parama Majhi		

**District: Kalahandi, Block: Junagarh
G.P.:Dasigaon, Village: Dasigaon**

Sl No	Name		
1.	Gunja Gahir	53.	Niran Nag
2.	Manguli Dungad	54.	Saibani Nag
3.	Krushna Bag	55.	Maheswar Nag
4.	Magsira Haja	56.	Trinath kumar
5.	Sumitra Haja	57.	Pareswar Nag
6.	Prafula Haja	58.	Ambica Sunani
7.	Pusha Nag	59.	Jankiram Nag
8.	Udhab Kumar	60.	Rukdei Nag
9.	Kala Nial	61.	Pramod Sunani
10.	Kusha Kumar	62.	Susant Kumar
11.	Prafula Pradhani	63.	Sasmita Sunani
12.	Kumudini Pradhani	64.	Saraswati Pal
13.	Rakhamani Pradhani	65.	Paduna nag
14.	Susanta Pradhan	66.	Binod Nag
15.	Purna Pradhani	67.	Udhab Kumar
16.	Madhu Pradhani	68.	Kali Charan Durga
17.	Sumanta Pradhani	69.	Haladhar Tandi
18.	Dambarudhar Majhi	70.	Bhimasen Tandi
19.	Anjana Dei	71.	Ghasidhar Kumar
20.	Sabitri Majhi	72.	Parikhit Kumar
21.	Ranjita Majhi	73.	Ahalya kumar
22.	Tana Dei	74.	Pabitra kumar
23.	Mangal Bag	75.	Aswini Kumar
24.	Gua Dei	76.	Gobind Kumar
25.	Gomati Bag	77.	Dina Kumar
26.	Jayamani Bag	78.	Purna Nagi
27.	Bilasini Majhi	79.	Hanse Bewa
28.	Jalandar Lohar	80.	Keshari Nag
29.	Ghasi Sabar	81.	Gulapi Kumar
30.	Jagya Sabar	82.	Indra Kumar
31.	Rabi Sabar	83.	Jaganatha Nag
32.	Dasharathi Sahu	84.	Sadhu Kumar
33.	Purna Ch. Sahu	85.	Jana Kumar
34.	Padmanav Sahu	86.	Mula Sunani
35.	Gajanan Durga	87.	Sulochana Kumar
36.	Pradeep Ku. Negi	88.	Saraswati Nag
37.	Trinath Negi	89.	Dukhisyam Bag
38.	Dayanidhi Bag	90.	Krushna Bag
39.	Subash Ch. Bag	91.	Bishnu Bag
40.	Banabas Gahir	92.	Belmati Bag
41.	Bidu Gahir	93.	Ghasiram Bag
42.	Bimala Bag	94.	Jasoda Bag
43.	Nityanand Gahir	95.	Bhanumati bag
44.	Malati Gahir	96.	Nairuta Bag
45.	Sudarsan Bag	97.	Rajendra Bag
46.	Sitakant Bimal	98.	Dillip Mahanand
47.	Iswar Bimal	99.	Bihari Naik
48.	Ghasina Kumar	100.	Makar Gouda
49.	Ambika Durga	101.	Birakishore Mahanand
50.	Hina Nag	102.	Sarthik Bag
51.	Panchami Kumar		
52.	Dropati Nag		

**District: Kalahandi, Block: Junagarh
G.P.:Polsa, Village: Mathura**

Sl No	Name
1.	Bhagat Patra
2.	Gopal Agasti
3.	Ghusen Naik
4.	Ram Naik
5.	Jaladhar Naik
6.	Sakuntala Naik
7.	Narendra Naik
8.	Halami Naik
9.	Nala Naik
10.	Nuakhou Naik
11.	Aspini Majhi
12.	Chadu Kedar barik
13.	Jharana Majhi
14.	Parameswar Majhi
15.	Kalpana Padhi
16.	Soudamini Sahu
17.	Premalata Padhi
18.	Jagajiban Padhi
19.	Swetapadma Padhi
20.	Satyanarayan Panda
21.	Parikhit Panigrahi
22.	Gopal Ch. Panda
23.	Prabhati Panda
24.	Dukalu Naik
25.	Prasanta Naik
26.	Anjana Tandi
27.	Tulsiram Tandi
28.	Purnami Kumar
29.	Santilata Tandi
30.	Harsha Kumar
31.	Chandra Tandi
32.	Janaki Tandi
33.	Gobardhan Tandi
34.	Muralidhar Tandi
35.	Janaki Kumar
36.	Pitamber Panda
37.	Padmanav Panigrahi
38.	Premalata Panda
39.	Narayan Panda
40.	Baidyanath Gouda
41.	Gopinath Meher
42.	Gangadhar Meher
43.	Nilanchal Meher
44.	Sarang Meher
45.	Bedamati Meher
46.	Basanti Panda
47.	Jasaketan Meher
48.	Banshidhar Panda
49.	Sabitri Meher
50.	Padmanabha Meher
51.	Samikshya Panda
52.	Anita Panda
53.	Madhabi Panda
54.	Rabi Panigrahi
55.	Salamani Panda
56.	Sunil Panda
57.	Bhrugusuta Panda
58.	Pritesh Panigrahi
59.	Khetramohan Panigrahi
60.	Hemanta Panda
61.	Arun Panda
62.	Lalitmohan Panda
63.	Prabhasini Panda
64.	Tapa Thakur
65.	Puspanjali Panda
66.	Khetrindra Thakur
67.	Sradhanjali Panda
68.	Pabitra Padhi
69.	Krushna Padhi
70.	Dukhisyam Panda
71.	Jaganath Padhi
72.	Shnehalata Panda
73.	Sanatan Panda
74.	Anjana Kata
75.	Ghenudhar Meher
76.	Lalitmohan Meher
77.	Raghunath Meher
78.	Sanath Meher
79.	Ramprasad Meher
80.	Brundaban Meher
81.	Upendra Meher
82.	Krushna Meher
83.	Madhab meher
84.	Abhaya Meher
85.	Bhagaban Panda
86.	Paramananda Kata
87.	Ghanasen Hons
88.	Paita Bharti
89.	Aparajita Kata
90.	Kamala Rout
91.	Subarni Kata
92.	Arjun Kata
93.	Pratap Rout
94.	Chaturbhuj Meher
95.	Suryanarayan Meher
96.	Dambarudhar Meher
97.	Khetra Pujari
98.	Ranjeet Dandsena
99.	Sidika Punji
100.	Agni Meher
101.	Subal Bag
102.	Purna Meher

**District: Kalahandi, Block: Narla,
G.P.:Sarian, Village: Sarian**

Sl No	Name		
1.	Bhima Naik	53.	Premananda patel
2.	Dhaneswar Naik	54.	Siva Harijan
3.	Bhagaban Tandi	55.	Chandan Harijan
4.	Sudar Tandi	56.	Yubaraj Bag
5.	Janak Naik	57.	Ghatu Bag
6.	Rambilash Naik	58.	Satyanand Patel
7.	Pradeep Chhatria	59.	Braja Bag
8.	Puran Ch. Chhatria	60.	Madan Harijan
9.	Sadananda Chhatria	61.	Apeswar Rana
10.	Chandulal Chhatria	62.	Deba Bag
11.	Sastrilal Chhatria	63.	Sura Naik Suna
12.	Chandramani Chhatria	64.	Atma Suna
13.	Parmeswar Chhatar	65.	Laxmidhar Naik
14.	Lokeswar Chhatar	66.	Jaya Matali
15.	Khageswar Chhatar	67.	Subarna Naik
16.	Sudarsan Gouda	68.	Lalit Naik
17.	Fatu Chhatar	69.	Krupa Naik
18.	Narahari Gouda	70.	Manu Naik
19.	Dinabandhu Gouda	71.	Sumita Durga
20.	Bhuja Gouda	72.	Prahalad Chhatar
21.	Sadananda Gouda	73.	Kamadev Chhatar
22.	Dambuda Gouda	74.	Debi Chhatar
23.	Manu Gouda	75.	Raidas Chhatar
24.	Bhot Gouda	76.	Sukru Gouda
25.	Raghu Naik	77.	Tirlu Gouda
26.	Mahia Suna	78.	Kourab Jal
27.	Thubira Benia	79.	Amarjit Sethi
28.	Mohan Suna	80.	Kabir Gouda
29.	Bhagyabati Benia	81.	Mahendra Gouda
30.	Pratima Benia	82.	Kamalakanta Sethi
31.	Salman Suna	83.	Bhagaban Sethi
32.	Latha Bag	84.	Ghanasyam Sethi
33.	Makar Harpal	85.	Jagdish Sethi
34.	Akrur Harpal	86.	Bhikari Gouda
35.	Satrughna Durga	87.	Ratan Rana
36.	Dambaru Naik	88.	Baichandra Rana
37.	Padma Naik	89.	Kapurchan Saraf
38.	Chuman Naik	90.	Madan Rana
39.	Koutuka Harpal	91.	Meghanath Rana
40.	Saranya Naik	92.	Jasoda Rana
41.	Bilash Chhatria	93.	Brundabati Rana
42.	Parbati Chhatria	94.	Debendra rana
43.	Mohan Bag	95.	Sugriba rana
44.	Kunu Bag	96.	Khusiram Saraf
45.	Gokul Suna	97.	Chaturbhuj Saraf
46.	Kamala bag	98.	Keshari Rana
47.	Nitya naik	99.	Tribeni Rana
48.	Sadhuram Naik	100.	Kusa Rana
49.	Bela Dei	101.	Damba Bag
50.	Balakrushna Bag	102.	Bala Rana
51.	Lakanath Bag		
52.	Swarna Rana		

**District: Kalahandi, Block: Narla, G.P.:
Bhanpur, Village: Bhanpur**

Sl No	Name		
1.	Gharamani Senapati	53.	Nara Senapati
2.	Sribachha Nag	54.	Markanda Bebhar
3.	Ahalya Nag	55.	Khatu Deep
4.	Trilochan Nag	56.	Bingala Nag
5.	Diga Majhi	57.	Bidesi Suna
6.	Premananda Gahir	58.	Sambari Bibhar
7.	Basamati Majhi	59.	Trinath Nag
8.	Gouri Senapati	60.	Mela Senapati
9.	Tripura Majhi	61.	Mahindra Senapati
10.	Raita Majhi	62.	Nabin Senapati
11.	Guadei Majhi	63.	Muni Senapati
12.	Sajana Majhi	64.	Subandi Senapati
13.	Purnami Majhi	65.	Gada Nag
14.	Sita Nag	66.	Surekha Naik
15.	Chakradhar Panda	67.	Nilandri Mohanty
16.	Jaganath Pradhan	68.	Dayanidhi Nag
17.	Pusa Majhi	69.	Nanda Nag
18.	Urbasi Majhi	70.	Jatani Nag
19.	Janya Meher	71.	Lata Mahanand
20.	Mukta meher	72.	Kanti Nag
21.	Janani Mahir	73.	Rajani Nag
22.	Bilash Majhi	74.	Jalagram Behera
23.	Janani Gahir	75.	Ajodhya Barik
24.	Rajendra Pradhan	76.	Simanchal Barik
25.	Jasoda Nag	77.	Krushna Patel
26.	Nandi Majhi	78.	Birendra Pradhan
27.	Josha nag	79.	Prahalad Barik
28.	Kundu Nag	80.	Manmodh Sethi
29.	Gunakar Nag	81.	Susila Sethi
30.	Koutuka Nag	82.	Druba Nag
31.	Haradev Rana	83.	Harapriya Senapati
32.	Ratni Majhi	84.	Ladi Nag
33.	Hema Barik	85.	Suravi Nag
34.	Arnapurna Nag	86.	Padmini Nag
35.	Raj Ku. Sernapati	87.	Litima Nag
36.	Ajodhya Nag	88.	Lalit Nah
37.	Pradeep Senapati	89.	Rashmi Nag
38.	Putku Deep	90.	Laxman Mahanand
39.	Debaki Nag	91.	Kaila Nag
40.	Suba Nag	92.	Sumitra Naik
41.	Dina Senapati	93.	Chanchala Nag
42.	Asami Senapati	94.	Jaya Nag
43.	Dasmati Nag	95.	Sulila Nag
44.	Kusa Mahanand	96.	Surekha Senapati
45.	Taruni Kumbhar	97.	Bhagya Nag
46.	Rasmita Nag	98.	Bibhachha Kumar
47.	Mahima Nag	99.	Bhadeba Senapati
48.	Kumudini Tandi	100.	Parama Nag
49.	Rutu Nag	101.	Kichaka Nag
50.	Bishnu Senapati	102.	Champa Naik
51.	Hadagur Nag		
52.	Lemo Deep		

District: Nuapada, Block: Boden, G. P.:
Boden, Village: Boden

SL. No.	Name
1.	Kamplochan Gohal
2.	Hema Kaibarta
3.	Jagdis Dandasena
4.	Ganesh Majhi
5.	Debaraj Dandsena
6.	Dala Majhi
7.	Padmani Binayak
8.	Hema Dand sena
9.	Baidyanath Majhi
10.	Chudamani Majhi
11.	Baistamb Banati
12.	Sukarbai Dandasena
13.	Jayamani Dandasena
14.	Bundabai Dandasena
15.	Bhagiram Dandasena
16.	Bada Gual
17.	Indra Majhi
18.	Sita Maharathi
19.	Malati Mathi
20.	Benudhar Jagaya
21.	Bhubana Rout
22.	Purna Majhi
23.	Charansingh Majhi
24.	Umasankar Majhi
25.	Chandra Majhi
26.	Bhupal Majhi
27.	Padman Satnami
28.	Chandrika Majhi
29.	Bhagaban Majhi
30.	Manjali Dharua
31.	Kumarsingh Majhi
32.	Tula Majhi
33.	Laxmi Majhi
34.	Sudarsan Gouda
35.	Bhaktaram Majhi
36.	Birsingh Majhi
37.	Kabirajsing Majhi
38.	Subhari Majhi
39.	Maha Majhi
40.	Manoj Majhi
41.	Akshya Majhi
42.	Duryodhan Satnami
43.	Yaadram Tandi
44.	Hemanta Satnami
45.	Nira Satnami
46.	Tularam Satnami
47.	Bhujabal Satnami
48.	Akrura Sunani
49.	Khageswar Tandi
50.	Mangaraj Tandi
51.	Ramul Sunani
52.	Rambati Jagat
53.	Bhuja Sunani
54.	Akrura Majhi
55.	Bikram Dandasena
56.	Dasarathi Jagat
57.	Rupdhar Majhi
58.	Dhobsingh Majhi
59.	Mangaraj Majhi
60.	Mohan Singh Majhi
61.	K.P. Dandasena
62.	Bhimasen Patel
63.	Ghanasyam Majhi
64.	Hajari Majhi
65.	Dhanurdhar Majhi
66.	Janardan Majhi
67.	Purna Dandsena
68.	Laxmidhar Majhi
69.	Parsuram Dandsena
70.	Bhope Majhi
71.	Gobinda Patel
72.	Balmat Kabiraj
73.	Satya Kabiraj
74.	Jugeswar Kabiraj
75.	Rameswar Kabiraj
76.	Nilambar Majhi
77.	Sarojini Majhi
78.	Chhine Majhi
79.	Sabitri Majhi
80.	Santi Majhi
81.	Durbal Majhi
82.	Demati Majhi
83.	Anel Majhi
84.	Kahal Majhi
85.	Kuntala Majhi
86.	Khageswar Kaibarta
87.	Rabi Majhi
88.	Bhabani Majhi
89.	Lakhehira Majhi
90.	Aparbal Majhi
91.	Sujata Majhi
92.	Dutika Majhi
93.	Sumitra Majhi
94.	Rambati Majhi
95.	Gourisankar Majhi
96.	Kakila Majhi
97.	Hrudaya Majhi
98.	Tuleswar Majhi
99.	Gourang Majhi
100.	Lingeswar Majhi
101.	Baburam Majhi

District: Nuapada, Block: Boden, G. P.:
Khaira, Village: Khaira

<i>SL. No.</i>	<i>Name</i>
1.	Biswambar Bhoi
2.	Padman Bhoi
3.	Haramba Bhoi
4.	Bishakha Dal
5.	Rajendra Dal
6.	Sudarsan Dal
7.	Nararam Bhoi
8.	Redei Bhoi
9.	Amulya Bhoi
10.	Chheda Bhoi
11.	Baidyanath Dal
12.	Sitaram Dal
13.	Mitra Saraf
14.	Juna Bhoi
15.	Pitabas Bhoi
16.	Kunu Bhoi
17.	Darmasingh Kahar
18.	Madan Dal
19.	Kalandi Dal
20.	Uash Dal
21.	Bhoga Dal
22.	Swati Adda
23.	Belmati Dandsena
24.	Gunudhar Majhi
25.	Motiram Majhi
26.	Hari Majhi
27.	Rajesh Majhi
28.	Rebati Majhi
29.	Baikunth Majhi
30.	Golapi Majhi
31.	Upar Majhi
32.	Remati Majhi
33.	Umasankar Majhi
34.	Rama Majhi
35.	Belamati Majhi
36.	Tulse Majhi
37.	Thakur Majhi
38.	Parturam Majhi
39.	Bhujabal Majhi
40.	Dambarudhar Majhi
41.	Kundurur Majhi
42.	Lambodhar Majhi
43.	Dularsingh Majhi
44.	Daramsingh Majhi
45.	Tikeswar Dal
46.	Baida Dal
47.	Birudram Dal
48.	Sana Dal
49.	Ugresan Dal
50.	Chanchala Dal
51.	Motiram Dal

52.	Dukhi Dal
53.	Daitari Bag
54.	Abhiram Bhoi
55.	Bastamba Dal
56.	Anam Dal
57.	Siladhar Dal
58.	Rupdhar Dal
59.	Nirakar Dal
60.	Tasil Dal
61.	Jaduram Bhoi
62.	Chitrasen Das
63.	Gangaram Rout
64.	Tritu Rout
65.	Ghanasyam Majhi
66.	Banamali Rout
67.	Purnami Dei
68.	Kunu Ram
69.	Nathi Majhi
70.	Rafa Majhi
71.	Padmani Majhi
72.	Duti Majhi
73.	Sutarmani Dal
74.	Dhabalu Jagat
75.	Jyoti Bag
76.	Ramani Jagat
77.	Chhatiri Bag
78.	Purnabanta Dal
79.	Budhan Bag
80.	Bikram Bag
81.	Jitendra Dandsena
82.	Jagatram Dandsena
83.	Minaketan Lohar
84.	Sumitra Dandsena
85.	Rukmani Loriha
86.	Ashoke Dandsena
87.	Bhagirathi Dandsena
88.	Ghasan Bag
89.	Hira Bag
90.	Sanasi Bag
91.	Pankajini Bag
92.	Patra Bag
93.	Kanti Bai
94.	Kusima Dandsena
95.	Bhagyabati Dandsena
96.	Ramratan Dandsena
97.	Mirki Dandsena
98.	Banupani Dandsena
99.	Radha Dandsena
100.	Prasan Bag

District: Nuapada, Block: Sinapali, G. P.:
Gandabahali, Village: Gandabahali

<i>SL. No.</i>	<i>Name</i>		
1.	Patne Bhoi	51.	Sundar Punji
2.	Pramila Sethi	52.	Satyananda Kharsal
3.	Purna ch. Meher	53.	Bhuban Kharsal
4.	Madhusudan Meher	54.	Manabandh Punji
5.	Sripati Meher	55.	Hari Punji
6.	Chintamani Meher	56.	Harisingh Bag
7.	Rajendra Meher	57.	Tulsiram Sethi
8.	Ramprasad Meher	58.	Lochani Nag
9.	Umesh Meher	59.	Chandra Sethi
10.	Surekha Meher	60.	Sudhari Bhoi
11.	Dinabandhu Meher	61.	Bhaguru Bahana
12.	Syamasundar Meher	62.	Sudan Bhoi
13.	Chandan Meher	63.	Jayanti Sethi
14.	Ugresan Meher	64.	Tilu Bhoi
15.	Khalendra Meher	65.	Dasaraj Sabar
16.	Jagabandhu Meher	66.	Sudai Sabar
17.	Durjan Bhoi	67.	Rami Meher
18.	Asutosh Meher	68.	Raibaru Deep
19.	Bidya Bhoi	69.	Babulal Bag
20.	Ghasiram Bhoi	70.	Kapil Meher
21.	Madhuban Meher	71.	Jogendra Meher
22.	Akalu Bhoi	72.	Gangaram Meher
23.	Umakanta Bhoi	73.	Naresh Meher
24.	Baikuntha Bhoi	74.	Koda meher
25.	Kedar Bhoi	75.	Binod Meher
26.	Ghanasyam Bhoi	76.	Naka Meher
27.	Gurimani Sethi	77.	Jagdish Khamani
28.	Tikeswar Sethi	78.	Jamuna Rout
29.	Baistamb Sethi	79.	Jagabandhu Rout
30.	Fularam Meher	80.	Simanchal Meher
31.	Basudev Meher	81.	Duryodhan Meher
32.	Purusotam Bhoi	82.	Dibakar Khamani
33.	Sapura Sabar	83.	Jagabandhu Meher
34.	Buti Sabar	84.	Parsuram Meher
35.	Dhana Singh	85.	Koda meher
36.	Nabin Meher	86.	Parsuram Meher
37.	Lingaraj Meher	87.	Ghenu Meher
38.	Sunadhar Meher	88.	Chandra Meher
39.	Nilambar Meher	89.	Hirdhar Meher
40.	Hatu Harijan	90.	Gura meher
41.	Khirasindhu Maher	91.	Makunda meher
42.	Dhanu Deep	92.	Arjun Meher
43.	Dibana Bag	93.	Somyaranjan Khamani
44.	Gajendra Bag	94.	Paramanand Meher
45.	Karana Kumar	95.	Baidesi Rput
46.	Risiram Bhoi	96.	Sanju Meher
47.	Tikeswar Sethi	97.	Bidyadhar Meher
48.	Sundarmani Meher	98.	Bidya Kaibart
49.	Akhila Punji	99.	Radha Kaibart
50.	Chandra Punji	100.	Tejram Meher
		101.	Karan Meher

District : Nuapada, Block: Komna, G.P.:

Gandamer, Village: Dabri

<i>SL. No.</i>	<i>Name</i>
1.	Mohan Sabar
2.	Abhira Sabar
3.	Kadali Dei
4.	Supte Sabar
5.	Rameswar Sabar
6.	Ghasiram Sabar
7.	Sadhaba Sabar
8.	Bikram Sabar
9.	Dibakar Sabar
10.	Mahendra Sabar
11.	Dambaru Sabar
12.	Srimati Sabar
13.	Mansu Sabar
14.	Biranchi Sabar
15.	Nabin Sabar
16.	Bhaskar Sabar
17.	Sunit Sabar
18.	Sankirtan Bag
19.	Babulal Jagat
20.	Manu Jagat
21.	Gorekh Bhoi
22.	Amruta Tandi
23.	Tulsiram Tandi
24.	Ghanasyam Tandi
25.	Radhesyam Tandi
26.	Dursingh Tandi
27.	Kalakara Tandi
28.	Okia Tandi
29.	Budhu Tandi
30.	Chamaru Jagat
31.	Kastam Jagat
32.	Amila Jagat
33.	Ratan Sabar
34.	Jaduram Sabar
35.	Mangalbari Sabar
36.	Janamati Sabar
37.	Ramsingh Sabar
38.	Bodalal Sabar
39.	Kamini Sabar
40.	Ashikha Sabar
41.	Pira Sabar
42.	Madhiri Sabar
43.	Rayamati Sabar
44.	Basanti Sabar
45.	Niladhar Sabar
46.	Puspanjali Sabar
47.	Jayadhar Sabar
48.	Paban Sabar
49.	Khirdhar Sabar
50.	Srikar Sabar
51.	Syamasundar Sabar
52.	Dhruba ch. Sabar
53.	Laxman Sabar
54.	Banja Sabar
55.	Brambhanand Sabar
56.	Satyabhama Sabar
57.	Prasanna Sabar
58.	Damodar Sabar
59.	Ahalya Sabar
60.	Suresh Sabar
61.	Sidheswar Sabar
62.	Tibul Sabar
63.	Makaranda Sabar
64.	Dambaru Sabar
65.	Lingaraj Sabar
66.	Sadananda Sabar
67.	Sumati Sabar
68.	Phula Sabar
69.	Raina Sabar
70.	Basanti Sabar
71.	Ujala Sabar
72.	Laxmi Sabar
73.	Rohit Sabar
74.	Kusaram Sabar
75.	Bhikari Sabar
76.	Judhisthir Saqbar
77.	Mota Sabar
78.	Kusadhoja Sabar
79.	Kataki Sabar
80.	Purandar Sabar
81.	Jemamani Sabar
82.	Supaya Sabar
83.	Nimakanti Sabar
84.	Makaru Sabar
85.	Pramila Sabar
86.	Purnami Deep
87.	Urbasi Deep
88.	Kuntala Deep
89.	Purastam Sabar
90.	Kalabati Sabar
91.	Ghara Sabar
92.	Debaki Sabar
93.	Kia Sabar
94.	Nuskanti Sabar
95.	Nathia Sabar
96.	Jadumani Deep
97.	Gurubari Sabar
98.	Moti Sabar
99.	Ajumati Sabar
100.	Chabali Sabar
101.	Haladhar Sabar

District: Nuapada, Block: Khariar, G.P:

Duajhar, Village: Duajhar

<i>SL. No.</i>	<i>Name</i>		
1.	Hariram Meher	49.	Purandar Meher
2.	Basudev Meher	50.	Bhakchan Meher
3.	Ludra Meher	51.	Bismilla Khan
4.	Saraswati Meher	52.	Dambarudhar Potel
5.	Pratima Meher	53.	Purna Ch. Meher
6.	Bilasini Meher	54.	Raibaru Meher
7.	Ganesh Meher	55.	Trinath Meher
8.	Bhutesh Meher	56.	Mohan Meher
9.	Biseswar Meher	57.	Prafulla Sunani
10.	Bibachha Meher	58.	Rabindra Meher
11.	Dangeswar Meher	59.	Belmat Meher
12.	Hrudaya Meher	60.	Siraj Satnami
13.	Padmakeshari Meher	61.	Syama Meher
14.	Purandar Meher	62.	Rupdhar Majhi
15.	Bhujabal Meher	63.	Pitabas Meher
16.	Sonu Meher	64.	Harimohan Meher
17.	Pitabasa Meher	65.	Mani Dei
18.	Bharat Meher	66.	Judhisthir Meher
19.	Padmini Meher	67.	Arjun Potel
20.	Ghasiram Meher	68.	Janaki Meher
21.	Rupeswar Meher	69.	Abhiram Meher
22.	Jugalkishore Meher	70.	Tipanath Meher
23.	Hrudaya Meher	71.	Sripati Meher
24.	Hema Meher	72.	Makaru Meher
25.	Nirash Meher	73.	Sumaswar Meher
26.	Belmati Meher	74.	Dayaram Meher
27.	Rohit Meher	75.	Jayasingh
28.	Daitari Meher	76.	Kamal Meher
29.	Jalendra Meher	77.	Tankadhar Meher
30.	Bijaya Meher	78.	Nuakhu Meher
31.	Arjun Meher	79.	Madini Meher
32.	Jaladhar Meher	80.	Bansidhar Nayak
33.	Ananta Saraf	81.	Khageswar Meher
34.	Janaka Majhi	82.	Jagadanand Meher
35.	Indra Khatia	83.	Dhanjaya Meher
36.	Tularam Meher	84.	Rambati Meher
37.	Saheb Meher	85.	Bibachha Meher
38.	Surendra Meher	86.	Dhaneswar Sabar
39.	Bisaya Meher	87.	Nikunja Sabar
40.	Birendra Meher	88.	Janabhiprasad Routray
41.	Durjan Meher	89.	Bhuteswar Sabar
42.	Janaki Saraf	90.	Bikram Meher
43.	Purastam Meher	91.	Tabhira Sabar
44.	Pankaj Meher	92.	Bila Bewa
45.	Padmati Meher	93.	Bailochan Meher
46.	Purna Ch. Meher	94.	Nilayandri Meher
47.	Hira Meher	95.	Jayamani Meher
48.	Satyabanta Meher	96.	Budu Bewa
		97.	Chandra Meher
		98.	Surjyakaqnti Meher
		99.	Kirtan Meher

**District: Malkangiri, Block: Mathili
G.P.: Chandanga, Village: Sindhbeda**

<i>SL. No.</i>	<i>Name</i>
1.	Gure Nayak
2.	Manguli Nayak
3.	M. Mohan Raw
4.	Sania Charki
5.	Sunamani Sogari
6.	Dolbandhu Sogari
7.	Rama Pujari
8.	Krushna Gouda
9.	Kudra Gouda
10.	Sanamani Pujari
11.	Suna Bhumia
12.	Bikan Gouda
13.	S. Padma
14.	Bhagaban Dora
15.	Dubulu Charki
16.	Tulsi Dora
17.	Raghu Gouda
18.	Borlam Kutia
19.	Somada Pada
20.	Gurubari Khilo
21.	Domoria Bisoi
22.	S. Gopal Rao
23.	S. Edra Rao
24.	Sukri Bisoi
25.	Raghban Bisoi
26.	Rukmani Sogaria
27.	Haribandhu Sogaria
28.	Jaya Dora
29.	Sukur Gouda
30.	Krushna Gouda
31.	Suku Gouda
32.	Arjun Chakri
33.	Rama Chakri
34.	Damodhar Chakri
35.	Parbati Chakri
36.	Dotari Golari
37.	Donda Golari
38.	Sunadei Pujari
39.	Mukunda Pujari
40.	Hari Naik
41.	Narasingh Pujari
42.	Kamala Naik
43.	Kausalya Naik
44.	Bandhu Pujari
45.	Sata Pujari
46.	Bala Dora
47.	Budri Pujari
48.	Tularam Bariha
49.	Pati Bhumia
50.	Budri Kumbhar
51.	Hari Kumbhar
52.	Arjun Putia
53.	Mukunda Bhumia
54.	Bagi Patia
55.	Chandrama Patia
56.	Chakra Pujari
57.	Jamuna Jal
58.	Ram ach. Dorjel
59.	Raghu Bhumia
60.	Janaki Bhumia
61.	Mangal Bhumia
62.	Balaram Perma
63.	Chandra Perma
64.	Jaganath Perma
65.	Rukmani Perma
66.	Prasanta Naik
67.	Ganapati Naik
68.	Buda Naik
69.	Rama Naik
70.	Sripati Naik
71.	Goura Naik
72.	Kshyama Charki
73.	Mangati Naik
74.	Lisha Bhumia
75.	Premika Naik
76.	Sukuldei Pujari
77.	Laxmi Charki
78.	Sanjaya Naik
79.	Gurubari Charki
80.	Raghu Pujari
81.	Sania Charki
82.	Raghu Naik
83.	Pama naik
84.	Dasarath Naik
85.	Balaram Pujari
86.	Saraswati Pujari
87.	Padma Pujari
88.	Subhadra Pujari
89.	Hira Pujari
90.	S.D. Rao
91.	S. Hema Lata
92.	Mukunda Bhumia
93.	Rambha Bhumia
94.	Kamala Dora
95.	Sondi Dora
96.	Guptaram Bisoi
97.	Sondei Golari
98.	Gopi Bisoi

District : Malkangiri, Block: Mathili,

G.P.: Kiyangi, Village:Kiyangi

<i>SL. No.</i>	<i>Name</i>		
1.	Balapu Jani	49.	Jagabandhu Harijan
2.	Budhapa Jani	50.	Raghunath Harijan
3.	Rasmi Madri	51.	Kunti Harijan
4.	Lakanath Madri	52.	Padlam Harijan
5.	Asumiti Jani	53.	Manguli Harijan
6.	Nandaram Tanti	54.	Chandrakunja Disal
7.	Padmanav Tanti	55.	Sanyakanta Disal
8.	Tularam Tanti	56.	Minakhi Disal
9.	Saraswati Tanti	57.	Dalata Disal
10.	Madhu Tanti	58.	Sasibhusan Biswal
11.	Somari Tanti	59.	Santilata Gahan
12.	Ghasiram Tanti	60.	Damuni Peda
13.	Somadei Tanti	61.	Chandrakanta Samal
14.	Krusna Ch. Tanti	62.	Dahulu Sagaria
15.	Joga Pangi	63.	Kamala Sagaria
16.	Ganga Padi	64.	Laxmi Tanti
17.	Ghasi Pujari	65.	Madhumita Sagria
18.	Radha Pujari	66.	Damuni Sagaria
19.	Sania Naik	67.	Padman Sagaria
20.	Ragunath Pujari	68.	Malati Harijan
21.	Sunadei Naik	69.	Mati Madni
22.	Loikhan Pujari	70.	Rama Majhi
23.	Tudabati Pangi	71.	Rasika Tanti
24.	Gurubari Kotpadia	72.	Raj Tanti
25.	Khudra Naik	73.	Madhusudan Tanti
26.	Padlam Harijan	74.	Rabindra Tanti
27.	Manguli Harijan	75.	Bhima Tanti
28.	Raghu Harijan	76.	Udayanath Madik
29.	Subin Harijan	77.	Manibati Madni
30.	Podu Harijan	78.	Parsuram Biswal
31.	Hunki Harijan	79.	Arjuna Bhumia
32.	Angali Harijan	80.	Raghu Pujari
33.	Bhogar Harijan	81.	Sula Bhumia
34.	Arjun Tanti	82.	Radhanath Putani
35.	Kuni Tanti	83.	Raimati Pujari
36.	Domu Tanti	84.	Manuli Pujari
37.	Dosula Tanti	85.	Damari Pujari
38.	Raju Tanti	86.	Somari Harijan
39.	Komatia Sahu	87.	Bada Pangi
40.	Malati Biswas	88.	Farsuli Kotpadia
41.	Susil Biswas	89.	Rameswar Das
42.	Arjun Mali	90.	Propali Das
43.	Kamala Harijan	91.	Sanjaya sahu
44.	Sulamasini	92.	Sailandra Kara
45.	Sumari Tanti	93.	Susil Kar
46.	Madhu Tanti	94.	Gura Harijan
47.	Lata Sagaria	95.	Suabali Madri
48.	Sumari Sagaria	96.	Kasinath Madri
		97.	Nakula Majhi
		98.	Pramila Majhi
		99.	Laxman Madri
		100.	Bhanu Madri
		101.	Sukuna Gouda

**District :Malkangiri, Block: K. Guma
G.P.: Somanathpur, Village: Pillakusumi**

<i>SL. No.</i>	<i>Name</i>		
1.	Rama Ch. Dora	52.	Syama Khailo
2.	Padukrishna	53.	Suku Pujari
3.	Laba Kadanga	54.	Adu Hantal
4.	Manika Hental	55.	Ghanasyam Kutadi
5.	Arjun Khild	56.	Balaram Khilo
6.	Sona Dora	57.	Kusab Khilo
7.	Chakradhar Misling	58.	Dhunal Khilo
8.	Bangali Ch. Samal	59.	Radha Khilo
9.	Sadasiv Dora	60.	Ghanasyam Khilo
10.	Arjun Santa	61.	Ghana Pujari
11.	Daya Santa	62.	Sahadev Khilo
12.	Laxman Santa	63.	Krusna KUrтели
13.	Issa Khara	64.	Mana Gabudu
14.	Purnak Khara	65.	Raghu Gabudu
15.	Sasi Khara	66.	Ramaq Kutadi
16.	Madhu Khara	67.	Lalita Gabudu
17.	Nunai Santa	68.	Pandu Kurtali
18.	Danya santa	69.	Gopi Kurtali
19.	Babansa Samal	70.	Ghana Santa
20.	Budra Dora	71.	Moti Gabudu
21.	Gangadhar Dora	72.	Tula Tangur
22.	Sama Thangual	73.	Lamakur Tanti
23.	Mana Thangual	74.	Parbati Gabudu
24.	Sada Gabudu	75.	Rukunda Kurtali
25.	Dambarudhar Kartali	76.	Ratan Jani
26.	Raghupati Thangual	77.	Udhab Jani
27.	Rama Kurtali	78.	Ramanath Jani
28.	Padmanabh Gabada	79.	Somari Jani
29.	Sonia Dora	80.	Damayanti jani
30.	Kamalalochan Santa	81.	Sona jani
31.	Damayanti Santa	82.	Bhagabati Muduli
32.	Lochana Madi	83.	Jasoda jani
33.	Jaganath Argi	84.	Laba Jani
34.	Moti Argi	85.	Indra Somta
35.	Sonia Santa	86.	Laxman Santa
36.	Sona Santa	87.	Sanu Pangi
37.	Dama Santa	88.	Chakranath Kurtali
38.	Narasingh Santa	89.	Swades Kurtali
39.	Gouri Jani	90.	Samant Kurtali
40.	Samari Muduli	91.	Sama Gabudu
41.	Basudev Majhi	92.	Kousalya Tanar
42.	Prafula Panda	93.	Moti Kundadi
43.	Apuran Patra	94.	Ramba Kutadi
44.	Gopinath Santa	95.	Raila Gabudu
45.	Sadai Santa	96.	Subarna Pangi
46.	Bama Khara	97.	Sana Hantal
47.	Raghunath Khara	98.	Madan Hantal
48.	Biswanath Pujari	99.	Raila katadi
49.	Nanda Khilo	100.	Padma Tangur
50.	Biswanath Khara		
51.	Padma Pujari		

**District : Malkangiri, Block: Malkangiri
G.P.: Tamasa, Village: MV-7:**

<i>SL. No.</i>	<i>Name</i>
1.	Ramakrushna Bala
2.	Nirban Biswas
3.	Ramprasad Martul
4.	Subash Das
5.	Sarjit Sarkar
6.	Mirdul Biswas
7.	Puranlaxmi Sarkar
8.	Bhana Sarkar
9.	Damayanti sarkar
10.	Parmila Mandai
11.	Malaya Sarkar
12.	Rintu Majundar
13.	Abhaya Sarkar
14.	Ranjit Sarkar
15.	Butki Padiam
16.	Banibhusan Sarkar
17.	Bakul Dey
18.	Debaraj Padiam
19.	Erma Kebasi
20.	Santosh Biswas
21.	Bani Mandal
22.	Pradip Majundar
23.	Laxmi Majundar
24.	Hirankati Biswas
25.	Mihir Mandal
26.	Padia Madkam
27.	Kamal Mandal
28.	ChanchalaBiswas
29.	Kalidasi Bochara
30.	Panchu Biswas
31.	Chamili Biswas
32.	Anuradha Mandal
33.	Sohagi Biswas
34.	Bubul Sarkar
35.	Pravat Biswas
36.	Makhandei Madkani
37.	Mukunda Kar
38.	Bhima Madkani
39.	Dula Padiama
40.	Dule Kuasi
41.	Anil Bala
42.	Dilip Mistre
43.	Bakali Mandai
44.	Mrinal Biswas
45.	Pijuse Biswas
46.	Asma Padiama
47.	Nisi Disas
48.	Santi Biswas
49.	Muke Padiama
50.	Anita Biswas
51.	Padia Paiama
52.	Deba Maske
53.	Ganga Kabasi
54.	Somata Choudhury
55.	Aroti Biswas
56.	Ratan Majumdar
57.	Bharati Madel
58.	Laxmi Halda
59.	Gouri Majumdar
60.	Karana Mandal
61.	Nihankanta Biswas
62.	Bishnupada Biswas
63.	Igne Madkani
64.	Bhima Padian
65.	Ratan Biswas
66.	Sumitbala
67.	Sumal Biswas
68.	Anita Biswas
69.	Laxmi Biswas
70.	Chitaranjan Sarkar
71.	Bipula mandal
72.	Bhabani Ganguli
73.	Ajit Mandal
74.	Maina Bala
75.	Utam Saha
76.	Sana Kabasi
77.	Kasa Kabasi
78.	Digo Haira
79.	Gangi Kabasi
80.	Kabasi Moka
81.	Gopal Hira
82.	Manoranjan Biswas
83.	Sudam Mandal
84.	Narayan Murti
85.	Sunita Biswas
86.	Kajal Biswas
87.	Santosh Biswas
88.	Dipkala Mistri
89.	Korla biswas
90.	Charu Moti
91.	Arup Moti
92.	Dula Biswas
93.	Muka Kabasi
94.	Kasi Padiama
95.	Laxmi kabasi
96.	Singa sati
97.	Bhima Kabasi
98.	Kalani Ganguli
99.	Sulota Ganguli
100.	Bharati Mandal

Dist: Rayagada, Block: Ramagada,
GP: Buthing, village: Hadguda

Sl no:	Name
1	Apindra patika
2	Surat patika
3	Radha patika
4	Pravakar patika
5	Nakul Saba
6	Dhamajan Behra
7	Prem patika
8	Arjun patika
9	Vima Patika
10	Subash Patika
11	R aju Patika
12	Sahedani Patika
13	Sabina Patika
14	Kasi Kadraka
15	Patit Kadraka
16	Lohit Kadraka
17	Sunil Pati
18	Sona babu Kadraka
19	Suman Pasureddy
20	Avirem Patika
21	Bajai Patika
22	Krushnamala Patika
23	Saroj Patika
24	Abhi Patika
25	Ketana Patika
26	Puranjan Patika
27	Salestina Patika
28	Jayanta Patika
29	Kesa Patika
30	Bijana Patika
31	Kanchan Patika
32	Sambani Sabar
33	Babaji Sabar
34	Suresh Sabar
35	Madhaba Sabar
36	Bharat sabar
37	Chaitam Sabar
38	Mama Sabar
39	Suku Sabar
40	Lily Sabar
41	Kartik Sabar
42	Bijay Sabar
43	Hadu Sabar
44	Gurubari Sabar
45	Narayan Sabar
46	Chakrapani Gomango
47	Trinath Gomango
48	Hadi Sabar
49	Lalita Gomango
50	Bisa Sabar
51	Dalpui Sabar

52	Gautam Sabar
53	Lilabati Sabar
54	Alasa Sabar
55	Sambanu Sabar
56	Sipai Sabar
57	Hadi Sabar
58	India Sabar
59	Sobha Sabar
60	Tulsha Ganta
61	Sacle Sabar
62	Bashudeb Patra
63	Rabi Panigrahi
64	Sadananda Sabar
65	Leba Sabar
66	Sombsu Sabar
67	Mani Sabar
68	Bucha Sabar
69	J.nara Singha
70	J. Anta
71	J.tatdyya
72	Gumta Sabar
73	Dumba Sabar
74	Gopi Sabar
75	Balaram Sabar
76	Renkadi Sabar
77	Kalinga Sabar
78	Jadi Sabar
79	Siridanga Sabar
80	Laki Sabar
81	Mina Sabar
82	Paika Sabar
83	Suki Sabar
84	Dumba Sabar
85	Daitai Sabar
86	Sardu Sabar
87	Jhaka Sabar
88	Gaya Sabar
89	Hadibandhu Sabar
90	Vashkar Sabar
91	Sahadeb Sabar
92	Somnath Sabar
93	Chakrapani Sabar
94	Iswara Sabar
95	Mukunda Sabar
96	Saraswati Patika
97	Lakhya Sabar
98	Roma Gomango

District: Rayagada, Block: B. Cuttack G. P. :
Chatikana, Village: Chatikana

SINo.	Name
1.	Mahendra Jilkara
2.	Gangadhar Prajahan
3.	Laxman Odia

4. Raghu Jalia
5. Ramachandra Dandasena
6. Chandraram Kolaka
7. Gobinda Madangi
8. Nari Madangi
9. Balaram Martha
10. Jaganath Agnia
11. Mahendra Agnia
12. Kurtibas Martha
13. Lalu Bag
14. Braja Khial
15. Hari Mahanandia
16. Munu Nayak
17. Saiba Bag
18. Kartik Palkia
19. Jagdish Palkia
20. Chaturbhuj Takir
21. Jhalak Ray
22. Padman Bag
23. Bhagaban Hial
24. Rajendra Mahanandia
25. Murali Kandu
26. Kartik Hial
27. Subas Sagar
28. Kartik Tandii
29. Nakula Tandii
30. Braja Bag
31. Khuja Mahanandia
32. Sadmi Mahanandia
33. Talsa Atakri
34. Dipak Palkia
35. Syamabati Nayak
36. Bana Palkia
37. Linga Kolka
38. Somudu Konjaka
39. Rama Ch. Honja
40. Abhimanyu Honja
41. LOchan Honja
42. Padman Mahanandia
43. Dariba Korka
44. Syama Panjaka
45. Taraka Aina
46. Dambaru Kanjaka
47. Sitana Hikaka
48. Muni Wdaka
49. Danu Hikaka
50. Jambuna Kanjaka
51. Kadmodi Kadraka
52. Laku Kadraka
53. Dinabandhu Hikaka
54. Jogindra Hikaka
55. Hari Hikaka
56. Nila Wdaka
57. Kartika Bhoi
58. Dilu Hikaka
59. Suduru Surka

60. Keshab Hikaka
61. Beniaka Bengu
62. Sirima Meniaka
63. Nilai Preska
64. Suka Preska
65. Ladu Preska
66. Indrajit Hikaka
67. Lachapati Preska
68. Ramesh Nala
69. Sripati Nala
70. Khetrabasi Nala
71. Dropati Hati
72. Rabi Nala
73. Budu Senapati
74. Madhu Nala
75. Damadasi Madangi
76. Kartik Sabar
77. Tirtha Sabar
78. Ladu Sabar
79. Krushna Dandasena
80. Sibaram Sabar
81. Tila Sabar
82. Kolasa Kota
83. Laldei Gouda
84. Dibakar Sabar
85. Bisikesan Sabar
86. Sanyasi Nayak
87. Raghunath Nag
88. Jadu Sabar
89. Damodar Sabar
90. Udaya Sahu
91. Nanda Senapati
92. D. Ispan Rao
93. Krushna Manhira
94. Mahendra Couhan
95. Bholanath Patra
96. Bahadur Nag
97. Syamasundar Nag
98. Chandra nag
99. Narasingh Bihari
100. Kedar Bag

**District: Rayagada, Block: Rayagada,
G.P.: Gumma, Village: Gumma**

SINo.	Name
1.	Sitaram Digal
2.	Lingina Harika
3.	Singuru Hirika
4.	Kani Hirika
5.	Mathia Hirika
6.	Nayak Kolsika
7.	Rathi Sahu
8.	Purnika Mangul
9.	Sukru Hirika
10.	Subba Hirika

11. Zirai Khara
12. Rama Hirka
13. Mina Hirka
14. Mukuli Nisika
15. Bibina Nisika
16. Dulara Kulesika
17. Genu Kulesika
18. Bharat Kulesika
19. Dharma Kulesiak
20. Ghani Kulesika
21. Ichha Kulesika
22. Musir Nisika
23. Joga Midika
24. Kirsu Kulesika
25. Dasia Midika
26. Bita Kulesika
27. Mukuna Kesaka
28. Putsia Kulsika
29. Lidi Kulesika
30. Bestama Kulesika
31. Aina Kulesika
32. Paria Mindika
33. Kasari Miniaka
34. Manu Miniaka
35. Sama Kulesika
36. Kasti Kulesika
37. Basmati Haika
38. Baba Haika
39. Nangari Haika
40. Bisi Haika
41. Jema haika
42. Ananta Emria
43. Wachar Emria
44. Gariamani Benia
45. Rupna Hoika
46. Kush Hoika
47. Sukri Naik
48. Bharat Kulesika
49. Basu Kulesika
50. Bita Kulesika
51. Ani Kulesika
52. Nimain Konjka
53. Dasi Kulesi
54. Paikray Kulesi
55. Konda Kulesi
56. Gahani Baske
57. Kasan Benia
58. Bimala Kulsi
59. Rama Misk
60. Lata Kulesi
61. Hakina Kulesi
62. Kist Kulesi
63. Barika Kulesi
64. Luke Kulesi
65. Lata Kulesi
66. Jadumani Kulesi

67. Dinabandhu Kulsika
68. Pan Kulex
69. Nashi Kulsika
70. Paribandhu Miniaka
71. Asadi Nisika
72. Sarbana Miniaka
73. Simina Kulesika
74. Laxman Kulesika
75. Radana Kulesika
76. Bhanu Kulesika
77. Pandu Kulesika
78. Pavana Kulesika
79. Nandia Kulesika
80. Esinath Kulesika
81. Mili Kulesika
82. Siri Kulesika
83. Jema Miniaka
84. Deba Kulesika
85. Kush Miniaka
86. Jagabandhu Kulesika
87. Bhujena Kandheka
88. Sitei Miniaka
89. Langali Kulesika
90. Pikimi Kulesika
91. Samudu Saraka
92. Lala Kulesika
93. Hasana Miniaka
94. Bayamani Nisika
95. Nanda Muguli
96. Huika Mangul
97. Raghunath Sahu
98. Hemanta Sahu
99. M. Sitana
100. Bharat Patra
101. Usarani Patra

**District: Rayagada, Block: Muniguda
G.P.: Muniguda, Village: Monikhole**

SINo.	Name
1.	Narsingh Bidika
2.	Narasingh Golmunda
3.	Suna badraka
4.	Braja Mandika
5.	Laxman Gantadi
6.	Balaram Saten
7.	G. Pala Raju
8.	Laxmi Panda
9.	Ganga jani
10.	Syamaq Gembles
11.	Jalandar Kadraka
12.	Kunuchi Kadraka
13.	Bengri Saraka
14.	Chandra Kulesika
15.	Budai Kulesika

16. Butuka Hurasika
 17. Desu Kulesika
 18. Nanda Kulesika
 19. Lachhi Kulesika
 20. Prasan Kulesika
 21. Sriramu Kulesika
 22. Surabu Kulesika
 23. Srinath Kadraka
 24. Dinabandhu Sunaka
 25. Kuruji Sureka
 26. Bisi Kulesika
 27. Jalandar Kadraka
 28. Bhima saraka
 29. Anel Sureka
 30. Lachhi Kulesika
 31. Rama Kadraka
 32. Manmohan Mishra
 33. Satya Mishra
 34. Budena Lachheya
 35. K. Rao Majhi
 36. G. Trinath
 37. Narotam Swain
 38. Lalu Majhi
 39. Raju Bahadur
 40. Rabi Nasa
 41. Srinibas Chintalpuri
 42. Ganesh Das
 43. Laxmi Durga
 44. Sarojini Patnaik
 45. Raimal Durga
 46. Kalia Niali
 47. Labanya Durga
 48. Arnapura Kadraka
 49. Arlu Gumphu
 50. Hemanti Das
 51. Janaki Patra
 52. Bhakta Das
 53. Akrura Majhi
 54. Sadasiv Majhi
 55. Narotam Senapati
 56. Pupalata Swain
 57. Bali Kumbhar
 58. Lakchhi Bibhar
 59. Kancha Bahadur
 60. Satyabhama Majhi
 61. Balkrishna Sabat
 62. Kanchan Mahanty
 63. Teba Mahanty
 64. Dipul Acharya
 65. Karu Jelkapu
 66. G. Nagraju
 67. Benamali Kandagari
 68. Dalimba Hikka
 69. J. Laxmiladi
 70. Kamachalu Weeka
 71. Sridhar Kerada

72. G. Raddy
 73. S. Mamudu
 74. Manikam Gurjudu
 75. Lachhan Jalakapu
 76. Dharma Kadraka
 77. Anant Kadraka
 78. Gobinda Whika
 79. B. Swain
 80. Kami Wedeka
 81. Mayama Jal
 82. Adilaxmi Pidiaka
 83. S. Chandrasekhar
 84. Raja Ulla
 85. W. Chandra Sekhar
 86. Adi Laxmi
 87. Ravan Kadara
 88. Madhab Pantulu
 89. Madhab Jalkapu
 90. Suri Gombabi
 91. Sarag Kadraka
 92. Sakantula Acharya
 93. Baikuntha Acharya
 94. Gangama Kadraka
 95. Arjuna Kadraka
 96. Bhaskar Kadraka
 97. Chandra Kadraka
 98. Haris Ch. Whika
 99. Ajit Mahapatra
 100. Manju Kadraka
 101. Pravasa Kadraka

**District: Rayagada, Block: Rayagada
 G. P. : Kerada, Village: Kerada**

SINo.	Name
1.	Gobinda Behera
2.	Chintalu Addakulu
3.	Bujhar Susama
4.	Bujhar Gangamma
5.	Andipiti Prasad
6.	Gomi Bidika
7.	Himrika Kansa
8.	Pidika Popunu
9.	Baleswar Himirika
10.	Maradin Sakar
11.	B. Srinibas
12.	Pedal Durga
13.	Masapurti Gopal
14.	Masaputri Odia
15.	Lachhya Maheswari
16.	Trilokya Lenka
17.	Bundada Gommi
18.	Sesagiri Patnaik
19.	Mellaka Lachhina
20.	Parbati Bidika

21. P. Pumachandra
 22. H. Ramrao
 23. T. Gouri
 24. D. Laxmorao Patnaik
 25. Bonding Bu Acharya
 26. Ullaka Laxman
 27. Himirika Singamma
 28. Himirika Gangama
 29. Kandagiri Mohar
 30. Goraubil Suryanarayan
 31. Himirika Simanchal
 32. Jaya Ch. Rath
 33. Kondagiri Kishu
 34. Gurugibilu Gouri
 35. Singnapuri Gouri
 36. P. Somulu
 37. Anil Krishna Rao
 38. Narayan Murty
 39. Deti Somnaidu
 40. B. Cheliama
 41. Debichi Mohanba
 42. Chakradhar Sahu
 43. D. Basant Rao
 44. S. Chandrasekhar
 45. Nageswar Mundigi
 46. Sanatan Pibika
 47. Bikash Chouhan
 48. Basant Panda
 49. Md. Sabir
 50. Padal Kasi
 51. Trinath Mohanty
 52. Bidika Bangali
 53. Rout Damayanti
 54. Bhujal Gumphana
 55. Bidika Sahadev
 56. Kalaka Sabitri
 57. Harika Adma
 58. Bidika Bhima
 59. Rai Satrughna
 60. Padal Kasi
 61. Mela Satyam
 62. Mineka Achema
 63. Chinami Tading
 64. Taring Subhadra
 65. Melka Gouri
 66. A. Manga
 67. Janardan Panda
 68. K. Telema
 69. Chilikara Papama
 70. Tinaka Somulama
 71. S. Trinath
 72. T. Enketi
 73. Senapati Srinu
 74. Patnaik Bijaya Gouri
 75. Patnaik Sourium
 76. Padel Gouri Iswar

77. B. Balaram
 78. Maspatri Adeya
 79. M. Tina
 80. S. Srinu
 81. Bandada Ramesh
 82. B. Kalyani
 83. Baqmada Makling
 84. B. Satyama
 85. Boudata Swain
 86. Chula Sibaji
 87. Herika Laxman
 88. P. Sakantula
 89. Pidika Sankori
 90. T. Murali
 91. Tading Orabu
 92. M. Saraswati
 93. Himirik Tautaya
 94. T. Jaganath
 95. T. Linkei
 96. Dading Tudu
 97. K. Senapati
 98. Melaka Nassam
 99. Kalka Saitama
 100. Adkala Buchi

**District: Rayagada, Block: Gunupur
 G.P.: Gunupur, Village: Bikrampur**

<i>SINo.</i>	<i>Name</i>
1.	S. Krishna Rao
2.	Mohan Sarkar
3.	T. Apparao
4.	S. Vendraya
5.	V. Krishna Rao
6.	G. Surya Rao
7.	T. Suryanarayan
8.	T. Anat Rao
9.	Kuni Santeshi
10.	Epili Ramesh
11.	Majhi Mastry
12.	V. Barkat Rao
13.	Babaji Mistry
14.	Raghunath Mistry
15.	Krishna Ch. Mohanty
16.	Gadadhar Mahanty
17.	Gopinath Gouda
18.	Tadi Lapudu
19.	Bidika Sundari
20.	Bidika Sambra
21.	Maguni Kumurika
22.	Udaya Kumurika
23.	Bidika Goga
24.	Epili Bimudu
25.	Jagabandhu Kumurika
26.	Kantaru Kumurika
27.	Ramadu Kumurika

28. Bidika Bijaya
 29. Bidika Kunti
 30. Kumurika Nanda
 31. Kumurika Sania
 32. Mina Bidika
 33. Bidika Arjun
 34. Babaji Patnaik
 35. Mustal Rao
 36. Sasagiri Patnaik
 37. T. Mali
 38. P. Maleswar
 39. Subudhi Saniguda
 40. Keshab Rao
 41. Mohan Jena
 42. P. Ramarao
 43. Sita Mama
 44. R. Nageswar
 45. Khamsingh Majhi
 46. Brambhaya
 47. Rajkishor Pudo
 48. Syama Kumulu
 49. Nitu Padhy
 50. Gopinath Pandia
 51. Saikar Patnaik
 52. Lokanath Padhy
 53. Prabhar Sinu
 54. P. Mohan
 55. P. Ramana
 56. Pravakar Rao
 57. Sima Barik
 58. M. Buehi
 59. Suresh Rao
 60. N. Prasad Rao
 61. Subudhinarayan
 62. Bhaskar Patnaik
 63. Gourisnkar Rao
 64. Nilayandri Patra
 65. Narasing Murty
 66. Sitaram Singh
 67. J. Anantam
 68. J. Sarbeswar Rao
 69. S. Srikrishna
 70. G. Mohan Rao
 71. T. Lochan Murty
 72. T. Mohan Rao
 73. B. Hari
 74. T. Iswaram
 75. Jamuna Bauri
 76. Damayanti Bauri
 77. Krushna Bauri
 78. G. Balraju
 79. T. Satyam
 80. V. Syamasankar Rao
 81. K. Anant Rao
 82. M. Prasad Rao
 83. S. Kanta Rao

84. Bhikari Sabar
 85. Mali Simanchal
 86. Dillip Patnaik
 87. Kalia Gouda
 88. B. Laxmi
 89. G. Dalehiti
 90. L. Mali
 91. Gangadhar Gouda
 92. Kuna Bhaina
 93. A. Badram
 94. P. Majhi
 95. Rama Bauri
 96. Mahendra Pujari
 97. Rama Ch. Das
 98. T. Souri
 99. N. Rama Rao

**Dist: Rayagada, biock:Gunupur, GP:Jalathr,
 village:Jalathr**

SL no	Name
1	V. appa rao
2	V ramaya
3	Baikuntha rao
4	B.dilip
5	T.nageswar
6	Hadu patra
7	V.dasi
8	T.srinu
9	T.mami
10	T.bheakr
11	Thomas sabar
12	Sudarsan parichha
13	Makar mohanty
14	Trinath mohanthly
15	Shyam mohathy
16	Sirinibas mohanthly
17	Sirimati patra
18	Budevi mahonthy
19	Puri patra
20	Kantaru sabar
21	Pari sabar
22	Gundupi sabar
23	Gomu sabar
24	Purei sabar
25	Mada patra
26	Kumar mahonthy
27	Diba sabar
28	Ram das sabar
29	Biraswami loknatham
30	Kalipina mina
31	V. bisnum murty
32	V.gouri sankar
33	JV.sujata

34 V.mukhiya
35 V.maheswar
36 V. sashi
37 V.sudarsanan
38 Satynarayan jenna
39 Koma sabar
40 Masa sabar
41 P.babli
42 Amas sabar
43 Babina sabar
44 Puranbasi sabar
45 Suar dalapati
46 Sasojini dalapati
47 Raghu parichha
48 Puranbasi jenna
49 Puran cha jenna
50 Parfull jena
51 V . fakir
52 Debakar rao
53 V .prasat
54 V.sarbeswar rao
55 Raghu chuthury
56 Dasarathi sabar
57 Chuga behar
58 Harischa patra
59 Cintamani budu
60 Gaga patra
61 M. sashi kar
62 M.mamathi
63 Aviram dalapati
64 Nirajana behar
65 Krushan cha patra
66 V. mohan rao
67 V.padam rao
68 P.gopinath
69 Rukmani parichha
70 Basnti dalpati
71 Anjali sabar
72 Ranjan sabar
73 Gagu sabar
74 Pakai sabar
75 Junu sabar
76 Mina sabar
77 Suranjan jenna
78 Tial sabar
79 Nikakanata mahanty
80 Chadarkala mahanthy
81 Kamli viradha
82 Pantoli sabar
83 Batada sabar
84 T.ramesh
85 Saimu sabar
86 Nilambar sabar
87 T.harbati
88 Tanku sabar
89 Gitu sabar

90 Galani sabar
91 Boixa sabar
92 Anasi sabar
93 Krushna cha parichha
94 Kungara sabar
95 Ravi sabar
96 Adulu hemabati
97 Talu sabar
98 Kumudini sabar
99 Sita dasvi
100 Bhanu kuruti

**District:Rayagada, Block: Padmapur
G.P.: Akhusing, Village:Perupanga**

SI No.	Name
1.	Gopinath Padhy
2.	Laxmikant panigrahi
3.	Sudhakar Gouda
4.	Bansidhar Padhy
5.	Debanand Sahu
6.	Gadadhar Sahu
7.	Gourang Panigrahi
8.	Bijaya Sahu
9.	Patap Panigrahi
10.	Patitapaban Sahu
11.	Galhama sahu
12.	Bal Ch. Sahu
13.	Adinarayan patangi
14.	Gobinda Rout
15.	Mina Sabar
16.	Debabrat Sabar
17.	Mina Patak
18.	Dambarudhar Sethi
19.	Sukmani Sabar
20.	Sukmani Bidika
21.	Sasenath Sahu
22.	Sabema Sabar
23.	Haris Ch. Sahu
24.	Somanath Madika
25.	Rama Ch. Panda
26.	Gopi kurshna Gouda
27.	Dandu Madangi
28.	Kanth Madangi
29.	Purna Ch. Kandu
30.	Budhi Madangi
31.	Tirupati Sahu
32.	Narasingh Sahu
33.	Sama Sabar
34.	Jagdish Sahu
35.	Ansumani Lima
36.	Narasingh Palak
37.	Gangama Sahu
38.	Dambarudhar Sukla
39.	Bhaskar Bidika

40. Tilamadi Weeka
 41. Kusumi Sabar
 42. Sahebani Gouda
 43. Arakhit Madangi
 44. Budu Gouda
 45. Ami Bidika
 46. Raghunath Gouda
 47. Dasarath Sabar
 48. Krishnarao Sila
 49. Gopinath Gouda
 50. Laxman Panda
 51. Hiri Putel
 52. Ramakant Padhy
 53. Raju Lima
 54. Arjun Masal
 55. Syamasundar Misal
 56. Abhimanyu Masal
 57. Purna Ch. Misal
 58. Nakula Sabar
 59. Bhima Murli
 60. Tara Sabar
 61. Ramamuurti Badachhati
 62. Rajendra Pallak
 63. Damayanti Madangi
 64. Iswar Pallak
 65. Gurunath Pallak
 66. Kandh Goud
 67. Tirupati Madangi
 68. Hadua Sabar
 69. Parandar sabar
 70. Maghat Lima
 71. Bhundaban Behera
 72. Abhiram Gouda
 73. Gobardhan Gouda
 74. Bolasa Sabar
 75. Balaram Das
 76. Laxman Maqdangi
 77. Hadu Sabar
 78. Ramrsh Gouda
 79. Sambar Digal
 80. Padmabati Sabr
 81. Padman Benia
 82. Ptatap Bidika
 83. Subarna Misal
 84. Angada Benia
 85. Nabhinna Dalei
 86. Tara Panigrahi
 87. Bhagat Ku. Digal
 88. Karna CH. Lika
 89. Nilamani Lima
 90. Chimadu Weeka
 91. Bataraju Dalei
 92. Patambar Dalei
 93. Arakhit Benia
 94. Rambha Benia
 95. Bhagabati Bidika

96. Katagoli Bidika
 97. Ruma Murti Weeka
 98. ParbatiSabar
 99. Puta sabar
 100. Udhab Behera

**District : Rayagada, Block: Kolanara
 G.P.: Therubali, Village: Rellivaguda**

<i>SL. No.</i>	<i>Name</i>
1.	Attaka goga Rao
2.	Attaka Brga
3.	Madhab Attaka
4.	Attaka Ganga Rao
5.	S. Attaka
6.	Hira Attaka
7.	Sridhar Attaka
8.	Barmaod Attaka
9.	Attaka Ilai
10.	Ramesh Hika
11.	Hikaka Nakul
12.	Attaka Raghunath
13.	Hikakaka Kama
14.	Hika Nandu
15.	Attaka Bigi
16.	Attaka Laxman
17.	Attaka Krishna
18.	Ramanath Attaka
19.	Hitika Gibda
20.	Aparao Attaka
21.	Attka Ramarao
22.	Dinabandhu Attaka
23.	Attka Prahalada
24.	Attka Paikray
25.	Attka Gopinath
26.	AttkaNalati
27.	Nasingh Korkaria
28.	Krishna Mani Mandal
29.	Satya Mandal
30.	M. Kerketa
31.	Haris Ch. Patra
32.	Harinath Patra
33.	Gayatri Panda
34.	Purna Ch.Gouda
35.	Sridevi Gouda
36.	Sabita Padhi
37.	Sandyarani Sabat
38.	Ranjurani Panda
39.	Tirupati Gouda
40.	Subash Padhi
41.	Ketaki Gouda
42.	Saska Gunduka
43.	Kadraka Dambu
44.	P. Chandra
45.	Jagli Kadra

46. Kantu Koliska
47. S. Somanath
48. B. Krishna
49. A. Satyanarayan
50. Brunadaban Padhi
51. Koluka Gopi
52. T. Chandrika
53. Balaram Patra
54. K. Dalabandhu
55. P. Lodha
56. Dambaru Patra
57. Soudamini Patra
58. Pratap Padhi
59. K. Lingra
60. Parsu Singh
61. Kailash Singh
62. Suresh Ch. Deo
63. Dhani Manjori
64. Jogeswar Singh
65. Debaki Dev
66. Nilambar Singh
67. Jaya Singh
68. Fakir Singh
69. Depanjali Singh
70. Fakir Singh (A)
71. Daitari Singh
72. Debendra Singh
73. Dharam Singh
74. Sabitri Singh
75. Madra Singh
76. Jagannath Singh
77. Kameswar Dev
78. U. Ramarao
79. Satyaban Singh
80. Prasant Raju
81. Khetrapal Singh
82. Krupa Sahu
83. Mathraj Singh
84. Rdhajaya Singh
85. Sibaraj Singh
86. P. Chandrabati
87. Somanath Sahu
88. Boia Soya
89. P. Hikaka
90. Chandan Rout
91. Maya Panigrahi
92. Harisukla Nata
93. B. Jagrao
94. Udali ekaka
95. Udaya Trinath
96. P. Tirupati
97. Gupteswar Naik
98. B. Gureika
99. Debiprasad Naik
100. Amulya Panigrahi

District : Rayagada, Block: Ramanguda

G.P.: Kujendri, Village: Kujendri

<i>SL. No.</i>	<i>Name</i>
1.	Radha Gouda
2.	Prasad Ganga
3.	Harish Ch. Behera
4.	Trinath Behera
5.	Rudra Sabar
6.	Krushna Sabar
7.	Padma sabar
8.	Lila Sabar
9.	N. Nagraju
10.	Mili Sabar
11.	Hira Sabar
12.	Soudamini Sabar
13.	Sankar Sabar
14.	Manimala Sabar
15.	Mudubasini Das
16.	Daya Gouda
17.	Brundaban Maniphul
18.	Kundu Minar
19.	Purna Ch. Sabar
20.	Akoda Behera
21.	Batakrushna Padhi
22.	Tigar Gomango
23.	Malati Behera
24.	Antara Behera
25.	Kailash Mahakud
26.	Umakant Behera
27.	Syama Behera
28.	Mamuni Gouda
29.	Sarang Gomango
30.	Trinath Gomango
31.	Shneha behera
32.	Kanta Gomango
33.	Ramesh Sabar
34.	Prhalad Misal
35.	Kartik Misal
36.	Abhiram Surya
37.	Dama Kodgar
38.	Laxman Kandgal
39.	K. Badi
40.	Bhima Lima
41.	Ushabati Lima
42.	Abhi Sabar
43.	Madhab Gomango
44.	Haritab Behera
45.	Prakash Gouda
46.	Bulu Gouda
47.	Rama Ch. Sabar
48.	Radhakanta Gouda
49.	Gobinda Gouda
50.	Rajendra Gouda
51.	Jaladhar Patia

52.	Rutumani Biswal	03.	Rama Bhatra
53.	Damodar Patia	04.	Ratan Bhatra
54.	Padma Patia	05.	Durbal Bhatra
55.	Naba Patia	06.	Jodar Bhatra
56.	Anama Patik	07.	Bingu Bhatra
57.	Sahadev Bima	08.	Baisekh Bhatra
58.	Gurubari Lima	09.	Suku Bhatra
59.	Syama Paskuraddy	10.	Arjun Bhatra
60.	Prema Lima	11.	Maisak Bhatra
61.	Suguni Patik	12.	Kusu Bhatra
62.	Ganesh Miasal	13.	Budu Bhatra
63.	Duryadhan Patil	14.	Jagat Bhatra
64.	Sriram Pradhan	15.	Domu Bhatra
65.	Ansita Jena	16.	Jadu Bhatra
66.	Adya Misal	17.	Sukh Chand
67.	Sinari sabar	18.	Tilak Bhatra
68.	Madan Sabar	19.	Indrajit Bhatra
69.	Ambika Sabar	20.	Somnath Bhatra
70.	Remika Sabar	21.	Luki Bhatra
71.	Ralli Gouda	22.	Ajgar Bhatra
72.	Nageswar Madangi	23.	Chaitana Bhatra
73.	Sukumari Gamango	24.	Nur Bhatra
74.	Upendra Sabar	25.	Lakhan Bhatra
75.	Laxman Sabar	26.	Nira BHatra
76.	Bhagirathi Sabar	27.	Sagar Das Panka
77.	Ahalya Sabar	28.	Kusal Das Panka
78.	Nayak Sabar	29.	Hari Prasad Panka
79.	Baikunth Gomango	30.	BIswambar Panka
80.	Banambar Gomango	31.	Bihari Panka
81.	Sornalata Gamango	32.	Tila Das Panka
82.	Manorama Patra	33.	Nil Panka
83.	Jagdis Pal	34.	Laxminath Panka
84.	Surekha Gouda	35.	Nandan Panka
85.	Brundaban Gouda	36.	Godi Bhatra
86.	Bijaya Sabar	37.	Raj Mohan Bhatra
87.	Subash Gouda	38.	Dibakar Bhatra
88.	Suryanarayan Sahu	39.	Sikhanath Bhatra
89.	Jalandar Gouda	40.	Sonu Bhatra
90.	Barik Nimala	41.	Kesab Bhatra
91.	Markanda Sabar	42.	Santu Bhatra
92.	D. Minarao	43.	Mira Bhatra
93.	D. Nag	44.	Mansulu Bhatra
94.	Laba Gouda	45.	Bhakta Bhatra
95.	Majhi Gouda	46.	Gurudev Mali
96.	Mahadev Sabar	47.	Sambru Mali
97.	Narayan Sabar	48.	Sandru Mali
98.	Kandhu Rabi	49.	Laxmi Mali
99.	Sudam Sabar	50.	Lairam Mali
100.	K.Yam Gomango	51.	Daur Mali
		52.	Amarath Mali
		53.	Budni Mali
		54.	Krusa Bhatra
		55.	Tridas Panka
		56.	Boro Panka
		57.	Sukul Panka
		58.	Mangulu Panka

**District Nowrangpur, Block Umarkote
GP Bokoda, Village: Jodagudi**

Sl.No.	Name
01.	A. Nirmal
02.	Tulsi Panka

59. Raibas Panka
60. Chamaru Panka
61. Dhansingh Panka
62. Gopal Das Panka
63. Bhagirathi Das
64. Gunu Das
65. Ugre Panigrahi
66. Sikari Mond
67. Munudas Panka
68. Bhudab Das
69. Mahespur Panka
70. Mohan Panka
71. Masia Panka
72. Nirmal Panka
73. Mandas Panka
74. Tilu Panka
75. Soudas Panka
76. Sahi Panka
77. Kusal Panka
78. Samir Panka
79. Darfulla Panka
80. Notiasi Panka
81. Mohanguda Panka
82. Sola Panka
83. Kusal Dand Panka
84. Sabitri Panka
85. Chandra Mali
86. Agbar Panka
87. Nirmal Panka
88. Rebati Panka
89. Sagardas Panka
90. Phulabati Panka
91. Eswar Panka
92. Amrit Das Panka
93. Arun Panka
94. Samodar Panka
95. Murkuti Panka
96. Tiladas Panka
97. Bichhand Das Panka
98. Komna Mali
99. Lavabudan Mali

District: Nowrangpur, Block: Umarkote
GP: Benora, Village: Benora

<i>Sl.No.</i>	<i>Name</i>
01.	Tarapada Kirtonia
02.	Sahadev Goud
03.	Narayan Rajgond
04.	Budan Harijan
05.	Lakhi Chand Goud
06.	Nilabai Goud
07.	Gurubari Harijan
08.	Gunji Harijan
09.	Mala Harijan

10. Delu harijan
11. Lala Harijan
12. Baid Goud
13. Kaldei Mali
14. Gomati Harijan
15. Nathuram Mali
16. Sandes Mali
17. Gurubari Goud
18. Ramdhar Harijan
19. Sulamati Goud
20. Ichhabati Goud
21. Kalabati Harijan
22. Parbati Rajgond
23. Nada Harijan
24. Tulabati Harijan
25. Gutuki Harijan
26. Jayadev Goud
27. Sumani Goud
28. Ramnath Harijan
29. Surad Rajgond
30. Parama Goud
31. Arun Harijan
32. Narendra Goud
33. Arun Mali
34. Ganga Mali
35. Trinatha Mali
36. Mangal Bhatra
37. Baya Harijan
38. Gina Harijan
39. Kamal Harijan
40. Gunu Harijan
41. Mangaldei Goud
42. Bukali Goud
43. Mungri Pujari
44. Surendra Goud
45. Mali Goud
46. Panchuram Goud
47. Dhaniram Mali
48. Ranjeet Goud
49. Rebati Goud
50. Chandan Mali
51. Jayanti Harijan
52. Subhadra Goud
53. Gina Mali
54. Sukru Mali
55. Jeyram Harijan
56. Dayaram Mali
57. Pulmati Jani
58. Rajbati Majhi
59. Dayabati Majhi
60. Gurubari Jani
61. Sukamati Majhi
62. Asaram Majhi
63. Badur Goud
64. Manadei Rajgond
65. Binati Biswas

- | | | | |
|------|--------------------|-----|------------------------|
| 66. | Kumar Goud | 16. | Monki Goud |
| 67. | Kaya Goud | 17. | Ghasi Jani |
| 68. | Sikalu Gouda | 18. | P.K.Bhatra |
| 69. | Sandore Gouda | 19. | Sunam Patro Turk |
| 70. | Ajulsingh Gouda | 20. | P.C.H Jani |
| 71. | Janta Gouda | 21. | Rabi Narayan Subhudhi |
| 72. | Panku Gouda | 22. | Sindhu Gond |
| 73. | Gurubandha Rajgoud | 23. | Ghaya Paik |
| 74. | Govinda Gond | 24. | Podlam Jani |
| 75. | Ratni Gond | 25. | Rama Murty |
| 76. | Digmati Rajgoud | 26. | Muni Jani |
| 77. | Lakhidhar Rajgouda | 27. | Gopi Nayak |
| 78. | Asman Rajgouda | 28. | Pitambara Harijan |
| 79. | Somu Rajgouda | 29. | Trilochana Harijan |
| 80. | Manohar Majhi | 30. | Preme Mohona Khosla |
| 81. | Duryodhan Rajgond | 31. | Urmila Harijan |
| 82. | Subarna Rajgond | 32. | Mansingh Kolar |
| 83. | Puran Mali | 33. | Gangadhara Gouda |
| 84. | Itu Gond | 34. | Makar Soura |
| 85. | Buduru Gond | 35. | Angada Gouda |
| 86. | Sukdas Bhanu | 36. | Jayaram Paik |
| 87. | Dayaram Harijan | 37. | Bela Gouda |
| 88. | Ananda Majhi | 38. | Sabitri Pothari |
| 89. | Bharati Parida | 39. | Dhanamani Paik |
| 90. | Budhimati Gond | 40. | Budei Paik |
| 91. | Sonadei Gond | 41. | Hema Soura |
| 92. | Sukdei Gond | 42. | Loba Soura |
| 93. | Chandrti Majhi | 43. | Kusta Sabar |
| 94. | Khageswar Majhi | 44. | Bijaya Soura |
| 95. | Laxmi Majhi | 45. | Rama Soura |
| 96. | Resaku Hing | 46. | Surja Soura |
| 97. | Badsen Hing | 47. | Suk Chandra Harijan |
| 98. | Ramdor Rajgond | 48. | Shyama Sundar Bindhari |
| 99. | Jayaram Rajgond | 49. | Sripati Harijan |
| 100. | Soni Harijan | 50. | Damburu Gouda |
| 101. | Karmal Padhi | 51. | Bhuban Gouda |
| | | 52. | Danei Gouda |
| | | 53. | Sanamsti Gouda |
| | | 54. | Sasi Subudhi |
| | | 55. | Kamal Dev Bisoyi |
| | | 56. | Dibakar Harijan |
| | | 57. | Mangal Dei Paik |
| | | 58. | Bidyabati Pattnayak |
| | | 59. | Ramesh Pattnayak |
| | | 60. | Jayabala Khosla |
| | | 61. | M. Ranjan Ku. Subudhi |
| | | 62. | Purusottam Gouda |
| | | 63. | M. Sasya Subhudhi |
| | | 64. | Padi Parja |
| | | 65. | Bhagaram Harijan |
| | | 66. | Damani Harijan |
| | | 67. | Lalita Kolar |
| | | 68. | M. Rabi Subudhi |
| | | 69. | Dhanaraj Harijan |
| | | 70. | Gajamati Paik |
| | | 71. | Kumar Harijan |

**District: Nowrangpur, Block: Dabugaon
GP: Dabugaon, Village: Dabugaon**

Sl.No.	Name
01.	Mungri Harijan
02.	Sukumari Rally
03.	Sangasi Bisoyi
04.	Sonu Kolar
05.	Balo Kolar
06.	Balmiki Tripathy
07.	Kameswara Malla
08.	Sankha Nayak
09.	Ramsingh Harijan
10.	Taku Panda
11.	Nilam Gupta
12.	Banabasi Rout
13.	Trilochana Harijan
14.	Lakhan Mistry
15.	Kapil Bag

72. Sukhachandra Harijan
73. Tabi Bag
74. Ranjit Harijan
75. M. Bhagabati Subudhi
76. Sakuntala Gouda
77. Pranamita Pattanayak
78. Upendra Harijan
79. Rabi Narayan Mohanty
80. Baidyanath Harijan
81. Mandose Paik
82. Brajendra payyanayak
83. Dom nayak
84. Sisir Ku. Patra
85. Hira Gouda
86. Tilottama Gouda
87. Sotag Jani
88. Vitamani Jani
89. Gurubari Gouda
90. Laxmi Gouda
91. Rola Gouda
92. Asisram Meher
93. Ghanashyam Kolar
94. Ramlochana Kolar
95. Mohan Kolar
96. Sonali Kolar
97. Ganesh Bisoyi
98. Jogendrnath Gouda
99. Dash Bisoyi

**District: Nowrangpur, Block: Umarkote
GP: Beheda, Village: Kesribeda**

Sl.No.

Name

01. Bhima Santa
02. Bishnu Santa
03. Ganesh Santa
04. Lachedra Santa
05. Rabin Jani
06. Dhana Pati
07. Purna Jani
08. Gani Bisoyi
09. Gangadhara Bisoyi
10. Danga Harijan
11. Dinu Santa
12. Kona Santa
13. Buli Santa
14. Pitabasa Santa
15. Dundu Santa
16. Chaitayana Santa
17. Koitu Santa
18. Lobo Santa
19. Ganesh Sahu
20. Sunadhara Santa
21. Ghasiram Santa
22. Jitru Santa
23. Manohar Bisoyi

24. Mansingh Harijan
25. Kusa Santa
26. Chaitu Harijan
27. Rabindra Harijan
28. Sasi Santa
29. Kamlu santa
30. Krushna Santa
31. Sabari Bhatra
32. Sukru Jani
33. Sukalu Bhatra
34. Toti Gond
35. Mankund Gond
36. Chaitu Bhatra
37. Chamuru Bhatra
38. Lochman Bhatra
39. Mangtu Bhatra
40. Lochman Bhatra
41. Sagar Bhatra
42. Dasu Bhatra
43. Bingu Bhatra
44. Ramdos Bhatra
45. Ghasiram Bhatra
46. Subash Maharana
47. Ranjan Halder
48. Sudarsan Bhatra
49. Laxmi Narayan Gaond
50. Itu Gond
51. Somaru Gond
52. Shyama Sundar Bohuko
53. Iswar Bhatra
54. Chandra Bhatra
55. Itu Gond
56. Sobri Bhatra
57. Son Kumar Gond
58. Sukru Gond
59. Laxmidhara Gond
60. Gurubari Bhatra
61. Bali Gond
62. Suklu Gond
63. Sudam Gond
64. Bhangi Gouda
65. Dhananjaya Gouda
66. Sada Parja
67. Iswar Parja
68. Chittor Parija
69. Deula Parija
70. Mansai Parja
71. Salpu Parja
72. Chinu Parja
73. Daunu Parja
74. Gomuni Parja
75. Panchu Parja
76. Majhi Parja
77. Sandei Parja
78. Ramu Parja
79. Ajambar Nanda

80.	Dasarathi Parja	33.	Khadu Gond
81.	Ratani Parja	34.	Sabsingh Gond
82.	Holdar Parja	35.	Budu Gond
83.	Bhuja Parja	36.	Samlu Gond
84.	Debaki Parja	37.	Ghaneswara Gond
85.	Junai Parja	38.	Jagespur Gond
86.	Raghunath Parja	39.	Mayaram Gond
87.	Dambai Parja	40.	Rudra Gond
88.	Bhagabati Santa	41.	Paila Gond
89.	Nusar Santa	42.	Balsingh Gond
90.	Chiti Parja	43.	Kalabati Gond
91.	Domu Parja	44.	Rupchand Gond
92.	Mijai Parja	45.	Harmohan Gond
93.	Gutan Parja	46.	S.Pur Gond
94.	Bhuban Parja	47.	Dalath Gond
95.	Suklo Parja	48.	Rabindra Nath Sarkar
96.	Alamati Parja	49.	Jadab Roy
97.	Sagram Bhatra	50.	Sapan Sena
98.	Liben Bhatra	51.	Sukumar Mandal

**District: Nowrangpur, Block: Raighar, GP:
Sanguli, Village: Sangudi**

Sl.No.	Name		
01.	Gourang Bairagi	52.	Gopal Mandal
02.	Puspanjali Roy	53.	Somnath Gond
03.	Mahendra Mandal	54.	Dasmati Gond
04.	Sanjeeb Adhikari	55.	Rupsingh Gond
05.	Narayan Mandal	56.	Hari Gond
06.	Jayasingh Mandal	57.	Gasiyanath Gond
07.	Satyabati Gond	58.	Sukaram Gond
08.	Prem Gond	59.	Mura Gond
09.	Mana Gond	60.	Koklu Gond
10.	Bansingh Gond	61.	Gopal Mandal
11.	Rayalbat Gond	62.	Biswanath Gond
12.	Dasaru Gond	63.	Somani Gond
13.	Ratna Gond	64.	Channu Gond
14.	Belaram Gond	65.	Ginu Gond
15.	Hirabati Gond	66.	Kanha Gond
16.	Sukamani Pujari	67.	Khogo Gond
17.	Pilaram Gond	68.	Gando Gond
18.	Buduri Gond	69.	Mohan Gond
19.	Ramdas Gond	70.	Ranjit Gond
20.	Laxmiram Gond	71.	Phogani Gond
21.	Suduram Gond	72.	Jagit Gond
22.	Rama Gond	73.	Mudha Gond
23.	Sukani Gond	74.	Tedgu Gond
24.	Janabati Gond	75.	Hiria Gond
25.	Sansai Gond	76.	Chaitan Gond
26.	Nirad Adihikari	77.	Lakhan Gond
27.	Nikhil Adhikari	78.	Bikraya Gond
28.	Haripada Sarkar	79.	Lakhira Gond
29.	Chapirani Gond	80.	Jaman Gond
30.	Subod Roy	81.	Dasru Gond
31.	Madal Mandal	82.	Sukman Gond
32.	Sagraj Gond	83.	Ramnath Gond
		84.	Joy Gond
		85.	Gobinda Gond
		86.	Dhanaram Gond
		87.	Jagdev Gond
		88.	Pilara Gond

89. Prem Gond
90. Shyamlal Gond
91. Rana Gond
92. Chintamani Majhi
93. Tapan Podu
94. Mansingh Gond
95. Narayana Doco
96. Naba Biswas
97. Krishna Podar
98. Nirapodo Sunder
99. Mohan Gond
100. Sambati Gond

39. Kala Das
40. Santosh Das
41. Sadam Dey
42. Panja Roy
43. Dillip Biswas
44. Paresh Mistry
45. Amol Roy
46. Biswanath Mandal
47. Sadananda Mandal
48. Premananda Mandal
49. Nityananda Mandal
50. Chaitnya Mandal
51. Uttam Biswas
52. Amol Roy
53. Biswanath Mandal
54. Subal Biswas
55. Bhuban Biswas
56. Balai Roy
57. Omi Gupta
58. Ajit Haldar
59. Rasamani Majhi
60. Lita Haldar
61. Sanyasi Gouda
62. Subasini Biswas
63. Samal Biswas
64. Ranjan Biswas
65. Susin Gunta
66. Bhabinj Biswas
67. Sapan Biswas
68. Prakash Haldar
69. Borejar Haldar
70. Jamuna Haldar
71. Monika Haldar
72. Pratap Haldar
73. Prasanjeet Haldar
74. Vicky Haldar
75. Soumendra Gunta
76. Sabita Gunta
77. Dolly Gunta
78. Tausingh Majhi
79. Radhakanta Gunta
80. Prabir Sarkar
81. Ramesh Haldar
82. Kala Haldar
83. Ranjan Barik
84. Kastik Roy
85. Santosh Sarkar
86. Amar Sarkar
87. Santosh Das
88. Bhuban Biswas
89. Subal Biswas
90. Ranjan Gunta
91. Trinath Bhatra
92. Babin Biswas
93. Anima Haldar
94. Allorani Gond

District: Nowrangpur, Block: Jharigaon

GP: Bikia, Village: Kodabhata

Sl.No.	Name
01.	Chandra Dey
02.	Dibakar Dey
03.	Anup Dey
04.	Dipak Dey
05.	Ramesh Ch. Dey
06.	Mahadev Mandal
07.	Rup Chand
08.	Prabir Mohanty
09.	Subash Ch. Dey
10.	Dillip Sarkar
11.	Joy Chand
12.	Harish Chandra
13.	Susant Dey
14.	Sankri Dei
15.	Jey Chand
16.	Kartik Chand
17.	Sanjay Sarkar
18.	Ramani Kanta
19.	Bunda Mandal
20.	Bijay Sarkar
21.	Bimal Dey
22.	Purna Dey
23.	Ashok Dey
24.	Pradeep Dey
25.	Tabir Sarkar
26.	Sabir Sarkar
27.	Rita Sarkar
28.	Karna Dey
29.	Dillip Dey
30.	Sasanka Mandal
31.	Dillip Dey
32.	Piyush Dey
33.	Jitendra Mandal
34.	Karishma Mandal
35.	Raghunath Mandal
36.	Balaya Roy
37.	Manik Das
38.	Sanasi Biswas

95. Biswanath Bhatra
96. Goura Bhatra
97. Jeyram Katar
98. Kani haldar

**District Nowrangpur, Block: Jharigaon
GP: Bakadabeda, Village: Bakadabeda**

Sl.No. Name

01. Sada Panka
02. Almani Majhi
03. Kesaba Bhatra
04. Sanyasi Bhatra
05. Sabram Bhatra
06. Deshsingh Bhatra
07. Khago Majhi
08. Manganath Bhatra
09. Phalguni Bhatra
10. Laichand Bhatra
11. Dhalla Bhatra
12. Kishore Ku. Behera
13. Gobardhan Bhatra
14. Mahadev Kollar
15. Indu Bhatra
16. Khagapati Majhi
17. Sumani Majhi
18. Balaram Bhatra
19. Tilo Bhatra
20. Pratap Nayak
21. Kosamani Bhatra
22. Tularam Bhatra
23. Tanka Jani
24. Sudam Bhatra
25. Rukdhar Bhatra
26. Siba Bhatra
27. Pitambar Bhatra
28. Kartik Pujari
29. Rabi Bhatra
30. Nilam Kar
31. Simanchal Kar
32. Karna Jani
33. Gokul Bhatra
34. Purna Bhatra
35. Khagapati Bhatra
36. Jagabandhu Majhi
37. Mahadev Majhi
38. Akshya Ku. Chalan
39. Jodu Chalan
40. Siba Majhi
41. Pitambar Majhi
42. Debi Gonda
43. Nakul Bhatra
44. Pratap Behera
45. Sibaram Bhatra
46. Subash Bhatra
47. Mangal Bhatra

48. Jayashree Majhi
49. Purna Kolar
50. Hemanta Majhi
51. Raghunath Kolar
52. Ramsh Ku. Behera
53. Chutur Bhatra
54. Amita Bhatra
55. Sairudra Bhatra
56. Sanjeet Majhi
57. Danseer Majhi
58. Mangal Dei Majhi
59. Pradeep Ku. Gouda
60. Sundar Pujari
61. Chandra Majhi
62. Jamuna Jani
63. Jalandhar Jani
64. Kasiram Bhatra
65. Mahadev Majhi
66. Sibasundar Majhi
67. Mano Bhatra
68. Makund Jani
69. Sahdev Majhi
70. Nakul Majhi
71. Biswanath Majhi
72. Rama Majhi
73. Khagapati Majhi
74. Sanjeet Majhi
75. Bishnu Majhi
76. Bijaya Majhi
77. Mukund Majhi
78. Naba Majhi
79. Kunti Majhi
80. Pradeep Majhi
81. Rinky Majhi
82. Usi Majhi
83. Damodar Majhi
84. Malati Majhi
85. Sibhachandra Majhi
86. Baruni Bhatra
87. Gopabandhu Bhatra
88. Sulochana Bhatra
89. Dalim Bhatra
90. Dasia Danko
91. Dumur Bhatra
92. Tula Bhatra
93. Jagannath Bhatra
94. Dulali Bhatra
95. Kiran Bhatra
96. Manswini Bhatra
97. Padlam Bhatra
98. Santosh Bhatra
99. Aruna Singh Bhutan

**District Nowrangpur, Block: Nandahandi
GP: Maliguda, Village: Maliguda**

06.	Samu Bani	62.	Gommy Khan
07.	Sujal Khan	63.	Ramjan Khan
08.	Jahan Khan	64.	Rehmid Khan
09.	Jugal Kishore Naik	65.	Paneem Khan
10.	Abu Ali Khan	66.	Kanim Khan
11.	Murad Khan	67.	Kamim Khan
12.	Tipu Arof Khan	68.	Nisara Khan
13.	Sekh Abdul	69.	Mamtaz Bibi
14.	Sekh Khamid	70.	Ayub Khan
15.	Babula Harijan	71.	Zakir Khan
16.	Sekh Saroj	72.	Takseer Khan
17.	Sekh Salim	73.	Fida Khan
18.	Jaheeda Banu	74.	Akhtar Ali
19.	Chand Bibi	75.	Lal Bibi
20.	Jagabandhu Harijan	76.	Tara Begum
21.	Jayaban Bibi Banu	77.	Sekh Chand
22.	Naksad Banu	78.	Sekh Salim
23.	Khangul Khan	79.	Sahara Bibi
24.	Raj Mohammad	80.	Sekh Begum
25.	Sabitri Jani	81.	Sekh Guni
26.	Arjun Gouda	82.	Sarun Bibi
27.	Sekh Gofor	83.	Doctor Khan
28.	Turak Khan	84.	Sekh Hanif
29.	Sekh Bablu	85.	Giljar Khan
30.	Itulan Khan	86.	Jaimun Bibi
31.	Babar Khan	87.	Amir Khan
32.	Tanka Nayak	88.	Seid Ali
33.	Hamid Khan	89.	Gul Bibi
34.	Sekh Sakil	90.	Suna Dhakod
35.	Sekh Goffor	91.	Enid Khan
36.	Sabu Khan	92.	Sekh Anwar
37.	Sakeen Chand	93.	Abas Ali
38.	Sekh Naseer	94.	Basijan Bibi
39.	Chand Bibi	95.	Tanka Nayak
40.	Taimul Khan	96.	Masum Bibi
41.	Mehuram Begum	97.	Sekh Khan
42.	Sulochana Harijan	98.	Sekh Gafar
43.	Arjun Harijan	99.	Ramesh Gouda
44.	Bhaskar Harijan	100.	Sekh Gulab
45.	Niranjan Harijan	101.	Jamin Bibi
46.	Chandra Harijan	102.	Saub Khan
47.	Bhagabati Harijan		
48.	Basudev Harijan		
49.	Rajendra Harijan		
50.	Balish Harijan		
51.	Ajay Khan		
52.	S.K.Goffor		
53.	S.K. Goffor		
54.	S.K.Sutar		
55.	Sekh Mukbul		
56.	Sekh Perok		
57.	Satar Khan		
58.	Kurlu Khan		
59.	Rajdar Khan		
60.	John Khan		
61.	Guljan Khan		

**District Nowrangpur, Block: Papadahandi
GP: Pandikote, Village: Chandili**

<i>Sl.No.</i>	<i>Name</i>
01.	Tailo Nayak
02.	Prabasini Naik
03.	Raibani Jani
04.	Abhi Gouda
05.	Dankadhara Gouda
06.	Laxman Gouda
07.	Bharat Gouda
08.	Domu Gouda
09.	Madhu Gouda

10. Khagapati Gouda
 11. Jayamul harijan
 12. Baidu Jani
 13. Prasad Majhi
 14. Tularam Jani
 15. Trilochan Jani
 16. Binod Jani
 17. Kani Jani
 18. Nrusingh Sahu
 19. Jasamani Naik
 20. Bansin Naik
 21. Santh Naik
 22. Hiralal Naik
 23. Kati Gouda
 24. Kesab Gouda
 25. Ranjan Gouda
 26. Khagan Naik
 27. Ghasiram Harijan
 28. Gobari Jani
 29. Dhananjaya Jani
 30. Manabodha Jani
 31. Jagannath Jani
 32. Bhimsen Jani
 33. Subasini Jani
 34. Lalita Jani
 35. Domni Parja Jani
 36. Tankadhara Jani
 37. Nila Jani
 38. Siba Chaitan
 39. Sukul Chaitan
 40. Sukri Jani
 41. Karuna Dharua
 42. Baisakh Jani
 43. Padmani Jani
 44. Sudarshan Minjari
 45. Mongdi Jani
 46. Duryo Jani
 47. Laiban Jani
 48. Balba Jani
 49. Rajendra Jani
 50. Haladar Chaitan
 51. Podua Jani
 52. Margai Jani
 53. Kusum Jani
 54. Jaita Jani
 55. Kamla Jani
 56. Nilabati Jani
 57. Kusum Jani
 58. Manomati Jani
 59. Padma Jani
 60. Dalaputta Jani
 61. Balaram Jani
 62. Dhanu Soura
 63. Manohar Jani
 64. Durya Jani
 65. Kartik Jani

66. Laxman Jani
 67. Kamala Harijan
 68. Sukumar Jani
 69. Daitari Gouda
 70. Rama Gouda
 71. Guti Mali
 72. Jyotsna Bhatra
 73. Malli Gouda
 74. Bhakta Jani
 75. Satya Jani
 76. Ratan Jani
 77. Sukri Bhatra
 78. Sitaram Gouda
 79. Purna Jani
 80. D. Kameswar
 81. Parsu majhi
 82. Kishore Bhatra
 83. Parsuram Jani
 84. Purab Bhatra
 85. Rasmita Bhatra
 86. Sarbeswara Jani
 87. Budu Bhatra
 88. Malati Gouda
 89. Birendra Jani
 90. Osturam Mali
 91. Karuna Bhatra
 92. Tuna Mali
 93. Kunda Jani
 94. Kartik Bhatra
 95. Pitambar Jani
 96. Ram Jani
 97. Jagannath Harijan
 98. Achyuta Jani
 99. Radma Jani

**District Nowrangpur, Block: Papadhandi
 GP: Dongra, Village: Dongra**

<i>Sl.No.</i>	<i>Name</i>
01.	Laiken Bhatra
02.	Jaga Bhatra
03.	Bhagaban Majhi
04.	Arjun Bhatra
05.	Domura Bhatra
06.	Kamur Majhi
07.	Mula Bhatra
08.	Domunu Majhi
09.	Dev Harijan
10.	Kesab Majhi
11.	Belku Bhatra
12.	Dev Gouda
13.	Jhinu Gouda
14.	Punei Bhatra
15.	Dhanai Ghasi
16.	Domura Kumarnur
17.	Pukumu Pujari

18. Laikan Kumar
19. Chira Bindhani
20. Jhitru Bhatra
21. Jhitru Bhatra
22. Baidi Bhatra
23. Ramchandra Kumbhar
24. Dhanapati Pujari
25. Raimal Bhatra
26. Niranjana Kumar
27. Judheta Bhatra
28. Gurubari Pujari
29. Ramchandra Majhi
30. Mahadev Majhi
31. Lakhmu Majhi
32. Sukul Bindhani
33. Mahima Majhi
34. Budai Kumbhar
35. Bali Gouda
36. Runu Gouda
37. Tufan Mali
38. Suklam Mali
39. Gutty Kumbhar
40. Saradi Bhatra
41. Madhya Bhatra
42. Sudai Bhatra
43. Amar Mali
44. Brahmar Mali
45. K. Jadhewar Rao
46. K. Dhabaleswara Rao
47. Krishna Rao
48. Sansai Gouda
49. Dhanua Gouda
50. Gopinath mali
51. Sukru Gouda
52. Sansai Gouda
53. Kamta Meheta
54. Ulumpa Bhatra
55. Dasmati Bhatra
56. Narahari Bhatra
57. Dhanapati Bhatra
58. Bansingh Bhatra
59. Samaru Bhatra
60. Usabati Bhatra
61. Phulmati Gouda
62. Sadar Gouda
63. Kesab Gouda
64. Talsa Gouda
65. Sanmati Gouda
66. Kamal Lochan Gouda
67. Sulata Gouda
68. Nabaghana Bhatra
69. Tanka Jani
70. Tularam Gouda
71. Rukhmani Harijan
72. Ramani Gouda
73. Bakchand Gouda

74. Sadasib Gouda
75. Soda Gouda
76. Sunadhar Gouda
77. Tufan Mali
78. M.K. Hota
79. Ramesh Harijan
80. Loknath Bhatra
81. Kamlu Bhatra
82. Jagabandhu Harijan
83. Eswar Bhatra
84. Kalabati Kollahar
85. Jagannath Bhatra
86. K. Dhaneswar
87. Belo Bhatra
88. Sagunath Bhatra
89. Somnath Gouda
90. Damayanti Gouda
91. Kailash Gouda
92. Gobardhan Mali
93. Sukru Bhatra
94. Dambarudhar
95. Madan mali
96. Monu Mali
97. Elisey Bhatra
98. Gouri Bhatra
99. Kalabati Mali
100. Duryodhan Mali
101. Sridhar Mali

District Bolangir, Block: Muribahal, GP: Malisira, Village: Malisira

Sl.No.	Name
01.	Madhuri Barik
02.	Nilambar Sibila
03.	Arusikis Putal
04.	madan Dharua
05.	Santilata Chhuria
06.	Debaraj Chhura
07.	Hruda Maharana
08.	Lochana Chhura
09.	Karuna Chura
10.	Anjali Chura
11.	Ajati Chura
12.	Damodar Nag
13.	Dukhi Chura
14.	Labati Chura
15.	Dhanamati Maharana
16.	Barsa Maharana
17.	Hari Maharana
18.	Arani Maharana
19.	Muthaka Maharana
20.	Sabani Harpal
21.	Manju Chura
22.	Rebati Chura
23.	Batachu Chura

24. Gunamati Bhibha
25. Kamal Chura
26. Laloo Chura
27. Hasaketan Chura
28. Bilasini Chura
29. Manjati Chura
30. Dhanamati Chura
31. Katha Maharana
32. Sabis Suna
33. Labani Chura
34. Uma Chura
35. Phagun Chura
36. Ranu Chura
37. Ashok Bag
38. Anjana Bag
39. Sarojini Suna
40. Rasa Tandhi
41. Kandarpa Viva
42. Rudhira Viva
43. Duru Suna
44. Gayabandha Suna
45. Pranati Maharana
46. Pitam Bhoi
47. Sabda Bag
48. Yudhisthir Bag
49. Narottam Bag
50. Sirojan Nag
51. Gourang Bag
52. Bijoy Chuna
53. Bhabi Chhatra
54. Purna Chhatra
55. Krutibasa Ranate
56. Rabindra Chhura
57. Leha Mahananda
58. Dharam Tandhi
59. Benu Chhuna
60. Antu Bag
61. Dumru Bag
62. Rupen Chhatra
63. Singha Chhuna
64. Nirmal Beguri
65. Giridhar Geulu
66. Nrusi Geulu
67. Kamal Geulu
68. Basu Geulu
69. Thanu Sundar Bag
70. Ramkrushna Nag
71. Laksheswara Bag
72. Krushna Ch. Geulu
73. Achyut Putel
74. Kasturi Putel
75. Jalandhar Putel
76. Dhermond Bhoi
77. Antaram Bag
78. Dasarathi Ratan
79. Satyananda Rante

80. Ghana Rante
81. Bhagaban Rante
82. Uday rante
83. Akshya Nag
84. Dharmu Ghivella
85. Rudra Nag
86. Nilambar Ghivella
87. Kabita Ghivella
88. Sugri Ghivella
89. Tripati Patel
90. Kabiraj Grivella
91. Prenesu Grivella
92. Bali Grivella
93. Akhu Bhaganti
94. Bhasman Grivella
95. Kirti Grivella
96. Bhramara Patel
97. Upendra Patel
98. Rukhmani Patel
99. Rabi Barik

**District Bolangir, Block: Saintala GP:
Jurubandha, Village : Jurubandha**

- | <i>Sl.No.</i> | <i>Name</i> |
|---------------|--------------------|
| 01. | Ami Ku. Bariha |
| 02. | Gurubari Bariha |
| 03. | Surumani Bariha |
| 04. | Chatura Mallik |
| 05. | Gasa Barik |
| 06. | Drupati Barik |
| 07. | Govinda Barik |
| 08. | Jogendra Bhagati |
| 09. | Tribhuja Tondi |
| 10. | Narayan Tondi |
| 11. | Pabitra Tondi |
| 12. | Arakhita Tondi |
| 13. | Linga Dharua |
| 14. | Dharam Tondi |
| 15. | Kusa Bhoi |
| 16. | Kartika Bhoi |
| 17. | Naba Bhoi |
| 18. | Padulaya Bhoi |
| 19. | Urkul Barik |
| 20. | Khageswara Bhoi |
| 21. | Bhagaban Dharua |
| 22. | Krushna Mallik |
| 23. | Khirasindhu Dharua |
| 24. | Bahusuta Dharua |
| 25. | Purna Ch. Patra |
| 26. | Dulabha Dharua |
| 27. | Biswambar Dharua |
| 28. | Tapi Dharua |
| 29. | Jayanti Bhoi |
| 30. | Sita Bhoi |
| 31. | Amruta Bhoi |

32. Bhagabati Bhoi
 33. Yubaraj Bag
 34. Ratna Dharua
 35. Pita Bargi
 36. Kunti Nag
 37. Banu Baria
 38. Surabhi Nag
 39. Gaya Nag
 40. Subhani Behera
 41. Anaba Sandha
 42. Banamali Bag
 43. Kalkanhu Nag
 44. Ayaban bag
 45. Sarasa Bangula
 46. Sulochana Buda
 47. Dhana Bag
 48. Kaita Bag
 49. Kuntala Bag
 50. Nirmal Bhoi
 51. Mahadei Adisula
 52. Janmejaya Adisula
 53. Pratima Adisula
 54. Rani Bag
 55. Dabi Bag
 56. Nitai Bag
 57. Ramani Bag
 58. Mahadev Adisula
 59. Dwitiya Dharua
 60. Tarabati Dharua
 61. Gopabandhu Bhoi
 62. Gokul Bhoi
 63. Dhram Bhoi
 64. Sagar Sunani
 65. Srimati Bhoi
 66. Srimati Bhoi
 67. Nilabati Bhudia
 68. Dhansingh Barik
 69. Samar Barik
 70. Kusa Dharua
 71. Pitambar Bhoi
 72. Khageswara Dharua
 73. Bhuban Bhoi
 74. Basudev Dharua
 75. Sumitra Bhoi
 76. Sana Bhoi
 77. Sonu Deep
 78. Narasingh Dharua
 79. Jyoti Kishore Mahananda
 80. Santi Tondi
 81. Lalita Tondi
 82. Gita Tondi
 83. Purna Bhoi
 84. Ketaki Bhoi
 85. Damayanti Kumbhar
 86. Meena Suna
 87. Dasumu Suna

88. Jana Suna
 89. Lata Suna
 90. Neheru Bhoi
 91. Ghusaba Bhoi
 92. Abhimnyu Kumar
 93. Samari Barik
 94. Basu Bag
 95. Subarna bag
 96. Bharat Bhoi
 97. Kamal Mallik
 98. Krusodari Chand
 99. Banita Dharua
 100. Sana Bhoi

**District :Bolangi, Block :Bangamunda
 G.P.:Biripali, Village :Biripali**

SI No.	Name
01.	Jasaketu Ben
02.	Chabi Rana
03.	Sata Behera
04.	Lalit Behera
05.	Arjun Behera
06.	Kunti Behera
07.	Laxmi Behera
08.	Jogeswara Behera
09.	Purna Ch. Behera
10.	Sambhu Behera
11.	Srikal Behera
12.	Ankita Jal
13.	Champa Behera
14.	Satis Ch. Behera
15.	Jasbanti Santra
16.	Khoto Behera
17.	Khama Jani
18.	Gini Behera
19.	Ghatu Behera
20.	Rabi Ch. Behera
21.	Bhuban Suna
22.	Kirti Rana
23.	Baikuntha Rana
24.	Eswara Behera
25.	Manohar Saraf
26.	Makardwara Saraf
27.	Baishnba Saraf
28.	Maneyar Saraf
29.	Tank Rana
30.	Dukhu Rana
31.	Changmal Rana
32.	Purna Ch. Rana
33.	Banama Rana
34.	Samburu Rana
35.	Bhaskar Rana
36.	Narayan Rana
37.	Jagyan Behera
38.	Shyam Behera

39.	Dubi Rana	94.	Hrudananda Rana
40.	Santosh Rana	95.	Kasula rana
41.	Lalit Rana	96.	Sastrapati Behera
42.	Lingaraj Saraf	97.	Nadiya Khai
43.	Raibari Rana	98.	Kamal Rana
44.	Rajunu Rana	99.	Puspa Behera
45.	Haripal Rana	100.	Partha Rana
46.	Bhaji Ch. Bhoi	101.	Chandrabati Rana

**District: Bolangir, Block: Agalpur
G.P.: Patuapali, Village: Patuapali**

		Sl No.	Name
47.	Dingra Rana		
48.	Raj Kishore Behera		
49.	Sampurna Behera		
50.	Hamanti Rana		
51.	Tirtha Rana		
52.	Rambha Rana		
53.	Lalita Rana	01.	Braja Pradhan
54.	Lambodhara Rana	02.	Pahadi Pradhan
55.	Dubasara behera	03.	Bigyan Kanta
56.	Tapan Ku. Rana	04.	Labani Pradhan
57.	Panchu Behera	05.	Karma Majhi
58.	Turupati Behera	06.	Kunja Pradhan
59.	Shyam Kishore Behera	07.	Risikesh Pradhan
60.	Jagat Ram Rana	08.	Susanta Behera
61.	Bharati Behera	09.	Nilamani Kanto
62.	Bimbadhara Rana	10.	Basanta Pradhan
63.	Sangita Rana	11.	Saroj Pradhan
64.	Bindulata Sahu	12.	Udiyan Thela
65.	Tikichand Saraf	13.	Kanak Thela
66.	Lochana Rana	14.	Anjali Thela
67.	Nama Rana	15.	Janaki Thela
68.	Ganga Rana	16.	Jhimu Mahakud
69.	Kuduli rana	17.	Purna Mahakud
70.	Chabi Rana	18.	Baini Amal
71.	Anama Rana	19.	Chitta Ranjan Dutta
72.	Kunti Rana	20.	Magiram Pradhan
73.	Bisama Rana	21.	Atal Bihari Mishra
74.	Buti Rana	22.	Nabun Kanta
75.	Bhumilata Rana	23.	Niraj Ku. Mishra
76.	Tikeswara Rana	24.	Doctor Dong
77.	Bada Rana	25.	Laxmi Prasad Bhoi
78.	Premasila Rana	26.	Trinath Dong
79.	Govinda Rana	27.	Sebati Bag
80.	Shyam Sundar Rana	28.	Bhagabat Podhua
81.	Bali Rana	29.	Raj Kishore Kanta
82.	Sumitra Rana	30.	Sobya Pradhan
83.	Sitaram Rana	31.	Bilanka Majhi
84.	Bhakti Rana	32.	Dhruba Pradhan
85.	Niranjan Rana	33.	Pramodini Joshi
86.	Chabi Rana	34.	Kishori Badhia
87.	Sumitra Behera	35.	Netrananda Mishra
88.	Uddahaba Rana	36.	Jakundhi Ganged
89.	Ruby Rana	37.	Ghana Badhia
90.	Sukola Rana	38.	Chaitanya Kante
91.	Raibari Rana	39.	Sanda Kante
92.	Sarojini Rana	40.	Purna Kanta
93.	Kamala Rana	41.	Chamara Podua
		42.	Gurudar Kanta

43. Dasaratha Dange
 44. Sutapa John
 45. Pani Podhua
 46. Chandramani Kanta
 47. Sadasib Chhtua
 48. Damai Mishra
 49. Dhukhi Mishra
 50. Bhagirathi Podua
 51. Aradhana Mishra
 52. Prakash Bastia
 53. Chandramani Kanta
 54. Maitra Mishra
 55. Bhakti Gadgada
 56. Rabi Ch. Bastia
 57. Harekrushna Kant
 58. Debadutta Bastia
 59. Rabindra Mahakud
 60. Mathura Kunar
 61. Trilochana Dang
 62. Nimain Khamari
 63. Biranchi Kant
 64. Prema Podhua
 65. Sandeep Dharua
 66. Manabudha Sanada
 67. Radhabada Saha
 68. Phagani Saha
 69. Raduna Dharua
 70. Santara Dharua
 71. Gobinda Dharua
 72. Kapika Dharua
 73. Uma Farua
 74. Prafulla Podhia
 75. Susala Poda
 76. Dukhisayama Danda
 77. Chitra Bag
 78. Dhira Salma
 79. Saktira Bag
 80. Prahallad Sarma
 81. Rama Dharua
 82. Kalian Bag
 83. Purna Saha
 84. Kumudini Kanta
 85. Kanti Mailana
 86. Hira Nag
 87. Subhadra Kalsahi
 88. Saka Kalsahi
 89. Jasoda Kalsahi
 90. Tulsu Kumara
 91. Jayanti Kalsahi
 92. Dinabandhu Nag
 93. PramaraJ Kalsahi
 94. Satrugghna Saha
 95. Gobinda Sandha
 96. Saroj Ku. Mishra
 97. Butu Dang
 98. Dasaratha Kodua

**District: Bolangir, Block: Bolangir Sadar
 G.P.: Manhira, Village: Manhira**

<i>Sl No.</i>	<i>Name</i>
01.	Upasi Durpati
02.	Rabi Ch. Behera
03.	Mali Bag
04.	Harinath Behera
05.	Mathura Behera
06.	Basanti Bag
07.	Nilanchal Kum
08.	Sankarshan Bhoi
09.	Mahendra Bhoi
10.	Sudarshan Sahu
11.	Ayodhya Bhoi
12.	Betikhoje Bhoi
13.	Sukanti Bhoi
14.	Jhantu Marposi
15.	Jugal Bhoi
16.	Narda Bharua
17.	Janjali Dharua
18.	Danda Bhoi
19.	Bhibhisan Koinda
20.	Gulam Jal
21.	Dhaneswara Kumar
22.	Sunama Badi
23.	Pari Kumar
24.	Adai Panch Bihari
25.	Nabami Suna
26.	Benjamani Suna
27.	Biswajeet Suna
28.	Hijakaya Suna
29.	Raj Ku. Rana
30.	Ramesh Ch. Rana
31.	Basistha Rana
32.	Chita Ranjan Rana
33.	Malati Pudu
34.	Chandrama Pudu
35.	Sada Pudu
36.	Kasula Pudu
37.	Abhaya Kaur
38.	Chandra Rana
39.	Chaturbhuja Rana
40.	Gobardhan Rana
41.	Hira Rana
42.	Basamati Rana
43.	Ahalya Rana
44.	Garjik Rana
45.	Balabhadra Rana
46.	Nitai Bag
47.	Sasmita Sandha
48.	Rukumani Baria
49.	Sartika Sahu
50.	Barun Ku. Bhoi

51.	Jayanti Bhoi	02.	Gopi Chandra Suna
52.	Sukanti Saha	03.	Kunja Bihari Suna
53.	Gobinda Panda	04.	Kshya Bag
54.	Krupasindhu Sahu	05.	Chandramani Pal
55.	Indramani Kather	06.	Dhanamati Bag
56.	Mangal matari	07.	Ananta Sagar
57.	Pita Bhoi	08.	Biranchi Nanda
58.	Ugrasen Bhoi	09.	Bidyadhara Suna
59.	Pardesi Bhoi	10.	Dusmant Paud
60.	Mayuri Bhoi	11.	Sukru Ku. Seth
61.	Tapaswini Bhoi	12.	Khageswara Sahu
62.	Raibati Sahu	13.	Saraswati Bag
63.	Sulochana Motari	14.	Ujali Bag
64.	Banabasi Bag	15.	Srikrushna Bag
65.	Bhagabati Motari	16.	Suban Bag
66.	Bharat Ch. Bag	17.	Tapisa Suna
67.	Jogeswara Porua	18.	Srikanta Suna
68.	Krushna Porua	19.	Kunibai Bag
69.	Hemanta Sahu	20.	Lakru Bag
70.	raj Ku. Podua	21.	Bisikesana bag
71.	Baisakha Porua	22.	Mira Bag
72.	Mantara Moturi	23.	Godamba Sahu
73.	Agasti kaina	24.	Gobardhan Bagarti
74.	Upasi Kaina	25.	Rohit Tripathy
75.	Satyabrata Bhoi	26.	Sidheswara Bag
76.	Bikram Patinda	27.	Baisakhu Butty
77.	Baisakha Kaina	28.	Madan Bag
78.	Sunadei Kaina	29.	Sunita Sahu
79.	Biseswara Kaina	30.	Kumudini Bhoi
80.	Indra Kaina	31.	Sumati Suna
81.	Surendra Kaina	32.	Subarna Bag
82.	Jasoda Bhoi	33.	Giridhari Bag
83.	Nitya Bhoi	34.	Daya Sahu
84.	Nakula Bhoi	35.	Sarbeswar Tripathy
85.	Benudhara Bhoi	36.	Sarita Devi
86.	Debarchan Bhoi	37.	Raghava Bag
87.	Lata Bhoi	38.	Sajak Barik
88.	Sailasata Sahu	39.	Kuma Bag
89.	Nityananda Bhoi	40.	Sujata Nanda
90.	Linga Bhoi	41.	Padmalaya Jal
91.	Ashok Bhoi	42.	Jagabandhu Bag
92.	Abhimanyu Bhoi	43.	Asit Ku. Singh
93.	Tulabat Bhoi	44.	Sankar Bhagati
94.	Bilasini Bhoi	45.	Iban Bag
95.	Chaitanya Panda	46.	Jagannath Sond
96.	Kalinga Bhoi	47.	Nirupa Bhoi
97.	Rameswara Bhoi	48.	Uma Bag
98.	Baruna Bhoi	49.	Rasiya Bag
99.	Jayanti Bhoi	50.	Kumari Bag
		51.	Puspanjali Barik
		52.	Purna Barik
		53.	Biti Bhoi
		54.	Saroj Tripathy
		55.	Bhibhisen Sahu
		56.	Antaryami Sahu
		57.	Balaram Sethy

**District: Bolangir, Block: Bolangir Sadar
G.P.:Khujenpali, Village:Khujenpali**

Sl No.	Name
01.	Jugal Kishore Bag

58.	Indrajit Sahu	09.	Ispu Mahananda
59.	Pika Sagar	10.	Jyotshna Panda
60.	Abhimanyu Bag	11.	Manoranjan Panda
61.	Bhubaneswari Bag	12.	Haris Ch. Panda
62.	Saila Bag	13.	Sarojini Panda
63.	Lalit Deep	14.	MadhusudanaPanda
64.	Ratnakar Suna	15.	Radhusudana Panda
65.	Jagat Ranjan Sahu	16.	Kia Putal
66.	Surendra Nath	17.	Kasta Putal
67.	Makunda Sagar	18.	Stayu Kanan
68.	Saroj Barik	19.	Madhuri Putal
69.	Jayanti Suna	20.	Brundabati Kanora
70.	Partha Jal	21.	Avamani Putal
71.	Ratnakar Suna	22.	Sudharam Putal
72.	Judhisthira Deep	23.	Jayanti Bag
73.	Lal Ch. Biswal	24.	Sujata Bag
74.	Chaka Nanda	25.	Dolamani Bag
75.	Sriram Suna	26.	Ranjyoti Bag
76.	Dasmati Bag	27.	Rina Sath
77.	Sudhansu Barik	28.	Dasarathi Sath
78.	Indu Mallik	29.	Jogendra Jhula
79.	Puspa Mallik	30.	Janaki Nag
80.	Jyotsna Satpathy	31.	Mantu Nayak
81.	Ambika Bhoi	32.	Lata Nayak
82.	Sasmita Bhoi	33.	Hastari Saha
83.	Saudamini Naik	34.	Bana Budaka
84.	Sanda Bhoi	35.	Sarat Budaka
85.	Satrughana Khasel	36.	Kishori Bag
86.	Sanjukta Jil	37.	Bisakha Kond
87.	Padma Gahir	38.	Upendra Kond
88.	Binodini Bag	39.	Lalita Kond
89.	Narendra Bagarti	40.	Sulochana Sath
90.	Bisikesan Mohanty	41.	Chintamani Sath
91.	Kuni Sathy	42.	Laxmi Gurla
92.	Kunti Bhoi	43.	Sukhasini Sahu
93.	Baisakhu Bhoi	44.	Trilochana Sahu
94.	Purna Sahu	45.	Dalimba Rana
95.	Bhupindar Singh	46.	Surya Chura
96.	Bikram Singima	47.	Adikanda Chura
97.	Santanu Barik	48.	Gobindi Maharana
98.	NityanandaTumund	49.	Sona Bag
99.	Sankar Tripathy	50.	Anu Chura
100.	Purusottam Sahu	51.	Subarna Sath

District: Bolangir, Block:Belpada G.P.:
Ghaguli, Village:Ghaguli P.

Sl No.	Name		
01.	Ghanamani Sahu	52.	Jugan Chura
02.	Gouri Rana	53.	Bada Bag
03.	Banamli Sahu	54.	Janmeswara Kond
04.	Gopinatha Sahu	55.	Subash Hati
05.	Mamata Sahu	56.	Upendra Mahakud
06.	M.D. Sabir	57.	Kasi Chura
07.	Jhulamani Pudu	58.	Lochan Chura
08.	Lokanatha Sahu	59.	Jagannath Bag
		60.	Trinath Chura
		61.	Basu Chura
		62.	Gunru Chura
		63.	Govinda Bag
		64.	Tonku Bag

65.	Indra Bag	15.	Guna Mugri
66.	Chandra Bag	16.	Lata Mugri
67.	Gokul Chura	17.	Dhonji Lata Mugri
68.	Baishnaba Chura	18.	Himansu Kumbhar
69.	Kanhu Chura	19.	Sankar Bhoi
70.	Tarun Chura	20.	Damayanti Rao
71.	Beda Chura	21.	Muna Bhoi
72.	Kunu Chura	22.	Mandakini Bhoi
73.	Sanu Majhi	23.	Tiva Bhoi
74.	Mukunda Chura	24.	Bhagabati Bhoi
75.	Sukunu Bag	25.	Khageswara Bhoi
76.	Sadacheen Chura	26.	Narendra Mallik
77.	Pusu Chura	27.	Kusaleswara Bhoi
78.	Shyama Chura	28.	Rohit Kumbhar
79.	Neheru Chura	29.	ShyamaSundarRan
80.	Jugan Chura	30.	Nandi Raj Behera
81.	Tekechan Chura	31.	Debaraj Behera
82.	Adikand Chura	32.	Nirakar Suna
83.	Suba Chura	33.	Raghumani Suan
84.	Tapasi Chura	34.	Manasi Nag
85.	Janu Chura	35.	Sita Bhoi
86.	Alekh Tandy	36.	Bharati Kumar
87.	Kalan Bag	37.	Surendra naik
88.	Trinath Chura	38.	MakardhwajaBhiva
89.	Gokul Chura	39.	Nisa Nag
90.	Subu Bag	40.	Ullasha nag
91.	Kusta Bag	41.	Nari Akha
92.	Tahasil Chura	42.	Sandhya Akha
93.	Chinu Bag	43.	Meena Sarbanya
94.	Trinath Chura	44.	Subhasini Jal
95.	Gopinath Chura	45.	Chamari Jal
96.	Dasarath Chura	46.	Laxmi Suna
97.	Archi Tandy	47.	Surandri Sagar
98.	PandabaMahananda	48.	Subar Sagar
99.	Muni Tandy	49.	Kartika Sagar
100.	Sikari Chura	50.	Jayanti Kurah
101.	Purna Chura	51.	Jayanta Kurah
		52.	Phagun Kurah
		53.	Pratima harpal
		54.	Amrucha Harpal
		55.	Ramkrushna Kurah
		56.	Sarbeswara Nag
		57.	Nupur Pasid
		58.	Sudhir Ch. Behera
		59.	Madhuri Behera
		60.	Golak Kumbhar
		61.	Ramesh Suna
		62.	Jairam Mallik
		63.	Binodini Sa
		64.	Dhanumati Bag
		65.	Bansa Barik
		66.	Kailash Buduk
		67.	Bisakha Bisi
		68.	Sunita Deep
		69.	Panchamana Bisi
		70.	Lata Mallik

District: Bolangir, Block: Puintala Sadar

G.P.: Atagaon Village:

SI No

Atagoan

Name

01.	Reeta Deep
02.	Janhabi Bhoi
03.	Daitari Bhoi
04.	Chitra Mallik
05.	Kumudini Bhoi
06.	Sabitri Budak
07.	Sabitri Bhoi
08.	Mantu Bhoi
09.	Priti Mohan Suban
10.	Padu Bibi
11.	Lata Kaur
12.	Rameswara Behera
13.	Madan Kumbhara
14.	Anabati Suna

71.	Suman Suna
72.	Bhanumati Suna
73.	Suru Bisi
74.	Promod Ku. Bhoi
75.	Tankadhara Rout
76.	Charusila Rout
77.	Damayanti Bisi
78.	Kaibarta Bhoi
79.	Rupakanti Sath
80.	Basanti Kaur
81.	Arakhita Bhoi
82.	Reena Mallik
83.	Balika Mallik
84.	Biranchi Bhoi
85.	Lalita Naik
86.	Sakuntala Naik
87.	Dhira Bhoi
88.	Jagdish Bhoi
89.	Nirbana Mallik
90.	Hara Mallik
91.	Santi Sath
92.	Sasmita Sath
93.	Jasobanti Sath
94.	Jugal Kishore Nag
95.	Gyana Nag
96.	Suresh Harpal
97.	Gouri Nag
98.	Nandalal Nag
99.	Krupa Nag
100.	Chandan Bhivar

**District: Bolangir, Block: Gudbhal
G.P.: Tusra, Village: Tusra**

Sl No.	Name
01.	Samsum Begam
02.	Samuram Begum
03.	Sukuram Bibi
04.	Yasum Mohammad
05.	Khatun Bibi
06.	Farida Begum
07.	Sabnam Begum
08.	Nagina Bibi
09.	M.D. Masum
10.	Sumitra Begum
11.	Janaka Bagarti
12.	Pramodini Mahali
13.	Suru Mahali
14.	Santosini Bag
15.	Dhoba Bag
16.	Bichitra Bag
17.	Lily Bag
18.	Jayanti Maharana
19.	Muralidhara Sahu
20.	Manok Majhi
21.	Sebati Bag

22.	Japar Bagarti
23.	Kalpana Bagarti
24.	Kanchana Bagarti
25.	Kanaka Bagarti
26.	Nabin Ku. Bagarti
27.	Baidehi Majhi
28.	Ahalya Majhi
29.	Sudama Majhi
30.	Sama dasi
31.	Pitambara Dasi
32.	Bana Bihari Behera
33.	Srimati Ghari
34.	kalakanhu Panda
35.	Lata Nayak
36.	Subal Bagarti
37.	Upasana Adhikari
38.	Pratap Adhikari
39.	Banita Behera
40.	Abhilasa Behera
41.	Bhikari Mahaling
42.	ChandraSekharBehera
43.	Ramesh Ku. Mohapatra
44.	Ananda Bagarti
45.	Uma Maharana
46.	Harapriya Bagarti
47.	Mangal Kishore Bagarti
48.	Sasmita Bhoi
49.	Chanchala Majhi
50.	Ramadevi Jain
51.	Sundri Kumbhar
52.	Sudhir Seth
53.	Padunath Naik
54.	Ajit Kumbhar
55.	Renuka Nag
56.	Susanta Kumar
57.	Biranchi Dharua
58.	Babarta Kumbhar
59.	Barun Deep
60.	Karisma Nag
61.	Saraswati Deep
62.	Gouri Kumar
63.	Kunti Kumbhar
64.	Kasturi Meher
65.	Renuka Kumar
66.	Saroj Nag
67.	Chumki Kumar
68.	Pratapsingh Tandy
69.	G.C. Pandey
70.	Bhakta Bhoi
71.	Kesab Ch. Majhi
72.	Binodini Majhi
73.	Paleswar Kumar
74.	Pratima Kumbhar
75.	Sheela Kumbhar
76.	Sesadev Chatria
77.	Trinath Chatria

78. Rinky Kumar
79. Konsing Tandy
80. Binodini Chatria
81. Saibani Chatria
82. Lata Chatria
83. Artatrana Behera
84. Baidur Koinda
85. Arup Kumbhar
86. Sanjay Behera
87. Arun Ku. Behera
88. Padmini Bag
89. Kalu Mahananda
90. Anupam Kumbhar
91. Ranjita Nag
92. Sarita Bag
93. Asis Nag
94. Pradeep Deep
95. Alekh Kumar
96. Sarathi Mahananda
97. Alekha Mahananda
98. Bharat Kumbhar
99. Subhadra Naik
100. Sankarshan Kumar
101. Shanti Nag
102. Sobhana Deep
103. Rupali Kumbhar

**District: Bolangir, Block: Patragarh
G.P.: Phatamunda, Village: Bharatbahal**

Sl No.	Name
01.	Sana Sahu
02.	Duryodhan naik
03.	Prakash Naik
04.	Arnapurna Singh
05.	Harish Ch. Seth
06.	Kuber Naik
07.	Bhaskara Naik
08.	Fakeer Mohan Thakur
09.	Nityananda Sathpathy
10.	Bighnaraj Tripathy
11.	Susil Karan
12.	Netrananda Bahuka
13.	Premananda Bahuka
14.	Chainu Bahuka
15.	Laxman Patel
16.	Dibyasingh Bahuka
17.	Sasmita Naik
18.	Binodindi Naik
19.	Dhanu Naik
20.	Jugal Kishore Singh
21.	Jagabandhu Brik
22.	Snatana Barik
23.	Santi Barik
24.	Premananda Briha
25.	Trilochan Barik

26. Chaitanya Barik
27. Mahabir Naik
28. Jasobanti Naik
29. Chintamani Naik
30. Brunda Naik
31. Khirasindhu Naik
32. Khyatree Pradhan
33. Kusa nayak
34. Purnima Singh Bubbu
35. Khetra Singh Nag
36. Rahakanta Bhoi
37. Trinath Barik
38. Mangulu Barik
39. Jayanta Ku. Seth
40. Sukadev Seth
41. Chandramani Seth
42. Kanhu Nayak
43. Kirtan Dharua
44. Goutam Dharua
45. Pabitra Meher
46. Benudhara Sahu
47. Banita Sahu
48. Sraswati Pradhan
49. Shanti Bag
50. Nira Nayak
51. Bini Sahu
52. Lata Pradhan
53. Basanta Meher
54. Sukadev Dharua
55. Gupteswara Dharua
56. Dina Meher
57. Chintamani Badhiar
58. Doctor Dharua
59. Humar Meher
60. Ganesh Mher
61. Laxmidhara Bhoi
62. Rudar Kishore Meher
63. Purna Meher
64. Murari Badhia
65. Upendra Meher
66. Kirtan Dharua
67. Tara Meher
68. Pira Meher
69. Lingaraj Meher
70. Surya Meher
71. Ujal Dharua
72. Sasa Misra
73. Giridhari Dharua
74. Purusottam Dharua
75. Uttara Kumar
76. Gopi Kumar
77. Phulastama Dharua
78. Susama Dharua
79. Kasula Dharua
80. Kalisa Tripathy
81. Biranchi Dharua

82. Sulochana Tripathy
83. Baleswara Baria
84. Meenabati Dharua
85. Goutama Dharua
86. Sabarti Dharua
87. Banu Dharua
88. Hemaballabha Tripathy
89. Swapnaghana Sath
90. Mana Sahu
91. Bulu Nayak
92. Dingar Dharua
93. Tikilal Komar
94. Tilottama Mher
95. Chuttari Meher
96. Rohit Meher
97. Tolottama Meher
98. Sitra Meher
99. Chintamani Meher
100. Dhanamati Meher
101. Rangani Badhia

District: Bolangir, Block: Deogaon
G.P.: Bhutiabahal, Village: Bhutiabahal

Sl No.	Name
01.	Kailash Ch. Bhoi
02.	Sabitri Nayak
03.	Barsha Patel
04.	Harsha Bhoi
05.	Hara Bhoi
06.	Neheru Bhutia
07.	Reena Bhoi
08.	Subodh Bhoi
09.	Bijay Bhoi
10.	Antaryami Nayak
11.	Bilasa Ponsani
12.	Bharat Seth
13.	Binod Bhoi
14.	Jihananda Bhoi
15.	Prasanna Putel
16.	Dasharatha Bhoi
17.	Mohan Bhoi
18.	Kanti Nayak
19.	Sonu Bhoi
20.	Trinath Bhoi
21.	Mithla Bag
22.	Lata Bhoi
23.	Motiram Bhoi
24.	Chinu Putel
25.	Pinki iIshal
26.	Ketaki Poud
27.	Kalpana Poud
28.	Umakinkara Poud
29.	Belar Poud
30.	Sitaram Bhoi
31.	Madhav Nag

32. Parikshit Suna
33. Megha Haripal
34. Madhav Nag
35. Laxman Nag
36. Gartia Tandy
37. Dharam Nag
38. Kartika Ch. Nag
39. Laxmi Ranjan Tangi
40. Saroj Kumar Barik
41. Seshada Nanda
42. Subash Nag
43. Daitari Sundaria
44. Gokula Nanda
45. Mantu Kalte
46. Marcha Nanda
47. Bhagirathi Nag
48. Dwarika Tandy
49. Biranchi Kaleith
50. Mukunda Nanga
51. Ajit Kalet
52. Suresh Kumbhar
53. Biraja Nanda
54. Arun Tandy
55. Magikhai Tandy
56. Bila Kalet
57. Basanti Nag
58. Sumati Nag
59. Tula Kalta
60. Raghu Kalta
61. Bansidhar Nag
62. Rasna Nanda
63. Gourasankar Nanda
64. Tirtha Raj Suna
65. Ranu Badhia
66. Jalandhar Chamilia
67. Ambika Bhoi
68. Bhagirathi Mallick
69. Basudev Sahu
70. Purnabasi Mallick
71. Subhadra Seth
72. Balaram Mallick
73. Harish Ch. Barik
74. Kumar Mahakuda
75. Kishori Mohakuda
76. Bipin Barik
77. Sricharan Sahu
78. Mantu Barik
79. Subarna Kanti Bag
80. Lalita Sahu
81. Chand Choudhuri
82. Nilamani Choudhuri
83. Manoj Choudhuri
84. Satya Narayan Bhoi
85. Surakha Putal
86. Chandramani Choudhuri
87. Tejaraj Sana Putal

88.	Bijay Choudhuri
89.	Sabita Mallick
90.	Ratan Mallick
91.	Damani Sahu
92.	Tama Choudhuri
93.	Prafulla Kumar Sahu
94.	Narayan Mishra
95.	Sunita Suna
96.	Raju Nag
97.	Ila Nayak
98.	Pruthiraj Patel
99.	Govinda Bhoi
100.	Madhuri Sahu
101.	Benurani Bag

**District: Bolangir, Block: Agalpur
G.P.: Salevata, Village: Salevata**

Sl No.	Name
01	Dasantari Meher
02	Ratnakar Meher
03	Sudam Meher
04	Okia Nayak
05	Ramakumar Meher
06	Amrit Meher
07	Kishore Meher
08	Brundamati Meher
09	Dhanamati Meher
10	Dasaratha Meher
11	Jayarath Meher
12	Laxman Meher
13	Kartika Meher
14	Maheswar Meher
15	Amrit Nayak
16	Biranchi Adebar
17	Satya Mahari
18	Ahalya Behera
19	Muga Sandha
20	Gitanjali Meher
21	Pandav Sethi
22	Canchal Karan
23	Lati Nayak
24	Goura Pattnayak
25	Suna Mishra
26	Lalit Meher
27	Krishna Pattnayak
28	Laxman Pattnayak
29	Santosh Pattnayak
30	Rama Pattnayak
31	Govin Thakur
32	Pancha Meher
33	Arabinda Satpathy
34	Devraj Meher
35	Syama Meher
36	Sarbeswar Meher
37	Jadav Meher

38	Sadhu Meher
39	Govinda Meher
40	Brajalata Seth
41	Charan Sahu
42	Jagdish Sethi
43	Subha Pradhan
44	Akshya Mahalinga
45	Ashoka Mahalinga
46	Kalicharan Das
47	Gajapati Dong
48	Gouracharan Gun
49	Sushil Seth
50	Jagdish Bania
51	Bhakta Majhi
52	Birendra Seth
53	Tushraj Meher
54	Ajaya Kumar Padhi
55	Syamananda Sahu
56	Mahita Rana
57	Subarna Seth
58	Rajkumar Seth
59	Gitu Meher
60	Kailash Meher
61	Kuldeep Panda
62	Sanjana Meher
63	Rinki Dong
64	Anju Majhi
65	Sasmita Sahu
66	Subalaya Meher
67	Bhakta Prasad Majhi
68	Himansu Hota
69	Kuni Seth
70	Barun Satpathy
71	Ramkrushna Hota
72	Barun Satpathy
73	Sadasiv Mahanty
74	Gunanidhi Tripathy
75	Nakul Mahaling
76	Minaketan Dong
77	Chandra Bhoi
78	Rama Dong
79	Satya Sagar Meher
80	Bula Rana
81	Sumitra Meher
82	Aradhana Rana
83	Manju Meher
84	Susant Nayak
85	Guati Rana
86	Bikram Bariha
87	Jayanti Meher
88	Partha Rana
89	Sudam Rana
90	Gangabati Matari
91	Tohali Rana
92	Azad Rana
93	Achyut Rana

94	Yodhistir Sahu	44	Archana Tripathy
95	Suru Seth	45	Janardana Putel
96	Chintamani Rana	46	Ananda Putel
97	Sushala Rana	47	Swapneswar Bag
98	Indramani Rana	48	Subal Bag
99	Kata Rana	49	Sarmistha Bag
100	Basa Rana	50	Surajkanti Bag
101	Sukari Majhi	51	Giridhari Bagar

District: Bolangir, Block:Puintala

G.P.:Chhatamakhana,

Village:Chhatamakhana

Sl. No.	Name		
01	Basanti Harapati	56	Ujhali Bag
02	Magi Kalet	57	Satrughna Bag
03	Giridhari Harpal	58	Kalabati Harpal
04	Munsi Suna	59	Capput Putel
05	Dhanu Mahananda	60	Suraj Putel
06	Syama Sundar Barka	61	Suru Biswal
07	Krupa Bhoi	62	Dinabandhu Karan
08	Jhara Bhoi	63	Sadananda Bag
09	Sampadi Bhoi	64	Gangadhar Mishra
10	Kirtana Bhoi	65	Bibhisen Putel
11	Prasadi Bhoi	66	Bibhisen Putel
12	Srilekha Nayak	67	Sudarsan Karan
13	Arakhita Nayak	68	Matha Karan
14	Biswabihari Nayak	69	Aruna Pradhan
15	Janmejaya Bhoi	70	Banita Sahu
16	Maharagu Bhoi	71	Chandrakanta Mishra
17	Sartika Bhoi	72	Madan Giribala
18	Satrughna Bhoi	73	Sarojini Bag
19	Budu Dong	74	Chhatra Bhoi
20	Ana Dong	75	Subhakanta Putel
21	Dukhi Marle	76	Ganasha Gohari
22	Arjun Putel	77	Dinabandhu Gohari
23	Parama Nayak	78	Rangadhara Bagarti
24	Mahaguru Bhoi	79	Udayahari Bag
25	Kirtana Bhoi	80	Surendra Harpal
26	Krushna Chandra Bhagat	81	Dilip Harpal
27	Purna Basi Bag	82	Kirti Bag
28	Kailash Chandra	83	Mupali Barik
29	Bilasa Gahari	84	Sansara Karan
30	Jayant Gahari	85	Bhima Putel
31	Pradoshi Gahari	86	Daman Putel
32	Gangaram Gahari	87	Ganeswara Bag
33	Kumari Gahari	88	Shiva Putel
34	Sabita Gahari	89	Subhadra Karan
35	Kodana Bhoi	90	Santi Karan
36	Sumati Bhoi	91	Karuna Puti
37	Sambhu Baria	92	Anju Putel
38	Puspanjali Ghibila	93	Benu Tandi
39	Urmila Dong	94	Susama Tandi
40	Ahalya Ghibila	95	Susanta Tandi
41	Rasam Putam	96	Barsa Tandi
42	Sabitri Putal	97	Pradip Tandi
43	Syama Sundar Putal	98	Sabitri Mishra
		99	Laxmi Mishra

**District: Bolangir, Block: Agalpur
G.P.: Bharsuja, Village: Bharsuja**

Sl No.	Name
01	Bilasini Patra
02	Upasi Patra
03	Sumati Pradhan
04	Anjali Patra
05	Bhagirathi Pradhan
06	Ashok Kumar Patra
07	Sarojini Patra
08	Mala Patra
09	Arnapurna Sahu
10	Chandrakanti Patra
11	Sangita Pradhan
12	Harapriya Pradhan
13	Sripati Patra
14	Haldhar Pradhan
15	Kapurchand Rana
16	Bipit Bihari Sahu
17	Sivil Sahu
18	Bhagabata Patra
19	Dwija Patra
20	Satia Nayak
21	Pradip Patra
22	Chandrakanti Patra
23	Amulya Patra
24	Hrudananda Rana
25	Nandan Patra
26	Baleswara Rana
27	Fakir Patra
28	Boula Barik
29	Keshaba Barik
30	Surendra Patra
31	Surachi Patra
32	Mahendra Putel
33	Tapita Putel
34	Gouranga Chandra Bhoi
35	Surendra Chandra Bhoi
36	Ramakanta Patra
37	Karpura Bhoi
38	Bata Bhoi
39	Binodini Bhoi
40	Rajendra Kumar Bhoi
41	Padmini Bhoi
42	Santosini Patra
43	Amani Putel
44	Pradip Bhoi
45	Janaki Bhoi
46	Munu Sahu
47	Chia Sahu
48	Ramachandra Bhoi
49	Rinku Podar
50	Keshab Podar
51	Iswara Tripathy
52	Ramesh Agarwal

53	Dayanidhi Patra
54	Fakir Yotish
55	Mohan Podar
56	Dilip Kumar Sahu
57	Sasanti Mishra
58	Binaya Bhusan Mishra
59	Harihar Bhoi
60	Gobardhan Bhoi
61	Manas Patra
62	Swarna Kanti Bag
63	Chandrakanti Bhoi
64	Gobardhan Bhoi
65	Binaya Bag
66	Radhasyama Mishra
67	Duryadhana Sahu
68	Govinda Sahu
69	Firoj Patra
70	Bisaka Sahu
71	Chiku Dalai
72	Sebati Patra
73	Sandhya Patra
74	Biswa Bhoi
75	Manas Sahu
76	Multi Barik
77	Daitari Barik
78	Agasti Patra
79	Haladhar Bhoi
80	Arun Patra
81	Jagadananda Patra
82	Parikshit Sahu
83	Madan Patra
84	Padmini Patra
85	Kalpna Meher
86	Basanti Sahu
87	Dileswar Barik
88	Sahadev Sahu
89	Ganapati Mishra
90	Belar Patra
91	Taramani Patra
92	Madhu Patra
93	Sara Rana
94	Dabananda Bhoi
95	Minaketan Patra
96	Ratu Putel
97	Susanta Putel
98	Fakir Rana
99	Deleswar Putel
100	Laxman Pradhan
101	Sumitra Putel

**District: Bolangir, Block: Deogaon
G.P.: Badabandha, Village: Karuajhar**

Sl No.	Name
01	Sudhir Bag
02	Agasti Bag

03 Lingaraj Bhoi
04 Chaitanya Bhoi
05 Rajesh Paud
06 Gulab Bhoi
07 Dayabandhu Samal
08 Rajesh Bihari Pudha
09 Gokula Sahu
10 Sunanda Sahu
11 Ganesh Pradhan
12 Sudam Behera
13 Dilip Sahu
14 Rohita Patra
15 Benudhara Sahu
16 Madan Mohan Pradhan
17 Debraj Mahakud
18 Sudhansu Sekhar Pudha
19 Goura Bhoi
20 Ungra Sahoo
21 Upendra Bagarti
22 Madhavi Kalsi
23 Krushna Manhira
24 Sishu Manhira
25 Suru Poud
26 Tekeswar Manhira
27 Khamaku Pradhan
28 Jena Kudana
29 Arati Kalsi
30 Purandar Bhoi
31 Basumati Sahu
32 Tula Bhoi
33 Satya Narayan Sahu
34 Supal Sath
35 Raghu Sahu
36 Balamati Bhoi
37 Ukiya Bhoi
38 Dula Banchuru
39 Chandrama Mallick
40 Hadu Sath
41 Sushil Sath
42 Nakul Mahali
43 Guria Manhira
44 Hansa Dal
45 Prafula Bhoi
46 Dhabaleswar Thanapati
47 Luna Sahoo
48 Rameswari Singhdeo
49 Japa Sahoo
50 Prabhati Thanapati
51 Lata Bagarti
52 Basudev Bagarti
53 Binita Bisi
54 Sarojini Sabar
55 Galahi Manhira
56 Mahal Manhira
57 Siva Prasad Bhoi
58 Dina Pradhan

59 Narasingha Bhoi
60 Jogeswara Bhoi
61 Tikeswari Manhira
62 Dukhia Bhoi
63 Baisakhu Bisi
64 Sasi Sabar
65 Dhanamani Chandan
66 Mamata Bisi
67 Kasturi Bisi
68 Santosini Bhoi
69 Manoranjan Bhoi
70 Charbhuj Sahoo
71 Nidhi Pradhan
72 Narayan Sahu
73 Narayan Pradhan
74 Laxmi Sahu
75 Tulasi Sahu
76 Surakha Sahu
77 Pradyumna Barik
78 Raj Kishore Sahu
79 Narendra Barik
80 Sanjep Seth
81 Dilip Seth
82 Mulasti Bag
83 Yudhisthir Bag
84 Sunil Kumar Bhoi
85 Dayanidhi Samal
86 Srikanta Sahu
87 Rama Chandra Sahu
88 Pramod Bhoi
89 Antaryami Pradhan
90 Bahadur Kalsi
91 Raghuraj Singdev
92 Ananda Nag
93 Drupati Pradhan
94 Raj Kishore Bhoi
95 Bidyadhara Sahu
96 Akshyaya Mahakud
97 Abodh Mahakud
98 Surubala Manhira
99 Sunadhar Bhagat
100 Jayant Mahaling

**District: Sonapur, Block: ulunda
G.P.: Jaloe, Village: Saharapalli**

SlNo.	Name
1.	Suru dhela
2.	Machhindra dash
3.	Madhaba dash
4.	Bhagirathi bagh
5.	Ananta nag
6.	Dilip dash
7.	pursotam karaj
8.	Giridhari nanda
9.	Krishna dash

**District: Sonapur, Block: Sonapur
GP: Khari, Village: Khari**

SI No.	Name
1	Kaibatya Bhoi
2	Siba Bariha
3	Nabin Bhoi
4	Chaka Putei
5	Padmanabha karma
6	Manoj kumar nanda
7	Gurubari padhan
8	Sridhar Patel
9	Satyanarayan ratha
10	Kirti Patel
11	Santosh kumar Patel
12	Lokanath Mohanty
13	Gajra Putal
14	Bhagirathi Bhoi
15	Trilodha Bokul
16	Sapen swamera
17	Chinmaya Putal
18	Ganga Putal
19	Bhagba Putal
20	Rebati Kshta Dash
21	Ramesh Dash
22	Suru Bagh
23	Sadananda Swain
24	Duryodhana Sahu
25	Haribol Sahu
26	Pankajeeni Hota
27	Manas Kumar Sahu
28	Ketka Sahu
29	Mathura Dash
30	Sharala Dash
31	Ratan Dash
32	Dasarath Bagh
33	Josna Dash
34	Rantakar Sarangi
35	Manas Kumar Sarangi
36	Gadadhar Sarangi
37	Ram Sahu
38	Trilochan Barik
39	Dulari Sahu
40	Pratap Kishor Nanda
41	Hemlata Bhoi
42	Sitakant Bhoi
43	Mana majhi
44	Sushil Jari
45	Laxmi Narayan Majhi
46	Haladar Majhi
47	Makardhwaj Mallik
48	Lakpati Mallik
49	Purna Mahakur
50	Basanti Mallik
51	Narayan Mashi

52	Satya Mashi
53	Kairi Mashi
54	Joshnath Sahu
55	Santosh Kumar Mishra
56	Bishnu Basha
57	Jara Jani
58	Gobind Nag
59	Krushna Chandra Sarangi
60	Subash Mishra
61	Chak Mahira
62	Santosh Manhira
63	Gouri Nagh Katha
64	Swapneswar Sahu
65	Bisweswar Sahu
66	Tankadhar Salma
67	Sumanta Bhoi
68	Rama Sahu
69	Khogeswar Sahu

**District: Sonapur, Block: Sonapur
GP: Khaliapali, Village: Kudapali**

SlNo.	Name
1.	Surubali Bagh
2.	Kalandi Nayak
3.	Prabhathi Bagh
4.	janaki Bagh
5.	Pauswara Bhoi
6.	Karamchand Tarai
7.	Bedi Bagh
8.	Labani Cheria
9.	Chhullia Sandha
10.	Charua Sandha
11.	Laria Sandah
12.	Bali Bhagirathi
13.	Bhumi Taria
14.	Nabin Kumar Mishra
15.	Kunjanath Bhuian
16.	Kunjanath Bhuian
17.	Dheku Seth
18.	Bisweswar Mahakur
19.	Rukmini Bag
20.	Sukdeb Mishra
21.	Bandhu Bhagirati
22.	Thakur Kumar Mishra
23.	Radhe Bagarti
24.	Surya Kumar Mishra
25.	Subash Bagarti
26.	Chakra Bagrati
27.	adhikari Pandey
28.	Ainthu Bhuian
29.	Birendra Mishar
30.	ghasirani Brika
31.	San tosh Kumar Mishar
32.	Chamar Barika
33.	Chakra Barika

34. Chandra sekhar Barika
 35. Bahadur Chhataria
 36. Lalit Mohenam
 37. Sidheswar Mohenam
 38. Bisheswar Mohenam
 39. chak Mohenam
 40. Baruna Mohenam
 41. Arun Mohenam
 42. Kaleched Bagarti
 43. Shanti Bagarti
 44. Padath Mohenam
 45. Gourang Sena
 46. Atuku Sena
 47. Nirmal Behera
 48. Munsi Behera
 49. Achyuta Khandasiri
 50. Biswamitra Khandasiri
 51. Dutiya Khandasiri
 52. Sukar Padhan
 53. Chintamani Behek
 54. Lakhyapati Khndasiri
 55. Kasta Khandasiri
 56. Ganga Padhan
 57. Tekur Khandasiri
 58. Sun Padhan
 59. Brundabana Padhi
 60. Duryodhana Padhan
 61. Subala Bastia
 62. Bahidhar Khandasiri
 63. Nakwa Khandasiri
 64. Sadhu Khandasiri
 65. Chatur Padhan
 66. Dasaratha Khandasiri
 67. Jadu Khandasiri
 68. Kanhu Khandasiri
 69. Kusnath Dash
 70. Tripura Dash
 71. Niranjana Dash
 72. Mahadev Padhan
 73. Sushila Padhan
 74. Chabrasa Padhan
 75. Lalit Padhan
 76. Pramod Kumar Dash
 77. Sankirtan Padhan
 78. Bhargabi Dash
 79. Doctori Naik
 80. Sadhu Naik
 81. Jogindar Kumar Dash
 82. Snehalata Pujhari
 83. Bhuban Karmi
 84. Ankita Dash
 85. Suratam Putal
 86. Nabin Prasad Mishra
 87. Padmalochan Naik
 88. Shantilata Pujhari
 89. Padmini Panda

90. Biju Pujhari
 91. Nabin Kishor Pujhari
 92. Pitambar Naik
 93. Chndrasekhar Pujhari
 94. Sabita Pujhari
 95. Srikrushna Muduki
 96. Dasaratha Naik
 97. Raju Barik
 98. Palgiri Naik
 99. Deba Naik

**District: Sonapur, Block: Birmaharajpur
 GP: Laturpank, Village: Laturpank**

SINo.	Name
1.	Netra Jagdak
2.	Ratra jagdak
3.	Jnyadei Jagdak
4.	Kaba Jagdak
5.	Umesh Jagdak
6.	Basubandhu jagdak
7.	Jibardan Dhal
8.	Ananda Padhan
9.	Ghusri Ketu
10.	Mamta Bhol
11.	Dhanmati Mallik
12.	Minakshi Padhan
13.	Ganda Padhan
14.	Saibani Mahakur
15.	Ashok Sahu
16.	Pratima Meher
17.	Ratra Bishi
18.	Jyotsnamayi Bhoi
19.	Desanta Bhoi
20.	Ramdash Rana
21.	Dharani Rana
22.	Sushil Kumar Pradhan
23.	Shyam Meher
24.	Hari Rana
25.	Joshda Rana
26.	Mira Bhakta
27.	Bablu Rana
28.	Mera Bisi
29.	Saumitri Patra
30.	Narayan Dhar
31.	Ghundu Jagdi
32.	Himanshu Khura
33.	Dambaru Buda
34.	Arabinda Buda
35.	Srimant Buda
36.	Barun Jagdish
37.	Gopal Khura
38.	Durga Kalayat
39.	Dhyani Mahakur
40.	Sukanti Patra
41.	Yudhistir Patra

42. Jusi Buda
 43. Ghurda Buda
 44. Bhikari Buda
 45. Alekh Khura
 46. Ainthu Khura
 47. Manu Khura
 48. Bibhuti Mahakur
 49. Bahi Jagdik
 50. Bharat Tondia
 51. Baishnav Dehur
 52. Srinibas Mahakur
 53. Padmini Bhoi
 54. Pramod Kumar Patra
 55. Sanjib Dehur
 56. Santosh Dehur
 57. Soma Pradha
 58. Tarani Mahakur
 59. Satrugana Kamil
 60. Mamita Patra
 61. Jamuna Bisi
 62. Lalit Mahadev
 63. Udia Pradhan
 64. Srimati Patra
 65. Madhi Pradhan
 66. Bansidhar Pradhan
 67. Saraswati Patra
 68. Khiradri Kamil
 69. Suramani Sahu
 70. Santosh Pradhan
 71. Susanta Pradhan
 72. Ranjan Kumar Pradhan
 73. Trinath Meher
 74. Pabitra Pradhan
 75. Sabitri Pradhan
 76. Tapaswini Padha
 77. Ujjwal Padhan
 78. Kesab Padhan
 79. Satyanarayan Mahakur
 80. Babli Pradhan
 81. Haldar Pradhan
 82. Lalu Bhukta
 83. Sukru Bihi
 84. Rushi Bhukta
 85. Dasharathi Kheti
 86. Banegua Kheti
 87. Desantara Bhoi
 88. Ratra Rana
 89. Surendra Bisi
 90. Bideshi Mahapatra
 91. Bhima Dehur
 92. Rautuka Dehur
 93. Sukita Pradhan
 94. Kehuncha Sahu
 95. Padnava Sahu
 96. Rajendra Patra
 97. Suramani Sahu

98. Pradip Dash
 99. Sanjib Dash
 100. Golekh Patra

**District: Sonapur, Block: Tarabha
 G.P.: Sibtula, Village: Atasingha**

SLNo.	Name
1.	Sindhu Das
2.	Ratra Biswal
3.	Jogeswar Biswal
4.	Tikeswar Biswal
5.	Tana Ku. Biswal
6.	Sashi Biswal
7.	Barun Nag
8.	Janaki Biswal
9.	Phagun Biswal
10.	Arjun Biswal
11.	Darasing Biswal
12.	Chanda das
13.	Rabinath Biswal
14.	Bira Biswal
15.	Hari Singh
16.	Raghu Biswal
17.	Tikilal Biswal
18.	Radhe Biswal
19.	Hara Biswal
20.	Radhu Biswal
21.	Nitei Biswal
22.	Tanka Kumbhar
23.	Japa Biswal
24.	Sonalsing Biswal
25.	Ujal Biswal
26.	Dambaru Nag
27.	Doulat Nag
28.	Upendra Nag
29.	Jayant Nag
30.	Nata Sarbang
31.	Dasarath Tandi
32.	Gumbari Deep
33.	Jasabati Sarbang
34.	Siba tandi
35.	Arakhita Tandi
36.	Sarjan Tandi
37.	Hukum Tandi
38.	Parikhita Tandi
39.	Jhatu Tandi
40.	Sankarsan Tandi
41.	Gouri Kumbhar
42.	Sarat Tandi
43.	Ganeswar Tandi
44.	Pandab Tandi
45.	Moti Kumbhar
46.	Hita Nag
47.	Jadumani Kumbhar
48.	Dayanidhi Biswal

49.	Sachidananda Kumbhar	105.	Bharat Thoria
50.	Sashikanta Nag	106.	Pramod Thoria
51.	Narendra Nag	107.	Syama Barik
52.	Pankaj Nag	108.	Laxman Mishra
53.	Nami Naik	109.	Bishnu Barik
54.	Nila Nand	110.	Santilata Das
55.	Gadadhar Naik	111.	Ghundu Bhoi
56.	Suresh Dalabehera	112.	Gourahari Das
57.	Dasarath Naik	113.	Kartik Jal
58.	Nata Pradhan	114.	Jana Jal
59.	Nagendra Chouhan	115.	Mard Thanapati
60.	Rama sahu	116.	Brundaban Putel
61.	Rajendra Dalabehera	117.	Pratap Mishra
62.	Manoranjan Chohan	118.	Sabita
63.	Laxmi Kumbhar	119.	Basanta Nag
64.	Umesh Couhan	120.	Laxman Karn
65.	Ramesh Chouhan	121.	Pradeep Das
66.	Budu Couhan	122.	Jimutabahan Bariha
67.	Sarjan Chouhan	123.	Sankar Mishra
68.	Kamailu Chouhan	124.	Fakirmohan Pujari
69.	Kalakanhu Chouhan	125.	Subash Karn
70.	Kambupani Chouhan	126.	Sankar Jal
71.	Jhagudu Chouhan	127.	Jagya Senapati
72.	Rama Pradhan	128.	Rajat Barik
73.	Isvara Pradhan	129.	Kali Ch. Das
74.	Ghumisuta Gru	130.	Kanchu Das
75.	Budha Mahakud	131.	Ashamanjori Das

**District: Sonapur, Block: Sonapur
G.P.: Bishimunda, Village: Sagarpalli**

	<i>SLNo.</i>	<i>Name</i>
81.		Rostia Karmi
82.		Magan Pradhan
83.	1.	Pabitra Bisi
84.	2.	Biduja
85.	3.	Purn Ch. Bisi
86.	4.	Purusotam Bisi
87.	5.	Sibaram Bisi
88.	6.	Tosada Pradhan
89.	7.	Hadu Pradhan
90.	8.	Santosh Pradhan
91.	9.	Sankar Pradhan
92.	10.	Biswamitra Nial
93.	11.	Darabari tandia
94.	12.	Bishnu Mahanand
95.	13.	Subal Mahanand
96.	14.	Haraihar Tripati
97.	15.	Gourang Tandia
98.	16.	Makardhyoj Pradhan
99.	17.	Beda Bhesara
100.	18.	Meghu Bhesra
101.	19.	Lakshyapati Suna
102.	20.	Gajapati Suna
103.	21.	Mahendra Suna
104.	22.	Desanta Bhesra
	23.	Sana Behera

24.	Rayapati Suna	80.	Angada Bisi
25.	Jagannath Bhesra	81.	Sukadeb Rout
26.	Syama Suna	82.	Sribaschha Bisi
27.	Rajendra Suna	83.	Satyanarayan Bisi
28.	Subal Mahanand	84.	Dhubani Hotta
29.	Brunda Mahanand	85.	Dhruba Ch. Hotta
30.	Satyabhanu Suna	86.	Chaitanya Sethi
31.	Murali Mahanand	87.	Chandrakanti Meher
32.	Anadi Sahu	88.	Surendra Naik
33.	Angada Sahu	89.	Sanjit Hotta
34.	Lingaraj Podhan	90.	Ananta Pradhan
35.	Santi Adjwali	91.	Laxman Sahu
36.	Suryakanti Podhan	92.	Urmila Meher
37.	Banka Amanta	93.	Aladin Sahu
38.	Judhisthir Karn	94.	Bada Behera
39.	Lalita Pradhan	95.	Gedhal Behera
40.	Manda Sahu	96.	Mangulo Behera
41.	Raju Sahu	97.	Jayanti Barik
42.	Debaraj Sahu	98.	Madhusudan Mishra
43.	Gopi Behera	99.	Hurshi Barik
44.	Aladini Nag	100.	Janma Barik
45.	Pancha Adaba	101.	Belar Barik
46.	Umesh Meher	102.	Hadu Jal

**District: Sonepur, Block: Ulunda
G.P.: Bisipada, Village: Bisipada**

	<i>SLNo.</i>	<i>Name</i>
52.		Birendra Bhoi
53.	1.	Ramesh Thanapati
54.	2.	Dinabandhu Behera
55.	3.	Bhagirathi Thanapati
56.	4.	Pitabash Behera
57.	5.	Rajendra Badamali
58.	6.	Akshya Thanapati
59.	7.	Kunjabihari Naik
60.	8.	Doulata Naik
61.	9.	Jagannath Dalai
62.	10.	Baidyanath Dalai
63.	11.	Santilata Naik
64.	12.	Janma Naik
65.	13.	Surendra Sanabada
66.	14.	Janaki Sanabada
67.	15.	Sabita Dalai
68.	16.	Urmila Behera
69.	17.	Parma Behera
70.	18.	Dhanamati Bisi
71.	19.	Abhisekh Sethi
72.	20.	Druba Ch. Sethi
73.	21.	Hina Behera
74.	22.	Prabhakar Sanabada
75.	23.	Biranchi Sanabada
76.	24.	Dhurmu Naik
77.	25.	Sanju Sarkar
78.	26.	Sanjita Meher
79.	27.	Aswani Mishra

28.	Palan Suar	84.	Daitari Pradhan
29.	Subhadra Bhoi	85.	Gopal Pradhan
30.	Rama Sahu	86.	Sachidananda Pradhan
31.	Ashoke Meher		
32.	Biswambar Sethi	87.	Syama Pradhan
33.	Bimala Naik	88.	Labour Pradhan
34.	Kalia Bhoi	89.	Sabita Pradhan
35.	Niranjan Nayak	90.	Bhargabi Behera
36.	Duryodhan Naik	91.	Upendra Behera
37.	Bharat Pradhan	92.	Gourahari Meher
38.	Raghunath Meher	93.	Bedamati Meher
39.	Ramratan Pradhan	94.	Sujata Pradhan
40.	Biswamitra Pradhan	95.	Kalyani Pradhan
41.	Bibhisan Pradhan	96.	Bethikhia Pradhan
42.	Udaya Meher	97.	Bijil Meher
43.	Mangul Meher	98.	Hemasagar
44.	Sarathi Pradhan	99.	Baikuntha Pradhan
45.	Ranjan Bhoi	100.	Pabitra Sethi
46.	Gopa Pradhan	101.	Nata Das
47.	Basanta Sandh	102.	Sitaram Meher
48.	Netra Pradhan	103.	Suresh Meher
49.	Saheb Bhoi	104.	Ainthu Meher
50.	Mohan Bhoi	105.	Pitabash Meher
51.	Hadu Tanhar	106.	Akshya Pradhan
52.	Sasibhusan Pradhan	107.	Manash Meher
53.	Abanti Pradhan	108.	Debarchan Meher
54.	Kailash Pradhan	109.	Sankar Meher
55.	Dhobani Pradhan	110.	Radhe Meher
56.	Padanu Pradhan	111.	Chaturbhuj Meher
57.	Dhulai Meher	112.	Binjal Thapa
58.	Sriram Meher	113.	Dinabandhu Meher
59.	Mangul Meher	114.	Manoranjan Pradhan
60.	Lalit Meher	115.	Kali Ch. Pradhan
61.	Sadhurani sahu	116.	Bhagaban Pradhan
62.	Madhu Sahu		
63.	Lalit Meher		
64.	Madya meher		
65.	Bira Meher		
66.	Praneswar Meher		
67.	Burunda Pradhan		
68.	Kumudini Meher		
69.	Kaudrap meher		
70.	Udhab meher		
71.	Purna Ch. Meher		
72.	Sumanta Meher		
73.	Abhimanyu Meher		
74.	Kumar meher		
75.	Dasarath Meher		
76.	Susil Meher		
77.	Purna Ch. Pradhan		
78.	Guhalu Pradhan		
79.	Gupteswar Pradhan		
80.	Bishnu Pradhan		
81.	Kalia Pradhan		
82.	Gopa Pradhan		
83.	Janma Pradhan		

