

# CHAPTER 19

## DEVELOPMENT OF WOMEN

19.01 Women constitute about 50 percent of total population of the State and are playing a vital role in national development. But they wallowed for many years in the mire of illiteracy, poverty, obscurantism and exploitation. Successive plan periods underlined the attempt to bring the women at par with men to play an equally, active and meaningful role in all spheres of national life. With gradual spread of education, health care and empowerment, there has been a paradigm shift in the status and position of women and they are rolls in the society. Governments have been playing a proactive role in ensuring adequate representation of women in different socio-economic and political areas.

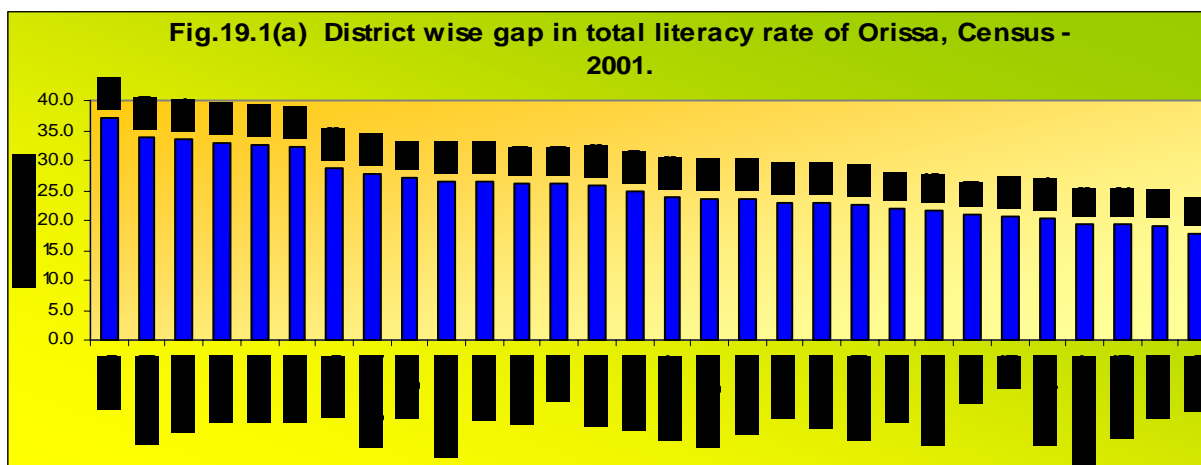
### **FEMALE LITERACY**

19.02 Female literacy rate in the State has consistently been lower than that of males. Though the female literacy rate in the State increased from 4.5% in 1951 to 50.51% in

2001, it is still marginally lower than the national average of 54.16% and also much lower than the male literacy rate of 75.35% in the State. In rural areas, the female literacy rate is 46.66%. The literacy rate is significantly higher in urban areas than in rural areas both for the country and Orissa. During 1991, rural literacy rate for the country was 44.7% and urban literacy rate was 73.1%, which increased to 58.7% and 79.9% respectively during 2001. The corresponding increase for Orissa was 45.5% to 59.8% for rural and from 72% to 80.8% for urban sectors .During the period 1991-2001, the increase in literacy was relatively more faster in rural than the urban sectors. The gender gap in literacy in rural areas was much higher than urban areas both for the country and Orissa. The literacy rate of Orissa for Census 1991 and Census 2001 is given in Table-19.1. The district-wise gap in literacy rate is reflected in Fig--19.1(a).

**Table 19.1**  
**Category wise literacy rate in Orissa as per Census 1991 & 2001.**

<b>Census 1991</b>									
	<b>All category</b>			<b>Scheduled Caste</b>			<b>Scheduled Tribe</b>		
	Person	Male	Female	Person	Male	Female	Person	Male	Female
Rural	45.5	60	30.8	35.4	21.6	19.4	21.3	33.4	9.3
Urban	72.0	81.2	61.2	47.8	62.1	32.3	40.9	52.9	27.7
Total	49.1	63.1	34.7	36.8	52.4	20.7	22.3	34.4	10.2
<b>Census 2001</b>									
Rural	59.8	72.9	46.7	54.2	69.5	38.8	36.1	50.4	22.1
Urban	80.8	87.9	72.9	65.3	77.6	52.4	58.1	69.8	45.8
Total	63.1	75.3	50.5	55.5	70.5	40.3	37.4	51.5	23.4

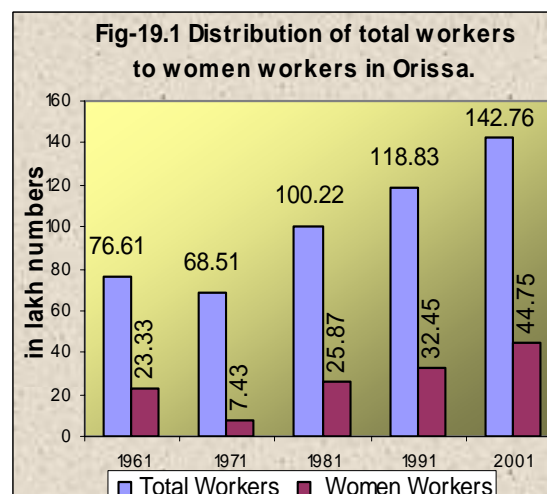


19.03 For development of female education; educational institutions including Kanyashrams have been established exclusively for girls, particularly in low literacy tribal areas. Mandatory provision has been made to provide free education for girls starting from Primary to Post Graduate level. ITIs and polytechnics exclusively for women have been opened to provide them professional training.

### WOMEN IN WORK FORCE

19.04 As per 1971 Census, the percentage of women workers to total workers was 10.85%. Thereafter it shows an increasing trend over the years and moved up to 31.35% by 2001 Census. It is further revealed that the percentage of women workers in the rural areas is always much more than that in urban areas. According to 2001 population Census, the percentage of female workers in the urban areas is 15.45%, while the same stands at 33.47% for rural Orissa. Fig. 19.1 represents the distribution of total workers to women workers in Orissa.

### ECONOMIC SURVEY



Source: Census of India.

19.05 Further the Census data reveals that the percentage of women workers to total workers under the category of main workers has marginally increased from 16.18% in 1981 to 16.53% in 2001 Census. But percentage of marginal workers to total marginal workers has decreased from 85.80% in 1981 to 61.66% in 2001 Census.

### EMPLOYMENT OF WOMEN IN AGRICULTURE AND ALLIED ACTIVITIES

19.06 Women workers participate actively in agriculture including farm operations like

sowing, transplanting, weeding, hoeing and harvesting, whereas the majority of male workers attend to ploughing operations. The women are employed sporadically and seasonally often with lower wages in comparison with their male counterparts. Widespread illiteracy and lack of social mobility account for concentration of women in agriculture.

19.07 Further, it is also revealed from the Census data that, though the percentage of women workers engaged in agricultural sector (cultivator and agricultural labourers) to total women work force, increased from 42.75% in 1981 Census to 47.07% in 1991 Census, it has declined to 21.43% in 2001 Census. This indicates that women workers now shift their preference from agricultural sector to other sectors.

19.08 The Census figures since 1951 also revealed that about 95% of the total female workers and about 98% of the total female workers engaged in agricultural sector belongs to rural areas. While in 2001, about 94.15% of female workforce is from rural areas, corresponding percentages in 1981 and 1991 Census stood at 94.74% and 95.06% respectively (Table 19.2). Similarly, while 98.54% of the total female workers engaged in agricultural activities during 2001 Census are from rural Orissa, the corresponding percentages for 1981 and 1991 Census were 97.65% and 97.90% respectively.

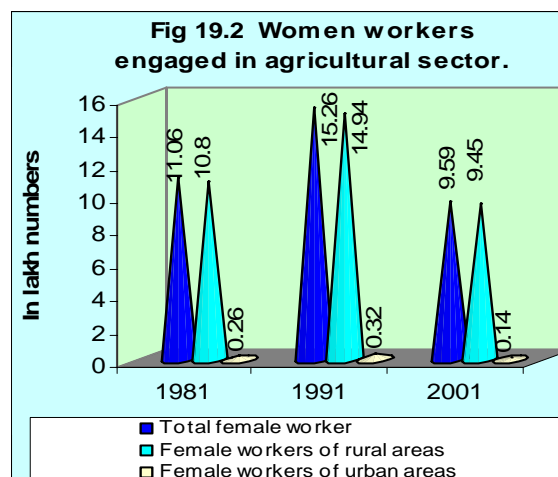
**ECONOMIC SURVEY**

**Table 19.2**  
**Distribution of Female workers.**

Census Year	Total female workers (in lakh)	% to Total	Female workers in Agrl. Sector (in lakh)	% to Total
<b>1981</b>				
Total	25.87	100.00	11.06	100.00
Rural	24.51	94.74	10.80	97.65
Urban	1.36	5.26	0.26	2.35
<b>1991</b>				
Total	32.42	100.00	15.26	100.00
Rural	30.82	95.06	14.94	97.90
Urban	1.59	4.94	0.32	2.10
<b>2001</b>				
Total	44.75	100.00	9.59	100.00
Rural	42.13	94.15	9.45	98.54
Urban	2.61	5.85	0.14	1.46

Source: Census of India.

19.09 The Census data also reveals that about 98% of the total female workers engaged in agricultural activities belong to rural areas. The women workers engaged in agricultural sector since 1981 to 2001 Census with rural, urban break up is reflected in Fig. 19.2.



Source: Census of India.

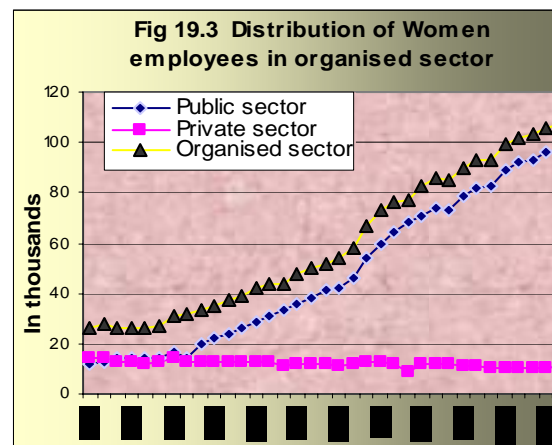
**EMPLOYMENT IN ORGANISED SECTOR**

19.10 The percentage of women employees to total employees in the public sector was only 4.1% in the year 1970, which has increased to 15.3% by the end of 2005. On

the other hand, the percentage of women employees to the total employees engaged in organized private sector was declined from 18.7% to 12.1% within the period from 2000 to 2005. On the whole, percentage of women employees to total employees in organized sector increased from 6.7% to 14.9% during 1970 to 2005.

19.11 Further, it is also observed that the number of women employees in the private sector remained lower than the public sector. Since 1972 and onwards the number of the women employment in private sector remained lower than that of public sector and this gap is being widened over the years. Out of total 0.26 lakh women employees in the year 1972, the number of women employees in public sector establishments was about 0.13 lakh as compared to 0.13 lakh women employees in private sector establishments. But thereafter, the number of women employees in the public sector has increased to 1.00 lakh in 2005, whereas the number of women employees in the private sector establishments have decreased to 0.11 lakh during the same period. The percentage of women employees in the private sector to total women employees in the organized sector was 53.85% in 1970, which decreased to 35.14% in 1980, 19.40% in 1990, and 10.10% in 2000 and it has been only 9.9 % by the end of 2005. During 2005, out of total of 7.45 lakh employees in the organized sector 14.9% were women, of which 90.1% were

engaged in public sector while 9.9% were in private sector.



Source: Directorate of employment, Orissa.

### **Women Empowerment and Five Year Plans:**

19.12 All round development of women has been one of the focal points of planning process in India. **The First Five Year Plan** (1951-56) envisaged a number of welfare measures for women. Establishment of the Central Social Welfare Board (CSWB), organization of Mahila Mandals or Women Clubs and the Community Development Programme was a step in this direction. During the **Second Five Year Plan** (1956-61), the empowerment of women was closely linked with the overall approach for intensive agricultural development programme. **The Third and Fourth Five Year Plans** (1961-66 and 1969-74) supported female education as an important welfare measure. The **Fourth Five year Plan** (1969-74) continued the emphasis on Women's education. During **Fifth Five Year Plan** (1974-79) there was a shift in emphasis from welfare orientation to a developmental approach with the objective of

removal of poverty and attainment of self-reliance. It emphasized on training of women, who were in need of income and protection. Functional literacy programmes got priority. This plan coincided with International Women's Decade and the submission of Report of the Committee on the Status of Women in India. In 1976, Women's Welfare and Development Bureau was set up under the Ministry of Social Welfare. It was to act as a nodal point to coordinate policies and programmes for women's development. The **Sixth Five Year Plan** (1980-85) observed a definite shift from Welfare to Economic Development. It recognized women's lack of access to resources as a critical factor towards impeding their growth. **The Seventh Plan** (1985-90) emphasized on the need for gender equality and empowerment. For the first time, emphasis was placed upon qualitative aspects such as inculcation of confidence, generation of awareness with regards to rights and training on skill development for better employment and higher earning.

19.13 The **Eighth Five Year Plan** (1992-97) focused on the empowerment of women, especially at the grassroots level, through Panchayati Raj Institutions. The **Ninth Five Year Plan** (1995-2000) adopted a strategy of Women's Component Plan, under which not less than 30 percent of funds/benefits were earmarked for women specific programmes. During this plan period, the key elements of **ECONOMIC SURVEY**

the strategy for development of women in the State were to

- *Minimize Gender Gap*
- *Improvement of working conditions*
- *Accord high priority to increase female literacy with quality education.*
- *Focus on reproductive health.*
- *Organize Women Self Help Groups*
- *Improvement of skill through vocational training for economic rehabilitation.*

19.14 The **Tenth Five Year Plan** (2002-07) approach aims at empowering women through translating the recently adopted National Policy for Empowerment of Women (2001) in to action and ensuring Survival, Protection and Development of Women & Children. During this plan four more strategies have been added, namely-

- i. *To improve the nutritional and health status of children below the age of six years.*
- ii. *To reduce the incidence of infant and child mortality and malnutrition.*
- iii. *To ensure that funds / benefits are earmarked for women in all women related sectors.*
- iv. *To include an identifiable Women Component Plan in all sectoral programmes of development to ensure that the benefits reach the women.*

### **PREVENTION OF DOWRY**

19.15 The State Human Rights Protection Cell is monitoring the dowry related cases comprising dowry homicide, dowry suicide, dowry related torture cases of the State. The

Dowry Prohibition Act was enacted by the State Government in 1991. NGOs are being encouraged with financial assistance by the State Government to propagate and organise dowry-less marriages, anti-dowry campaigns, seminars, workshops and street theatres to create mass awareness. Besides, the State Government has also issued special instructions for initiation of disciplinary action against its employees involved in dowry offences. The Government has appointed the Sub-Divisional Magistrates as the Dowry Prohibition Officers to act against dowry offenders. The Government has also appointed Advisory Boards to assist the Dowry Prohibition Officers in related cases. A committee with a senior women officer as chairperson has been set up in the districts by the Collector to monitor the problems of sexual harassment of women at the work place. Similarly, at the state level, the Government has set up a Complaint Committee in the Secretariat with a senior I.P.S. officer to look into the matter. During the year 2005, 2550 numbers of dowry and dowry related cases have been registered as against 2312 cases registered in 2004.

### **STATE COMMISSION FOR WOMEN**

19.16 The State Commission for Women is a statutory body, constituted in 1993 under the State Commission for Women Act, 1993 to sort-out family disputes and problems concerning women and to monitor the condition of women in prisons. The

Commission also intervenes in instances of complaints of sexual harassment and trafficking of women. During 2006 the State Commission for Women received 2778 complaints including 120 dowry deaths, 760 dowry tortures, 77 rapes, 32 kidnapping, 180 cheating rape and 509 misbehaviour cases out of which a total 2418 number of cases have been disposed off, including cases registered in the previous years. During 2007 (up to June) 1352 nos. of cases have been registered and 572 cases have been disposed up.

### **ORISSA STATE SOCIAL WELFARE ADVISORY BOARD (OSSWAB)**

19.17 The Government of India established the Central Social Welfare Board (CWSB) in 1953 for implementation of welfare programme for women, children, handicapped and weaker sections through voluntary organizations. For better implementation of the programme of the CWSB, Orissa State Social Welfare Board came in to existence in 1954 and funding various welfare schemes under specified programmes and grants are being provided by the CSWB for the purpose. The following programmes are being implemented through State Social Welfare Board.

#### **(I) Rajiv Gandhi National Crèche for the children of working and ailing mothers:**

19.18 Registered voluntary organization are being provided with financial assistance to set up crèche units for the children of working and ailing mothers belong to lower income

group. Each unit consist 25 children having age group of 0– 6 years who are provided with health check up care, supplementary nutrition, immunization and sleeping facilities.

19.19 During 2006-07, a total nos. of 355 Voluntary Organizations having 371 units (Rural- 308 and urban-63) were taken advantage of the scheme. An amount of Rs 1.49 crore has been sanctioned and Rs 1.08 crore has been disbursed to these organizations benefiting 9275 beneficiaries.

***lii) Condensed Course of Education for Adult Women:***

19.20 The scheme of condensed course of education for women aims at facilitating social welfare and economic empowerment of women in the age group 15 years and above by providing education and relevant skill. Under this scheme two years non-residential education courses are being provided to enable women to appear primary, middle, HSC and higher secondary examinations and one year non-residential education course for women who have failed in H.S.C or equivalent examination.

19.21 During 2006-07, 20 institutions, including 13 in rural areas have taken advantage of this programme. Out of the sanctioned amount Rs.23.87 lakh, an amount of Rs.3.68 lakh have been disbursed to these institutions and 500 non-resident beneficiaries were benefited.

***(iii) Awareness Generation Programme:***

19.22 The awareness generation programme provides a platform for the rural and poor women to come together to share their experience and ideas and enable them to develop an understanding of their problems and way to tackle themselves. It has also helped women to organize themselves to develop leadership and strengthen women's participation in decision making in this.

19.23 During 2006-07, 116 nos. of institutions including 72 in rural areas availed the advantages of the scheme (decentralized) and 24 institutions including 13 in rural areas availed advantages of the scheme (centralized). Total amount Rs.21.30 lakh have been sanctioned under the scheme out of which a sum of Rs 3.24 lakhs has been disbursed benefiting 5325 beneficiaries. .

***(iv) Family Counseling Centers:***

19.24 The scheme came in to being during 1983 which provides preventive, curative and rehabilitative services to women who are the victims of atrocities, exploitation and maladjustment and also to create awareness about prevailing laws relating to women and children besides providing referral services like free legal aid, police assistance, short stay homes, medical treatment, vocational training etc. This is done to prepare them mentally for re-adjustment with their families through counseling by trained counselors.

19.25 During 2006-07, 33 nos. of institutions including one in rural areas have taken advantages of this programme. Out of total sanctioned amount of Rs.48.25 lakh, Rs.38.58 lakh have been disbursed and 1701 beneficiaries were benefited under this programme.

**(v) Mahila Mandal Programme:**

19.26 This scheme provides Balwadi and maternity services, craft training centre and health services to women, children and physically handicapped. This is an integrated continuing programme and the Board sanctioned grants 75% on the basis of schematic budget pattern and the remaining 25% is met by the concerned voluntary organizations as their contribution. This programme is being implemented through 12 organizations (including 2 in rural areas) in 80 centres. During 2006-07 Rs. 48.58 lakh have been sanctioned under this scheme out of which Rs.24.45 lakh have been disbursed (including previous liabilities) and 8200 beneficiaries were benefited.

**SHORT STAY HOMES**

19.27 Short Stay Home provides institutional services like counseling and guidance, medical and psychiatric check up and treatment facilities for development of skills and relation ship to the women in distress or in difficult circumstances arising out of family disturbances, emotional disturbances and moral danger etc. This is a Central Sector

scheme aimed at providing temporary shelter to such distress persons. During stay, the inmates are trained in various skills and trades. These Short Stay Homes are run by NGOs with grant-in-aid from Government of India. During 2006-07, 36 Short Stay Homes (including 10 in rural areas) were functioning in the State with capacity of 30 in mate each. During 2006-07, there were 1080 inmates and amounts of Rs.1.83 crore have been sanctioned for their maintenance of the above mentioned short stay homes.

**REHABILITATION OF WOMEN IN DISTRESS**

19.28 The objective of this scheme is to come to the rescue of women in distress and provide them training and support for their economic rehabilitation in society. Young widows, un-married mothers, victims of kidnapping, women driven to destitution because of prolonged illness are the categories of women considered to be in distress. The scheme is being operated through 6 NGOs with financial assistance from the State Government. An amount of Rs.3.10 lakh had been provided for the scheme during 2006-07.

**CENTRAL HOME FOR WOMEN**

19.29 Rehabilitation of the destitute and helpless women by providing them different vocational training for their economic liberalization is the main objective of the "Central Home for Women", located at Berhampur. During 2006-07, 20 inmates

were maintained in this Home and vocational training in tailoring, toy making etc. was provided to them.

**SWADHAR**

19.30 “Swadhar” a central sector scheme is being implemented in the State since 2001-02 in order to provide holistic and integrated services to women in difficult circumstances such as destitute widows deserted by their families, women prisoners released from jail and without family support, women survivors of natural disasters who have been rendered homeless and without any social and economic support etc. The project is implemented through a variety of agencies including W&CD department of State Govt., Social Welfare Board, Women Development Corporations, Urban bodies etc. having experience and expertise in rehabilitation of such women on a project to project basis. At present 25 Swadhar Shelter Homes have been sanctioned and functioning in the State with 50 inmate capacity each except two, viz. Vijaya, Puri with 150 inmate capacity and Association for Voluntary Action, Dampur dist- Puri with 25 inmate capacity

**WORKING WOMEN'S HOSTELS**

19.31 Under this scheme financial assistance is being provided to non-government organizations, co-operative bodies, and other agencies engaged in the field of Women's Social Welfare, Women's education, public sector undertakings, local bodies, universities etc. for construction of

buildings for working women with day care centres for children. The Central Govt. bears 75% of the cost where as the State Govt. /concerned NGOs bear the balance 25% of the cost. This scheme envisages provision for safe and affordable accommodation to working women and women being trained for employment and girl students studying in post-schools and professional courses.

19.32 Since inception, funds for 28 Working Women's Hostels have been sanctioned by the Govt. of India out of which 20 hostels for providing accommodation to 1317 nos. of women have been completed. At present 16 hostels having 822nos. of women are operational. Seven building are under construction while one building is yet to be started.

**BALIKA SAMRIDHI YOJANA (BSY)**

19.33 “Balika Samridhi Yojana” launched in the State on 2<sup>nd</sup> October, 1997 with the objective to raise the overall status of the girl child and bringing about a positive change in the family and community attitude towards the girl child. The scheme covers up to two girl children born after 15.08.1997 in BPL families. Up to the year 1998-99, the scheme was implemented as a central plan scheme and an amount of Rs.500/- was given as a grant to the mother of the new born girl child.

19.34 The scheme was revised and recasted as a centrally sponsored scheme with 100% central assistance and the amount is being

deposited in an interest bearing account in a Bank/Post office in joint name of the girl child and CDPO. Since inception till end of March'2007, 3,88,312 nos of girl children have been benefited under the scheme while the highest no of beneficiaries belong to Ganjam district (32894 Nos) and lowest No of beneficiaries were from Debagarh district (2944) A sum of Rs 32.50 crore has been proposed under the scheme for 11<sup>th</sup> Five Years Plan and Rs 6.50 crore for the Annual Plan 2007-08..

#### **STATE OLD AGE PENSION SCHEME (SOAP)**

19.35 The State Old Age Pension scheme is being implemented in the State with effect from 1st April 1975. Under this scheme, the State Government are providing pension @ Rs.100/- per month to old and destitute persons of age 60 years and above, to leprosy patient with visible signs of deformity and to destitute widows irrespective of age. In each case, the annual income of the beneficiary has limited up to Rs.3200/-. The pension amount has been increased from Rs.100/- to Rs.200/- per month with effect from 1<sup>st</sup> April, 2006.

19.36 During 2006-07, the number of beneficiaries targeted to be covered under the scheme is 6.75 lakh and budget provision of Rs.162.00 crore has been made for payment to the targeted beneficiaries.

#### **NATIONAL OLD AGE PENSION SCHEME (NOAP)**

19.37 National Old Age Pension (NOAP) scheme is being implemented in the state since 15<sup>th</sup> August, 1995. Under the scheme, destitute elderly of 65 years of age and above, having no regular means of subsistence are being paid with monthly pension at the increased rate of Rs.200/- per month from 1<sup>st</sup> April, 2006.

10.38 At the beginning of the year 2006-07), the beneficiary target was 493400. But basing on the revised increased allocation of the Government of India (from Rs.5899.77 lakh to Rs.17021.70 lakh) an additional 1,50,000 beneficiaries were included under the scheme to be paid from 1<sup>st</sup> December, 2006. Thus the total beneficiaries target under NOAP scheme became 6,43,400 from 1.12.2006. An amount of Rs.123.08 crore was provided for implementation of the scheme during 2006-07 under state plan sector.

10.39 A sum of Rs.724.32 crore has been proposed for the Eleventh Five Year Plan and Rs.152.21 crore has been proposed for the annual plan 2007-08 to provide pensions to the targeted beneficiary numbering 643400.

#### **MAHILA VIKAS SAMABAYA NIGAM (MVSAN)**

19.40 Orissa Mahila Vikash Samabaya Nigam is a state level nodal agency for empowerment of women. As an apex co-operative society for women, it started functioning w.e.f. 5.3.1991 under

administration control of Women & Child Development, Government of Orissa. MVSN started functioning with an authorized share capital of Rs.1.00 crore which was subsequently enhanced to Rs.5.00 crore. It received managerial subsidy from state government and also received grant-in-aid from state government, government of India as well as from other reputed national and inter national agencies to conduct training on various programmes and issue. At present schemes like Mission Shakti, Swawalamban (NORAD assisted) and Swayam-Sidha are being implemented through MVSN. Besides, MVSN has been declared as the channelising agency for the state extending the benefits of National Handicapped Finance and Development Cooperation (NHFDC) to the disabled persons.

### ***Mission Shakti***

19.41 Mission Shakti a campaign for holistic empowerment of women was launched in March,2001 with the target to form one lakh Women Self Help Groups (WSHGs) by March, 2005. The campaign period was extended up to March, 2008 with a target to form 2 lakh WSHGs. The 1<sup>st</sup> phase of Mission Shakti was devoted to formation of groups and organizational growth while the second phase targeted to capacity building, market expansion, and convergence with different departments/ agencies working for women empowerment and to address other social

issues. The achievement of the programme since inception is given in Table 19.3.

**Table No – 19.3**  
**Achievement of Mission Shakti**  
**Programme in Orissa.**

(Rs.in crores)

Year	Target	No. of groups formed	No. of members (lakh nos)	Amount advanced	Amount of savings
2001-02	25,000	41475	5.57	15.34	13.54
2002-03	25,000	42782	5.42	39.12	22.02
2003-04	25,000	35737	4.39	113.20	35.46
2004-05	30,000	35418	4.50	175.39	31.16
2005-06	35,000	35373	4.15	143.13	68.44
2006-07	30,000	25762	3.13	79.71	72.46

Source: MSVN, Orissa.

19.42 During 2006-07, against the target of 30,000 groups, 25762 nos. of groups have been formed with 3.13 lakh members and Rs. 79.71 crores have been advanced till the end of March'2007. An out lay of Rs.5.00 crore and Rs.1.00 crore have been proposed during the 11<sup>th</sup> Five Year Plan and Annual Plan, 2007-08 respectively.

### ***Swawlamban (NORAD) Scheme***

19.43 The scheme Swawlamban is in operation in the State through Mahila Vikash Samabaya Nigam, since 1997-98 with the objective to provide assistance to projects sponsored by Public Undertakings, Women Development Centre of Universities / Autonomous Organisations / Voluntary Organisations for setting up of employment and income generating units, and training – cum – employment – cum -production units for women. The target group under the

scheme shall be poor needy women in urban slums and rural areas within the age group 18-50 years from weaker sections.

19.44 As on 31<sup>st</sup> March 2006, a total of 187 proposals have been sanctioned for 9350 beneficiaries with an amount of Rs. 456.65 lakh and the entire amount has been released by government of India and Rs.453.67 lakh has been released by MVSN. It is to pertinent to mention here that government of India, Ministry of HRD, Department of Women & Child Development have decided to transfer the scheme to the states w.e.f. 2006 and no further funds will be placed there after. Now the decisions are to be taken by the state government for continuance of the scheme.

**Table No – 19.4**  
**Progress of Swawlamban scheme.**

Year	Sanctioned			Achievement		
	No. of project	Amount (Rs in cr.)	Beneficiaries	No. of units setup	Persons employed	Expenditure made (Rs. in cr.)
By the end of						
2000-01	110	2.77	5380	1410	1724	0.80
2001-02	26	0.57	1250	100	153	1.01
2002-03	12	0.28	580	30	39	0.73
2003-04	0	0	0	0	0	0.36
2004-05	39	0.95	2140	30	55	0.26
2005-06	0	0	0	335	660	0.86
2006-07	0	0	0	600	1243	0.51
Total	187	4.57	9350	2505	4624	4.53

Source: MVSN, Orissa.

### **National Handicapped Finance and Development Corporation (NHFDC)**

19.45 NHFDC has been incorporated in 1997 under Companies Act as a company (not for profit). The authorized share capital of NHFDC is Rs. 400 crore. The main activity of the NHFDC is to promote economic and

developmental activities for the benefit of disabled persons with a 40% minimum disability with in the age group 18-55 years and having annual family/individual income less than Rs.80,000/- for rural and Rs. 1.00 lakh for urban areas.

19.46 MVSN has been declared on the channelising agency for the State extending the benefits of NHFDC to the disabled person since 1998-99. By the end of 2006-07 an amount of Rs. 935.73 lakh has been sanctioned by NHFDC for 1960 beneficiaries out of which MVSN has released Rs. 802.23 lakh for 1739 handicapped persons as on 31<sup>st</sup> March 2007. Out of total loan amount of Rs.935.73 lakh, MVSN has refunded Rs.133.50 lakh to NHFDC. A total amount of Rs.275.68 lakh has been repaid towards outstanding loan installments to NHFDC as on 31.03.2007.

### **Swaymsidha**

19.47 The Swaymsidha programme has been introduced in the state with the prime aim of improving the socio-economic condition of women, especially in the tribal dominated KBK districts of Orissa. For this purpose, 36 blocks have been selected in eight KBK districts and one in non-KBK district namely Boudh considering the density of tribal population and incidence of poverty. Essential of Swayamsidha scheme

- Launched in 2001 in 36 blocks of a districts
- 100 SHGs to be formed in each block

- *50 villages societies shall be formed in each block need not be registered.*
- *Lot of emphasis on capacity building and training.*
- *Cost of project per block Rs.14.20 lakh and for the state 78 lakh.*

19.48 Under this programme, Govt. of India have released an amount of Rs.483.25 lakh against the entitlement of Rs.589.20 lakh, out of which utilization certificates for Rs.458.13 lakh (94.80%) has been submitted to government of India. 3600 Women Self Help Groups (WSHGs) have been formed with 54,000 members. Mostly, the members of these Women SHGs have preferred the major income generating activities viz. sale of rice, small business, goatary, paddy processing, weaving etc. A total number of 2597 groups have availed loan from the financial institutions with credit advance of Rs.14.82 crore. The total amount of savings made by these groups amounting to Rs.7.33 crore. This programme has dovetailed with “Mission Shakti” and the good and stable WSHGs are being provided training for capacity building. A sum of Rs.16.00 crore has been proposed for the Eleventh Five Year Plan (2007-12) out of which Rs.3.20 crore has been proposed for 2007-08.

**Other Activities**

19.49 Right- to- immovable property is a must, without which empowerment of women cannot be achieved. This also has a substantial impact on social and intra - household status of women. The State

Government have adopted the policy of allotting ceiling surplus & Government waste land and also homestead land to landless families jointly in the names of husband and wife.

19.50 Education for girl children has been given high priority both in qualitative and quantitative terms. Education for girls from primary to post graduate level has been made free. Educational institutions, exclusively for girls in low literacy tribal areas, called Kanyashrams have been established to increase access of education to girls, particularly amongst ST and SC communities.

19.51 Out of 13 Governments managed engineering schools / polytechnics in the State, 4 polytechnics with intake capacity of 220 are meant exclusively for women. Similarly, out of the 24 Government ITIs / ITCs, 10 are exclusively meant for women trainees and cover trades like stenography, tailoring and weaving. Apart from these institutions, 13 private polytechnics / engineering schools and 109 private ITIs (both for men and women) have been established to develop their professional skills. Various Co-operative Societies dealing with cottage industry are being formed and incentives / assistance are provided by the State Government. Certain handicraft activities are exclusively meant for women workers and are being promoted by the State Government.

**INTEGRATED CHILD DEVELOPMENT SCHEME (ICDS)**

19.52 As per 2001 Census, Orissa has about 12.21 million children in the age group 0-14 years, which constitutes 33.2% the state's total population. These resources deserve concerted support for their survival, development and protection. World's largest and most integrated programme, ICDS was launched in 1975 with the following objectives.

- *To improve the nutritional and health status of children below the age group of six years and pregnant and lactating mothers.*
- *To reduce the incidence of mortality, morbidity, mal-nutrition and school dropouts.*
- *To lay foundation for proper psychological, physical and social development of the child.*
- *To enhance the capability of the mother to look after the normal health and nutritional needs of the child through proper health and nutrition education.*

19.53 This is a centrally sponsored scheme providing a package of services i.e. supplementary nutrition, immunization, health checkup, referral services, non formal preschool education and nutrition and health education. Now the state has achieved universalisation of the ICDS programme by way of coverage of all the 314 blocks apart from 12 urban projects in different urban areas through 41697 Anganwadi Centres. Out of which 326 projects with 36219 AWCs have been operational as on 31<sup>st</sup> March, 2007.

**Supplementary Nutrition Programme:**

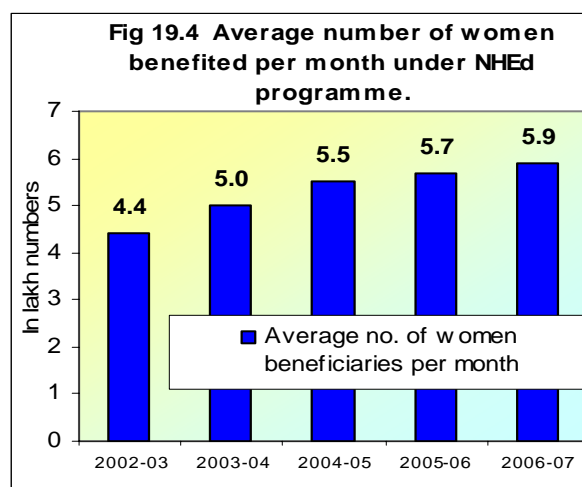
19.54 Supplementary Nutrition Programme is one of the most important components of ICDS and is being provided to needy children in the age group 0-6 years, pregnant women and lactating mothers from low income families for a period of 300 days in a year. Beneficiaries relating to all KBK and Backward districts (eleven districts) have been universalized from December, 2006. It has been decided that, from 2005-06, government of India will support states up to 50% of the financial norm or 50% of the expenditure incurred by them on the programme, whichever is less.

19.55 Services under the scheme are presently being made available to about 33.86 lakh beneficiaries comprising of about 27.47 lakh children (6 months to 6 years) and 6.39 lakh pregnant and lactating mothers through a net work of 37480 Anganwadi Centres. Out of these the state government provides nutritional support to 22.39 lakh beneficiaries in 22 districts through 244 ICDS projects covering 29,139 Anganwadi Centres and the balance districts have been covered under World Food Programme.

**Nutrition and Health Education:**

19.56 NHED programme aims to cover all women in the age group 15-45 years so that they can look after their own health, nutrition and development needs as well as those of their children and their families. The

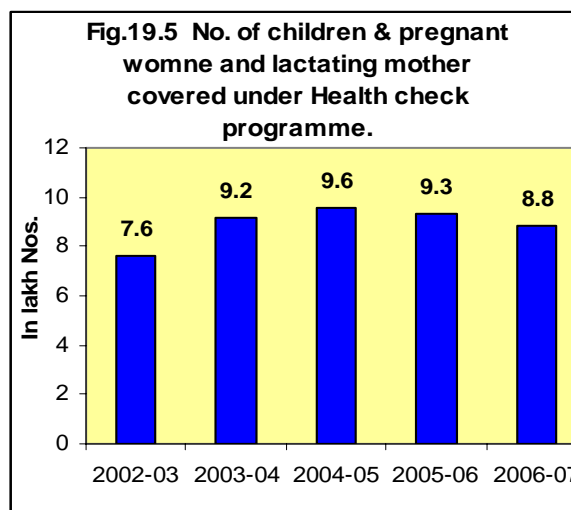
programme comprises information on basic health, nutrition, child care and development infant feeding practices, family planning and environmental sanitation. During 2006-07, an average number of 5.9 lakh women per month have been covered under NHed programme. The coverage during 10<sup>th</sup> Five Year Plan has been reflected in Figure 19.4 which depicts an increasing trend.



Source: W & CD Department, Orissa.

### **Health Checkup:**

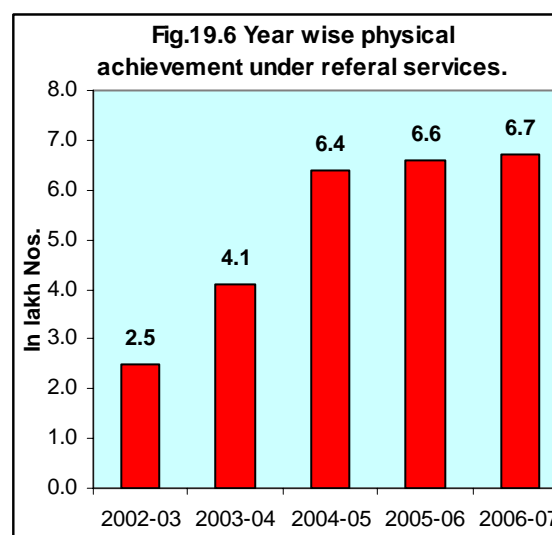
19.57 At the Anganwadi Centres, children, adolescent girls, pregnant and nursing women are examined at regular intervals by the health functionaries. During the 10<sup>th</sup> Plan Period about 44.5 lakh children, pregnant women and nursing mothers have been covered under these services. The details is given in Fig. 19.5.



Source: W & CD Department, Orissa.

### **Referral Services:**

19.58 During health checkup and growth monitoring, sick or malnourished children in need of prompt medical attention were provided referral services through ICDS. About 26.30 lakh children and pregnant women and nursing mothers have been provided such services through Anganwadi centres during the Tenth Plan Period including 6.7 lakh beneficiaries during 2006-07.



Source: W & CD Department, Orissa.

**Early Childhood Care And Preschool Education (ECCE)**

19.59 Article 45 of the constitutions has been recently amended as the state shall endeavor to provide early child hood care and education for all children until they complete the age of 6 years. As such special focus is being given to the preschool education component of the ICDS programme, so that the children are fully prepared for entering class-I at the age of 6 years under Seva Sikhya Abhijan (SSA) and District Primary Education Programme (DPEP).

19.60 Early childhood care and pre-school education under ICDS non-formal pre-school education is a crucial component which aims at universalization and qualitative improvements of primary education especially in remote and socio-economically backward areas with primary attention being given to girl children. This programme aims at providing a learning environment for all round development of children. During 2006-07, 10.7 lakh children (3-6 years) have been enrolled under preschool and the attendance was 9.7 lakhs.

**Table - 19.5**

**Enrollment and attendance of preschool children 0-6 years.**

(In lakh Nos.)

Year	Enrollment	Attendance
2002-03	10.0	8.5
2003-04	10.6	9.3
2004-05	11.0	9.4
2005-06	10.6	9.4
2006-07	10.7	9.7

Source: W & CD Department, Orissa.

**Immunisation:**

19.61 In order to reduce the mortality, disability, morbidity and related malnutrition and to reduce the maternal and neonatal mortality, immunizations of infants and pregnant women have been carried out. During 2006-07 about 34.59 lakh beneficiaries have been covered under this programme. Table 19.6 represents the achievement of immunization programme under ICDS during the Tenth Plan Period (2002-07).

**Table – 19.6**  
**Achievement under Immunization Programme under ICDS.**

(In lakh nos.)

Year	DPT	BCG	Polio	Measles	T.T.
2002-03	6.49	7.03	7.75	6.89	5.5
2003-04	6.54	6.91	6.49	6.22	6.96
2004-05	6.77	7.05	6.81	6.68	6.94
2005-06	7.32	7.92	7.32	8.27	7.58
2006-07	6.93	7.20	6.86	6.75	6.85

Source: W & C.D department.

**KISHORI SHAKTI YOJANA (KSY)**

19.62 Kishori Shakti Yojana (KSY) is a special programme designed for adolescent girls in the age group of 11-18 years under this ICDS programme. The scheme aims at breaking the inter-generational life-cycle of nutritional and gender disadvantage and providing a supportive environment for self-development with the following objectives.

- ❖ To improve the nutritional and health status of girls in the age group of 11-18 years.

- ❖ *To provide required literacy and numeracy skill through the non formal education.*
- ❖ *To train and equip the adolescent girls for improving / upgrading home based and vocational skills.*
- ❖ *To promote awareness about health, hygiene, nutrition, family welfare, home management, child care and to take all measures to facilitate their marrying after attending the age of 18 years.*
- ❖ *To enable them to gain a better understanding of their environment related to social issues and the impact on their lives.*
- ❖ *To encourage adolescent girls to initiate various activities to be productive and useful members of the society.*

19.63 This programme is being implemented in 112 blocks of the State mainly in the KBK districts. About 5.24 lakh adolescent girls have been identified in a house-to-house survey in all target blocks and each of them are being provided with 100 tablets of iron and four tablets for deworming. Under World Bank Assisted ICDS projects Ph-III, this programme is going to be extended to remaining 214 ICDS projects to provide benefits to about 13.89 lakh adolescent girls. As per the Adolescent Girl Survey conducted in the year 2005-06, 22.17 lakh adolescent girls are to be covered in all the 326 ICDS projects under Kishori Shakti Yojana from the year 2006-07 onwards.

#### **WOMEN COMPONENT UNDER SGSY**

19.64 The main thrust of Govt. has been to combat poverty in rural areas. This philosophy has been reflected in all its development plans and programmes. Various

#### **ECONOMIC SURVEY**

strategies have been experimented; revised, modified and correspondingly altogether new strategy has been developed in different plans and programmes of the Government. In order to improve the condition of the deprived SGSY initiated in the year 1999 is the latest experiment in the order. The scheme claims to take care of the shortcomings in the earlier self-employment programmes like IRDP, TRYSEM, DWCRA, SITRA, GKY, MWS etc. It is a holistic approach, which focuses on creating viable and suitable enterprises in the rural areas by providing inputs such as conducting basic survey and feasibility analysis of the project, activity mapping, selection of key activities, study on availability of raw materials in local areas and product potential, training (basic orientation and skill up gradation), infrastructure, marketing etc. through identification of the cluster of economic activities for group as well as individual swarojgaris for different micro enterprise development. The ultimate aim is to bring the assisted poor swarojgaris in the rural areas above the poverty line. The programme has run in to 7<sup>th</sup> year of operation. During 2006-07, 68687 swarozgaries were benefited under the scheme against the target of 66250 swarozgaries, out of which 63126 (95.3%) were women.

#### **WOMEN COMPONENT UNDER IAY**

19.65 Shelter is a basic requirement for human survival and a well serviced house is the foundation for quality living. Ownership of

a house provides significant economic security and dignity in society to an individual.

19.66 The IAY scheme is being implemented from the year 1985-86 to provide assistance for construction / up-gradation of dwelling units to the BPL rural house holds belonging to SC, ST and freed bonded labourer categories. From the year 1995-96 onwards, the scope of the scheme was extended to cover the rural BPL from the non SC & ST poor subject with the condition that the benefits to the non SC/ST poor would not be more than 40% of the IAY allocation.

19.67 The unique feature of IAY is the allotment of houses to the female members of the beneficiary household. Alternatively it can be allocated in the names of both husband &

wife. The DRDAs / Zilla Parishad on the basis of allocation made and target fixed shall decide Panchayat wise no. of houses to be constructed under IAY during the particular financial year and intimate to Gram Sabha and Gram Sabha will select the beneficiaries restricting the nos to the allotted targets from the list of eligible households as per the guidelines and fixed priority. Selection by Gram Sabha if final and no approval from the higher body is essential.

19.68 During 10<sup>th</sup> Five Year Plan, 79668 houses have been completed under IAY scheme against the target of 80,288 units, showing an achievement of 99%. Out of these, coverage under women was 93%. The physical progress under IAY scheme during 10<sup>th</sup> Five Year Plan is displayed in Table 19.7.

**Table – 19.7**  
**Physical Progress under IAY during 10<sup>th</sup> Plan Period (2002-07).**

Year	Target	Physical achievement in %					Women	Achievement as % of target
		Total achievement	SC	ST	Others	Women		
2002-03	51824	48465	37	31	32	4	1862	94
2003-04	66026	58996	36	31	33	3	1623	89
2004-05	74735	67892	35	32	33	4	2884	91
2005-06	75465	77850	36	27	37	99	77056	103
2006-07	80228	79668	36	29	35	93	73890	99

Source: PR Department, Govt. of Orissa.

**Flow of Funds under women component:**

19.69 During 2006-07, the anticipated expenditure under Women component was of the order of Rs.193.74 crore in respect of seven development sector. A sum of Rs.822.65 crore is expected to flow to women component out of the divisible proposed outlay of Rs. 3813.27 crore in the Eleventh Five Year Plan, which works out to 21.57%. A sum of Rs.209.72 crore is expected to flow to women component out of the divisible proposed outlay of Rs.666.58 crore in the

Annual Plan, 2007-08 which works out to 31.46%. Sector wise outlay that contains a women component and the flow of funds to the women component for Eleventh Five Year Plan and Annual Plan 2007-08 is reflected in Table 19.7. The anticipated physical achievements during 10<sup>th</sup> Plan Period (2002-07) and proposed target for Eleventh Five Year Plan (2007-12) and for the year 2007-08 in respect of some selected schemes having women component are indicated in Annexure 19.1.

**Table – 19.8****Sector wise outlay and flow of funds under the women component.**

(Rs. In crore)

Sector	10th Plan		11th Plan (2007-12)		Annual Plan (2007-08)	
	Expenditure under women component, 2002-07 (AE)	Expenditure during 2006-07 (AE)	Total outlay	Flow to women component	Total outlay	Flow to women component
Agriculture & Allied activities	2.41	1.18	620.26	91.08	110.02	16.13
Rural Development	201.78	48.36	938.98	309.86	187.80	61.97
Industry & Minerals	1.88	1.17	41.57	12.32	7.69	2.31
Social Services	411.45	141.46	2180.43	399.81	356.16	127.61
Special area programme	1.69	0.67	18.00	2.70	2.10	0.32
Energy	1.08	0.85	14.04	6.88	2.81	1.38
Science, Technology & Environment	0.05	0.05	-	-	-	-
Total	620.34	193.74	3813.28	822.65	666.58	209.72

Source; W. &amp; CD Department, Govt. of Orissa.

