




OSIF 2.0: SDG Indicators Ready Reckoner

Planning & Convergence Department



Planning & Convergence Department
Government of Odisha

OSIF 2.0: SDG Indicators Ready Reckoner

Abstract

Planning & Convergence Department



Goal	1 NO POVERTY	2 ZERO HUNGER	5 GENDER EQUALITY	7 AFFORDABLE AND CLEAN ENERGY	8 DECENT WORK AND ECONOMIC GROWTH	9 INDUSTRY, INNOVATION AND INFRASTRUCTURE	10 REDUCED INEQUALITIES	11 SUSTAINABLE CITIES AND COMMUNITIES	12 RESPONSIBLE CONSUMPTION AND PRODUCTION	16 PEACE, JUSTICE AND STRONG INSTITUTIONS	17 PARTNERSHIPS FOR THE GOALS
No. of Targets	4	2	1	1	6	5	3	1	1	1	4
No. of Indicators	4	6	1	1	11	9	4	1	1	2	4

OSIF 2.0: SDG Indicators Ready Reckoner

© Copyright 2023
Government of Odisha

Published by
Planning & Convergence Department
Government of Odisha

All rights reserved. No part of this publication may be reproduced, stored or transmitted in any format by any means without the prior permission of the Government of Odisha

Prepared by
SDG Cell, Planning & Convergence Department
Government of Odisha, Bhubaneswar

End poverty in all its forms everywhere

1 NO POVERTY



Target/ Indicator No.	OSIF Indicator	Type of Indicator	Data Source	Periodicity	Lead Department(s)	Aligned Department(s)
1.1	By 2030, eradicate extreme poverty for all people everywhere, currently measured as people living on less than \$1.25 a day					
1.1.1	Percentage of population living below the poverty line	OC	NITI Aayog (Tendulkar Committee Estimates, 2013)	Non-periodic	All Departments	P&C (DE&S)
1.2	By 2030, reduce at least by half the proportion of men, women and children of all ages living in poverty in all its dimensions according to national definitions					
1.2.1.s	Percentage of population who are multidimensionally poor as per National Multidimensional Poverty Index (MPI)	OC	NITI Aayog (MPI Report)	Non-periodic	H&FW W&CD ST&SC Devt. FS&CW S&ME PR&DW H&UD Energy Finance	P&C (DE&S)
1.a	Ensure significant mobilization of resources from a variety of sources, including through enhanced development cooperation, in order to provide adequate and predictable means for developing countries, in particular least developed countries, to implement programmes and policies to end poverty in all its dimensions					
1.a.1.s	Proportion of expenditure made under Goal 1 of SDG Budget to total state government expenditure	OP	State Budget	Annual	Finance	All Departments
1.b	Create sound policy frameworks at the national, regional and international levels, based on pro-poor and gender-sensitive development strategies, to support accelerated investment in poverty eradication actions					
1.b.1	Proportion of expenditure made under Gender Budget to total state government expenditure	OP	State Budget	Annual	Finance W&CD	All Departments

End hunger: achieve food security and improved nutrition and promote sustainable agriculture

2 ZERO HUNGER




Target/ Indicator No.	OSIF Indicator	Type of Indicator	Data Source	Periodicity	Lead Department(s)	Aligned Department(s)
2.3	By 2030, double the agricultural productivity and incomes of small-scale food producers, in particular women, indigenous peoples, family farmers, pastoralists and fishers, including through secure and equal access to land, other productive resources and inputs, knowledge, financial services, markets and opportunities for value addition and non-farm employment					
2.3.1	Productivity of paddy (kg/ha)	OC	Crop Statistics	Annual	A&FE WR	P&C (DE&S)

Target/ Indicator No.	OSIF Indicator	Type of Indicator	Data Source	Periodicity	Lead Department(s)	Aligned Department(s)
2.3.2	Gross Value Added (GVA) in agriculture & allied sectors per worker	OC	State Income Division - DE&S	Annual	A&FE F&ARD FE&CC	P&C (DE&S)
2.3.3.s	Percentage change in per capita agricultural income	OC	MoSPI / DE&S	Non- periodic	A&FE F&ARD FE&CC	P&C (DE&S)
2.3.4.s	Percentage of small and marginal land holdings to total land holdings	OP	Agriculture Census	5 years	A&FE	P&C (DE&S)
2.3.5	Ratio of institutional credit to agriculture to the total agriculture output (GVA)	OP	A&FE / Finance / State Income Division - DE&S	Annual	A&FE Finance	P&C (DE&S)
2.a	Increase investment, including through enhanced international cooperation, in rural infrastructure, agricultural research and extension services, technology development and plant and livestock gene banks in order to enhance agricultural productive capacity in developing countries, in particular least developed countries					
2.a.1	Expenditure in Intellectual Property Product (R&D) as a percentage of total Gross Value Added (GVA) in agriculture and allied sectors	OP	State Income Division - DE&S / State Budget	Annual	A&FE FE&CC F&ARD Finance	P&C (DE&S)

Achieve gender equality and empower all women and girls

5 GENDER EQUALITY



Target/ Indicator No.	OSIF Indicator	Type of Indicator	Data Source	Periodicity	Lead Department(s)	Aligned Department(s)
5.1	End all forms of discrimination against all women and girls everywhere					
5.1.2.s	Percentage gap between female Worker Population Ratio (WPR) and male WPR	OC	Periodic Labour Force Survey (PLFS)	Annual	PR&DW H&UD MSME HT&H MS Industries A&FE F&ARD FE&CC	L&ESI P&C (DE&S)

Ensure access to affordable, reliable, sustainable, and modern energy for all

7 AFFORDABLE AND CLEAN ENERGY



Target/ Indicator No.	OSIF Indicator	Type of Indicator	Data Source	Periodicity	Lead Department(s)	Aligned Department(s)
7.3	By 2030, double the global rate of improvement in energy efficiency					
7.3.1	Energy intensity measured in terms of primary energy and Gross State Domestic Product (GSDP)	OC	State Income Division – DE&S	Annual	Energy	P&C (DE&S)

Promote sustained, inclusive and sustainable economic growth, full and productive employment and decent work for all

8 DECENT WORK AND ECONOMIC GROWTH




Target/ Indicator No.	OSIF Indicator	Type of Indicator	Data Source	Periodicity	Lead Department(s)	Aligned Department(s)
8.1	Sustain per capita economic growth in accordance with national circumstances and, in particular, at least 7 percent gross domestic product growth per annum in the least developed countries					
8.1.1	Annual growth rate of Gross State Domestic Product (GSDP) (adjusted to price changes) per capita	OC	State Income Division – DE&S	Annual	All Departments	P&C (DE&S)
8.2	Achieve higher levels of economic productivity through diversification, technological upgrading and innovation, including through a focus on high value added and labour-intensive sectors					
8.2.1	Annual growth rate of Gross State Domestic Product (GSDP) per employed person	OC	State Income Division – DE&S	Annual	All Departments	P&C (DE&S)
8.2.2	Annual growth in manufacturing sector	OC	State Income Division – DE&S	Annual	Industries MSME L&ESI	P&C (DE&S)
8.2.3	Annual growth in agriculture sector	OC	State Income Division – DE&S	Annual	A&FE FSARD FE&CC WR	P&C (DE&S)
8.2.4.s	Annual growth in services sector	OC	State Income Division – DE&S	Annual	All Departments	P&C (DE&S)
8.3	Promote development-oriented policies that support productive activities, decent job creation, entrepreneurship, creativity and innovation, and encourage the formalization and growth of micro-, small- and medium-sized enterprises, including through access to financial services					
8.3.1	Percentage of workers engaged in informal sector (proprietary and partnership) enterprises among workers engaged in non-agriculture sector	OC	Periodic Labour Force Survey (PLFS)	Annual	L&ESI All Departments	P&C (DE&S)
8.5	By 2030, achieve full and productive employment and decent work for all women and men, including for young people and persons with disabilities, and equal pay for work of equal value					
8.5.1	Unemployment rate	OC	Periodic Labour Force Survey (PLFS)	Annual	All Departments	P&C (DE&S)
8.5.2	Worker Population Ratio (WPR) among male and female	OC	Periodic Labour Force Survey (PLFS)	Annual	All Departments	P&C (DE&S)
8.5.3.s	Ratio of average wage/ earnings among male and female from casual labour from works other than public works to minimum wages	OC	Periodic Labour Force Survey (PLFS) / Minimum Wages Notification	Annual	L&ESI	P&C (DE&S)
8.6	By 2020, substantially reduce the proportion of youth not in employment, education or training					
8.6.1	Unemployment rate for youth (15-29 years)	OC	Periodic Labour Force Survey (PLFS)	Annual	All Departments	P&C (DE&S)

Target/ Indicator No.	OSIF Indicator	Type of Indicator	Data Source	Periodicity	Lead Department(s)	Aligned Department(s)
8.8	Protect labour rights and promote safe and secure working environments for all workers, including migrant workers, in particular women migrants, and those in precarious employment					
8.8.3.s	Percentage of regular wage/ salaried employees in non-agriculture sector without written job contract, not eligible for paid leave, without any social security benefit	OC	Periodic Labour Force Survey (PLFS)	Annual	P&C (DE&S)	L&ESI

Build resilient infrastructure, promote inclusive and sustainable industrialization and foster innovation

9 INDUSTRY, INNOVATION AND INFRASTRUCTURE



Target/ Indicator No.	OSIF Indicator	Type of Indicator	Data Source	Periodicity	Lead Department(s)	Aligned Department(s)
9.2	Promote inclusive and sustainable industrialization and, by 2030, significantly raise industry's share of employment and gross domestic product, in line with national circumstances, and double its share in least developed countries					
9.2.1	Percentage share of Industry sector in Gross Value Added (GVA)	OC	State Income Division - DE&S	Annual	Industries MSME	P&C (DE&S)
9.2.2	Growth of Gross Value Added (GVA) in Industry sector	OC	State Income Division - DE&S	Annual	Industries MSME	P&C (DE&S)
9.2.3	Manufacturing employment as a proportion of total employment	OC	Periodic Labour Force Survey (PLFS)	Annual	Industries MSME	P&C (DE&S)
9.4	By 2030, upgrade infrastructure and retrofit industries to make them sustainable, with increased resource-use efficiency and greater adoption of clean and environmentally sound technologies and industrial processes, with all countries taking action in accordance with their respective capabilities					
9.4.1	Total CO2 emissions of power sector per unit of Gross State Domestic Product (GSDP)	OC	Department Data/Central Electricity Authority (CEA)	Annual	Energy	P&C (DE&S)
9.4.2	Energy use intensity of manufacturing value added	OC	State Income Division - DE&S	Annual	Energy	P&C (DE&S)
9.5	Enhance scientific research, upgrade the technological capabilities of industrial sectors in all countries, in particular developing countries, including, by 2030, encouraging innovation and substantially increasing the number of research and development workers per 1 million people and public and private research and development spending					
9.5.1	Government expenditure in Intellectual Property Product (Research & Development) as a percentage of Gross State Domestic Product (GSDP)	OP	State Income Division - DE&S	Annual	S&T	P&C (DE&S)
9.5.3	Number of patents granted per 1,00,000 population	OC	Department Data	Annual	S&T Industries Finance MSME HT&H SD&TE All Departments	

Target/ Indicator No.	OSIF Indicator	Type of Indicator	Data Source	Periodicity	Lead Department(s)	Aligned Department(s)
9a	Facilitate sustainable and resilient infrastructure development in developing countries through enhanced financial, technological and technical support to African countries, least developed countries, landlocked developing countries and small island developing States					
9a.1.s	Percentage of capital outlay on infrastructure development to total state government expenditure	OP	State Budget	Annual	Finance All Departments	
9b	Support domestic technology development, research and innovation in developing countries, including by ensuring a conducive policy environment for, inter alia, industrial diversification and value addition to commodities					
9b.1.s	Percentage of Micro, Small & Medium Enterprises (MSMEs) assisted/ incentivised for diversification, modernization and bringing-in new technology	OP	Department Data	Annual	MSME All Departments	

Reduce inequality within and among countries



Target/ Indicator No.	OSIF Indicator	Type of Indicator	Data Source	Periodicity	Lead Department(s)	Aligned Department(s)
10.1	By 2030, progressively achieve and sustain income growth of the bottom 40 per cent of the population at a rate higher than the national average					
10.1.1	Growth rate of household expenditure per capita among the bottom 40 percent of the population	OC	National Sample Survey- Monthly Per Capita Consumer Expenditure (NSS- MPCE)	Non- Periodic	All Departments	P&C (DE&S)
10.1.2.s	Palma ratio of household expenditure	OC	National Sample Survey- Monthly Per Capita Consumer Expenditure (NSS- MPCE)	Non- Periodic	All Departments	P&C (DE&S)
10.3	Ensure equal opportunity and reduce inequalities of outcome, including by eliminating discriminatory laws, policies and practices and promoting appropriate legislation, policies and action in this regard					
10.3.1	Unemployment rate among SCs and STs	OC	Periodic Labour Force Survey (PLFS)	Annual	All Departments	ST&SC Devt. P&C (DE&S)
10.4	Adopt policies, especially fiscal, wage and social protection policies, and progressively achieve greater equality					
10.4.1.s	Percentage of expenditure incurred for the welfare of SCs and STs	OP	State Budget	Annual	ST&SC Devt. Finance All Departments	

Make cities and human settlements inclusive, safe, resilient and sustainable

11 SUSTAINABLE CITIES AND COMMUNITIES



Target/ Indicator No.	OSIF Indicator	Type of Indicator	Data Source	Periodicity	Lead Department(s)	Aligned Department(s)
11.4	Strengthen efforts to protect and safeguard the world's cultural and natural heritage					
11.4.1	Total per capita expenditure on the preservation, protection and conservation of all cultural and natural heritage	OP	Department Data	Annual	OLL&C Law S&ME L&ESI H&UD PR&DW R&DM P&C (DE&S)	

Ensure sustainable consumption and production patterns

12 RESPONSIBLE CONSUMPTION AND PRODUCTION



Target/ Indicator No.	OSIF Indicator	Type of Indicator	Data Source	Periodicity	Lead Department(s)	Aligned Department(s)
12.7	Promote public procurement practices that are sustainable, in accordance with national policies and priorities					
12.7.1.s	Percentage of annual value of goods and services procured by state government departments/ agencies from Micro, Small & Medium Enterprises (MSMEs) located in the state	OP	Department Data	Annual	MSME	All Departments

Promote peaceful and inclusive societies for sustainable development, provide access to justice for all and build effective, accountable and inclusive institutions at all levels

16 PEACE, JUSTICE AND STRONG INSTITUTIONS



Target/ Indicator No.	OSIF Indicator	Type of Indicator	Data Source	Periodicity	Lead Department(s)	Aligned Department(s)
16.6	Develop effective, accountable and transparent institutions at all levels					
16.6.1.s	Percentage of services delivered end to end online against total services provided under Odisha Right to Public Services Act, 2012 etc.	OC	Odisha Right to Public Services Act (ORTPSA)/ Department Data	Real time	All Departments	GA&PG
16.6.3.s	Percentage of services delivered against applications received within stipulated time frame under Odisha Right to Public Services Act, 2012 etc.	OC	Odisha Right to Public Services Act (ORTPSA)/ Department Data	Real time	All Departments	GA&PG

Strengthen the means of implementation and revitalize the global partnership for sustainable Development

17 PARTNERSHIPS FOR THE GOALS



Target/ Indicator No.	OSIF Indicator	Type of Indicator	Data Source	Periodicity	Lead Department(s)	Aligned Department(s)
17.1	Strengthen domestic resource mobilization, including through international support to developing countries, to improve domestic capacity for tax and other revenue collection					
17.1.1	Total government revenue as a percentage of Gross State Domestic Product (GSDP)	OP	State Income Division - DE&S/ State Budget	Annual	Finance	All Departments
17.3	Mobilize additional financial resources for developing countries from multiple sources					
17.3.1	Foreign Direct Investment (FDI) as a proportion of Gross State Domestic Product (GSDP)	OP	State Income Division - DE&S/ FDI Statistics, Department for Promotion of Industry and Internal Trade (DPIIT)	Annual	Finance	P&C (DE&S)
17.4	Assist developing countries in attaining long-term debt sustainability through coordinated policies aimed at fostering debt financing, debt relief and debt restructuring, as appropriate, and address the external debt of highly indebted poor countries to reduce debt distress					
17.4.1	Outstanding public debt as a proportion of Gross State Domestic Product (GSDP)	OP	State Income Division - DE&S/ State Budget	Annual	Finance	P&C (DE&S)
17.11	Significantly increase the exports of developing countries, in particular with a view to doubling the least developed countries' share of global exports by 2020					
17.11.1	Total exports as a proportion of Gross State Domestic Product (GSDP)	OP	State Income Division - DE&S/ Directorate of Export Promotion	Annual	Industry MSME	P&C (DES)



NOTES

A series of horizontal dotted lines for writing notes.



NOTES

A series of horizontal dotted lines for writing notes.



NOTES

A series of horizontal dotted lines for writing notes.



Planning & Convergence Department,
Government of Odisha