




# OSIF 2.0: SDG Indicators Ready Reckoner

School & Mass Education Department



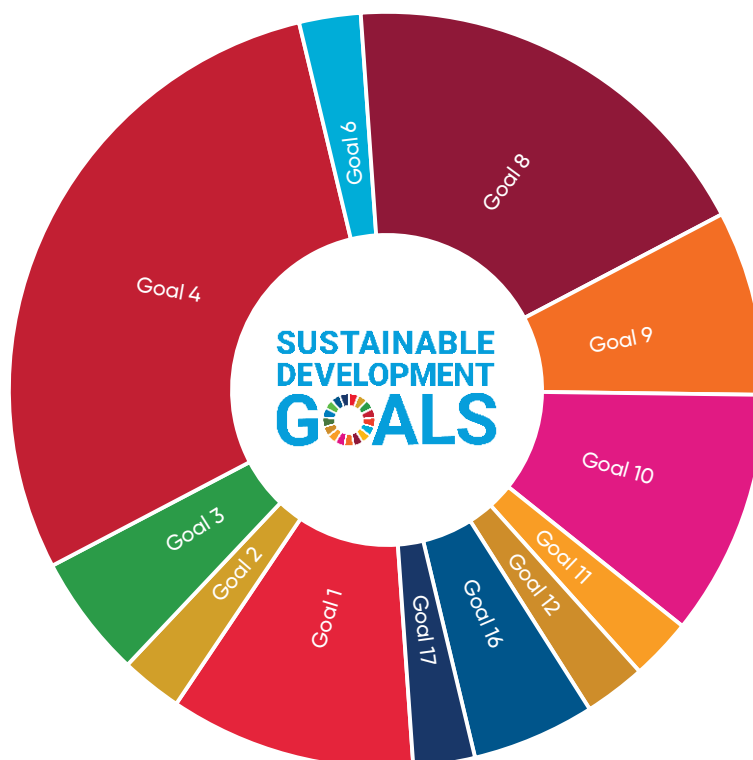
Planning & Convergence Department  
Government of Odisha



# OSIF 2.0: SDG Indicators Ready Reckoner

## Abstract

School & Mass Education Department



Goal	1 NO POVERTY	2 ZERO HUNGER	3 GOOD HEALTH AND WELL-BEING	4 QUALITY EDUCATION	6 CLEAN WATER AND SANITATION	8 DECENT WORK AND ECONOMIC GROWTH	9 INDUSTRY, INNOVATION AND INFRASTRUCTURE	10 REDUCED INEQUALITIES	11 SUSTAINABLE CITIES AND COMMUNITIES	12 RESPONSIBLE CONSUMPTION AND PRODUCTION	16 PEACE, JUSTICE AND STRONG INSTITUTIONS	17 PARTNERSHIPS FOR THE GOALS
No. of Targets	4	1	2	6	1	5	3	3	1	1	1	1
No. of Indicators	4	1	2	11	1	7	3	4	1	1	2	1

OSIF 2.0: SDG Indicators Ready Reckoner

© Copyright 2023  
Government of Odisha

**Published by**  
Planning & Convergence Department  
Government of Odisha

All rights reserved. No part of this publication may be reproduced, stored or transmitted in any format by any means without the prior permission of the Government of Odisha

**Prepared by**  
SDG Cell, Planning & Convergence Department  
Government of Odisha, Bhubaneswar

## End poverty in all its forms everywhere

1 NO POVERTY



Target/ Indicator No.	OSIF Indicator	Type of Indicator	Data Source	Periodicity	Lead Department(s)	Aligned Department(s)
1.1	<b>By 2030, eradicate extreme poverty for all people everywhere, currently measured as people living on less than \$1.25 a day</b>					
1.1.1	Percentage of population living below the poverty line	OC	NITI Aayog (Tendulkar Committee Estimates, 2013)	Non-periodic	All Departments	P&C (DE&S)
1.2	<b>By 2030, reduce at least by half the proportion of men, women and children of all ages living in poverty in all its dimensions according to national definitions</b>					
1.2.1.s	Percentage of population who are multidimensionally poor as per National Multidimensional Poverty Index (MPI) Report	OC	NITI Aayog (MPI Report)	Non-periodic	H&FW W&CD ST&SC Devt. FS&CW S&ME PR&DW H&UD Energy Finance	P&C (DE&S)
1.a	<b>Ensure significant mobilization of resources from a variety of sources, including through enhanced development cooperation, in order to provide adequate and predictable means for developing countries, in particular least developed countries, to implement programmes and policies to end poverty in all its dimensions</b>					
1.a.1.s	Proportion of expenditure made under Goal 1 of SDG Budget to total state government expenditure	OP	State Budget	Annual	Finance	All Departments
1.b	<b>Create sound policy frameworks at the national, regional and international levels, based on pro-poor and gender-sensitive development strategies, to support accelerated investment in poverty eradication actions</b>					
1.b.1	Proportion of expenditure made under Gender Budget to total state government expenditure	OP	State Budget	Annual	Finance W&CD	All Departments

## End hunger, achieve food security and improved nutrition and promote sustainable agriculture

2 ZERO HUNGER



Target/ Indicator No.	OSIF Indicator	Type of Indicator	Data Source	Periodicity	Lead Department(s)	Aligned Department(s)
2.1	<b>By 2030, end hunger and ensure access by all people, in particular the poor and people in vulnerable situations, including infants, to safe, nutritious and sufficient food all year round</b>					
2.1.2.s	Percentage of eligible children covered under Mid Day Meal (MDM) Scheme (now known as Pradhan Mantri Poshan Shakti Nirman (PM POSHAN) Scheme	OP	MDM/PM POSHAN-Scheme Data	Annual	S&ME ST&SC Devt.	MS

## Ensure healthy lives and promote well being for all at all ages

**3** GOOD HEALTH AND WELL-BEING



Target/ Indicator No.	OSIF Indicator	Type of Indicator	Data Source	Periodicity	Lead Department(s)	Aligned Department(s)
<b>3.5</b>	<b>Strengthen the prevention and treatment of substance abuse, including narcotic drug abuse and harmful use of alcohol</b>					
3.5.2.s	Percentage of Schools / Colleges/ Institutions organized awareness programme on dangers of tobacco, alcohol and drug abuse	OP	Department Data	Annual	S&ME ST & SC Devt. HE SD&TE	H&FW
<b>3.6</b>	<b>By 2030, halve the number of global deaths and injuries from road traffic accidents</b>					
3.6.2.s	Percentage of Schools / Colleges/ Institutions who have organized awareness on road safety /traffic regulation	OP	Department Data	Annual	S&ME ST & SC Devt. HE	H&FW

## Ensure inclusive and equitable quality education and promote lifelong learning opportunities for all

**4** QUALITY EDUCATION



Target/ Indicator No.	OSIF Indicator	Type of Indicator	Data Source	Periodicity	Lead Department(s)	Aligned Department(s)
<b>4.1</b>	<b>By 2030, ensure that all girls and boys complete free, equitable and quality primary and secondary education leading to relevant and effective learning outcomes</b>					
4.1.1	Adjusted Net Enrolment Ratio (ANER) in education (i) Primary (ii) Upper primary (iii) Secondary (iv) Higher secondary	OC	Unified District Information System for Education (UDISE+) / Department Data	Annual	S&ME ST & SC Devt.	
4.1.2	Percentage of (i) Students in grade-3 (ii) Students in grade-5 (iii) Students in grade-8 (iv) Students in grade-10 achieving at least a minimum proficiency level in terms of nationally defined learning outcomes to be attained by pupils at the end of each of above grades	OC	National Achievement Survey (NAS)	3 years	S&ME ST & SC Devt.	
4.1.3	Percentage of students enrolled in Grade-1 who reach final grade of (i) Primary level (ii) Upper primary level (iii) Secondary level	OC	Department Data	Annual	S&ME ST & SC Devt.	

Target/ Indicator No.	OSIF Indicator	Type of Indicator	Data Source	Periodicity	Lead Department(s)	Aligned Department(s)
4.1.4.s	Average annual dropout rate at (i) Primary level (ii) Upper primary level (iii) Secondary level	OC	Unified District Information System for Education (UDISE+)/ Department Data	Annual	S&ME ST & SC Devt.	
<b>4.5</b>	<b>By 2030, eliminate gender disparities in education and ensure equal access to all levels of education and vocational training for the vulnerable, including persons with disabilities, indigenous peoples and children in vulnerable situations</b>					
4.5.1	Children With Special Needs (CWSN) enrolment ratio	OC	Unified District Information System for Education (UDISE+)/ Department Data	Annual	S&ME ST & SC Devt.	
4.5.2	Gender Parity Index (GPI) at (i) Primary (ii) Upper primary (iii) Secondary (iv) Higher secondary (v) Higher education	OC	Unified District Information System for Education (UDISE+)/ All India Survey on Higher Education (AISHE)/ Department Data	Annual	S&ME ST & SC Devt. HE SD&TE	
<b>4.6</b>	<b>By 2030, ensure that all youth and a substantial proportion of adults, both men and women, achieve literacy and numeracy</b>					
4.6.1.s	Percentage of women (15-49 years) who are literate	OC	National Family Health Survey (NFHS)	3 years	S&ME ST & SC Devt.	
<b>4.a</b>	<b>Build and upgrade education facilities that are child, disability and gender sensitive and provide safe, non-violent, inclusive and effective learning environments for all</b>					
4.a.1	Percentage of schools with access to (i) Functional electricity (ii) Functional girls' toilet (iii) Functional drinking water (iv) Hand wash (v) Ramps with handrails for Children With Special Needs (CWSN) (vi) Functional CWSN friendly toilet (vii) Internet (viii) Functional computer facility	OP	Unified District Information System for Education (UDISE+)/ Department Data	Annual	S&ME ST & SC Devt. PR&DW H&UD	
<b>4.b</b>	<b>By 2020, substantially expand globally the number of scholarships available to developing countries, in particular least developed countries, small island developing States and African countries, for enrolment in higher education, including vocational training and information and communications technology, technical, engineering and scientific programmes, in developed countries and other developing countries</b>					
4.b.1.s.	Total number of Students availed scholarships to total Students applied (i) Elementary (ii) Secondary (iii) Higher Secondary (iv) Higher Education	OP	State Scholarship Portal Department Data	Annual	S&ME ST & SC Devt. HE SD&TE A&FE L&ESI	


Target/ Indicator No.	OSIF Indicator	Type of Indicator	Data Source	Periodicity	Lead Department(s)	Aligned Department(s)
4.c	By 2030, substantially increase the supply of qualified teachers, including through international cooperation for teacher training in developing countries, especially least developed countries and small island developing States					
4.c.1	Percentage of trained teachers, by education level (i) Primary (ii) Upper primary (iii) Secondary (iv) Higher secondary	OP	Unified District Information System for Education (UDISE+)/ Department Data	Annual	S&ME HE	SD&TE ST & SC Devt.
4.c.2.s	Pupil teacher ratio at (i) Primary level (ii) Upper primary level (iii) Secondary level (iv) Higher secondary level	OP	Unified District Information System for Education (UDISE+)/ Department Data	Annual	S&ME	

## Ensure availability and sustainable management of water and sanitation for all



Target/ Indicator No.	OSIF Indicator	Type of Indicator	Data Source	Periodicity	Lead Department(s)	Aligned Department(s)
6.2	By 2030, achieve access to adequate and equitable sanitation and hygiene for all and end open defecation, paying special attention to the needs of women and girls and those in vulnerable situations					
6.2.3	Percentage of schools with access to functional girl's toilet (Repeat from 4.a.1.ii)	OP	Unified District Information System for Education (UDISE+)/ Department Data	Annual	S&ME ST & SC Devt. PR&DW H&UD	

## Promote sustained, inclusive and sustainable economic growth, full and productive employment and decent work for all



Target/ Indicator No.	OSIF Indicator	Type of Indicator	Data Source	Periodicity	Lead Department(s)	Aligned Department(s)
8.1	Sustain per capita economic growth in accordance with national circumstances and, in particular, at least 7 percent gross domestic product growth per annum in the least developed countries					
8.1.1	Annual growth rate of Gross State Domestic Product (GSDP) (adjusted to price changes) per capita	OC	State Income Division – DE&S	Annual	All Departments	P&C (DE&S)
8.2	Achieve higher levels of economic productivity through diversification, technological upgrading and innovation, including through a focus on high-value added and labour-intensive sectors					
8.2.1	Annual growth rate of Gross State Domestic Product (GSDP) per employed person	OC	State Income Division – DE&S	Annual	All Departments	P&C (DE&S)



Target/ Indicator No.	OSIF Indicator	Type of Indicator	Data Source	Periodicity	Lead Department(s)	Aligned Department(s)
8.2.4.s	Annual growth in services sector	OC	State Income Division – DE&S	Annual	All Departments	P&C (DE&S)
<b>8.3</b>	<b>Promote development-oriented policies that support productive activities, decent job creation, entrepreneurship, creativity and innovation, and encourage the formalization and growth of micro-, small- and medium-sized enterprises, including through access to financial services</b>					
8.3.1	Percentage of workers engaged in informal sector (proprietary and partnership) enterprises among workers engaged in non-agriculture sector	OC	Periodic Labour Force Survey (PLFS)	Annual	L&ESI All Departments	P&C (DE&S)
<b>8.5</b>	<b>By 2030, achieve full and productive employment and decent work for all women and men, including for young people and persons with disabilities, and equal pay for work of equal value</b>					
8.5.1	Unemployment rate	OC	Periodic Labour Force Survey (PLFS)	Annual	All Departments	P&C (DE&S)
8.5.2	Worker Population Ratio (WPR) among male and female	OC	Periodic Labour Force Survey (PLFS)	Annual	All Departments	P&C (DE&S)
<b>8.6</b>	<b>By 2020, substantially reduce the proportion of youth not in employment, education or training</b>					
8.6.1	Unemployment rate for youth (15-29 years)	OC	Periodic Labour Force Survey (PLFS)	Annual	All Departments	P&C (DE&S)

## Build Resilient infrastructure, promote inclusive and sustainable industrialization and foster innovation

**9** INDUSTRY, INNOVATION AND INFRASTRUCTURE



Target/ Indicator No.	OSIF Indicator	Type of Indicator	Data Source	Periodicity	Lead Department(s)	Aligned Department(s)
<b>9.5</b>	<b>Enhance scientific research, upgrade the technological capabilities of industrial sectors in all countries, in particular developing countries, including, by 2030, encouraging innovation and substantially increasing the number of research and development workers per 1 million people and public and private research and development spending</b>					
9.5.3	Number of patents granted per 1,00,000 population	OC	Department Data	Annual	S&T Industries MSME HT&H SD&TE All Departments	
<b>9.a</b>	<b>Facilitate sustainable and resilient infrastructure development in developing countries through enhanced financial, technological and technical support to African countries, least developed countries, landlocked developing countries and small island developing States</b>					
9.a.1.s	Percentage of capital outlay on infrastructure development to total state government expenditure	OP	State Budget	Annual	Finance All Departments	
<b>9.b</b>	<b>Support domestic technology development, research and innovation in developing countries, including by ensuring a conducive policy environment for, inter alia, industrial diversification and value addition to commodities</b>					
9.b.1.s	Percentage of Micro, Small & Medium Enterprises (MSMEs) assisted/ incentivised for diversification, modernization and bringing-in new technology	OP	Department Data	Annual	MSME All Departments	

## Reduced inequality within and among countries



Target/ Indicator No.	OSIF Indicator	Type of Indicator	Data Source	Periodicity	Lead Department(s)	Aligned Department(s)
<b>10.1</b>	<b>By 2030, progressively achieve and sustain income growth of the bottom 40 per cent of the population at a rate higher than the national average</b>					
10.1.1	Growth rate of household expenditure per capita among the bottom 40 percent of the population	OC	National Sample Survey- Monthly Per Capita Consumer Expenditure (NSS- MPCE)	Non- Periodic	All Departments	P&C (DE&S)
10.1.2.s	Palma ratio of household expenditure	OC	National Sample Survey- Monthly Per Capita Consumer Expenditure (NSS- MPCE)	Non- Periodic	All Departments	P&C (DE&S)
<b>10.3</b>	<b>Ensure equal opportunity and reduce inequalities of outcome, including by eliminating discriminatory laws, policies and practices and promoting appropriate legislation, policies and action in this regard</b>					
10.3.1	Unemployment rate among SCs and STs	OC	Periodic Labour Force Survey (PLFS)	Annual	All Departments	ST & SC Devt. P&C (DE&S)
<b>10.4</b>	<b>Adopt policies, especially fiscal, wage and social protection policies, and progressively achieve greater equality</b>					
10.4.1.s	Percentage of expenditure incurred for the welfare of SCs and STs	OP	State Budget	Annual	ST & SC Devt. Finance All Departments	

## Make cities and human settlements inclusive, safe, resilient and sustainable



Target/ Indicator No.	OSIF Indicator	Type of Indicator	Data Source	Periodicity	Lead Department(s)	Aligned Department(s)
<b>11.4</b>	<b>Strengthen efforts to protect and safeguard the world's cultural and natural heritage</b>					
11.4.1	Total per capita expenditure on the preservation, protection and conservation of all cultural and natural heritage	OP	Department Data	Annual	OLL&C Law S&ME L&ESI H&UD PR&DW R&DM P&C (DE&S)	

## Ensure sustainable consumption and production patterns

12 RESPONSIBLE CONSUMPTION AND PRODUCTION



Target/ Indicator No.	OSIF Indicator	Type of Indicator	Data Source	Periodicity	Lead Department(s)	Aligned Department(s)
12.7	<b>Promote public procurement practices that are sustainable, in accordance with national policies and priorities</b>					
12.71.s	Percentage of annual value of goods and services procured by state government departments/ agencies from Micro, Small & Medium Enterprises (MSMEs) located in the state	OP	Department Data	Annual	MSME	All Departments

## Promote peaceful and inclusive societies for sustainable development, provide access to justice for all and build effective, accountable and inclusive institutions at all levels

16 PEACE, JUSTICE AND STRONG INSTITUTIONS



Target/ Indicator No.	OSIF Indicator	Type of Indicator	Data Source	Periodicity	Lead Department(s)	Aligned Department(s)
16.6	<b>Develop effective, accountable and transparent institutions at all levels</b>					
16.6.1.s	Percentage of services delivered end to end online against total services provided under Odisha Right to Public Services Act, 2012 etc.	OC	Odisha Right to Public Services Act (ORTPSA)/ Department Data	Real time	All Departments	GA&PG
16.6.3.s	Percentage of services delivered against applications received within stipulated time frame under Odisha Right to Public Services Act, 2012 etc.	OC	Odisha Right to Public Services Act (ORTPSA)/ Department	Real time	All Departments	GA&PG

## Strengthening the means of implementation and revitalize the Global Partnership for sustainable Development

17 PARTNERSHIPS FOR THE GOALS



Target/ Indicator No.	OSIF Indicator	Type of Indicator	Data Source	Periodicity	Lead Department(s)	Aligned Department(s)
17.1	<b>Strengthen domestic resource mobilization, including through international support to developing countries, to improve domestic capacity for tax and other revenue collection</b>					
17.1.1	Total government revenue as a percentage of Gross State Domestic Product (GSDP)	OP	State Income Division - DE&S/ State Budget	Annual	Finance	All Departments



# NOTES

A series of horizontal dotted lines for writing notes.



# NOTES

A series of horizontal dotted lines for writing notes.



# NOTES

A series of horizontal dotted lines for writing notes.





Planning & Convergence Department,  
Government of Odisha