




# OSIF 2.0: SDG Indicators Ready Reckoner

Science & Technology Department



Planning & Convergence Department  
Government of Odisha










# OSIF 2.0: SDG Indicators Ready Reckoner

## Abstract

Science & Technology Department



Goal	1 NO POVERTY 	8 DECENT WORK AND ECONOMIC GROWTH 	9 INDUSTRY, INNOVATION AND INFRASTRUCTURE 	10 REDUCED INEQUALITIES 	12 RESPONSIBLE CONSUMPTION AND PRODUCTION 	16 PEACE, JUSTICE AND STRONG INSTITUTIONS 	17 PARTNERSHIPS FOR THE GOALS 
No. of Targets	3	5	3	3	1	1	1
No. of Indicators	3	7	4	4	1	2	1

## **OSIF 2.0: SDG Indicators Ready Reckoner**

©Copyright 2023  
Government of Odisha

**Published by**  
Planning & Convergence Department  
Government of Odisha

All rights reserved. No part of this publication may be reproduced, stored or transmitted in any format by any means with out the prior permission of the Government of Odisha

**Prepared by**  
SDG Cell, Planning & Convergence Department  
Government of Odisha

## End poverty in all its forms everywhere

1 NO POVERTY



Target/ Indicator No.	OSIF Indicator	Type of Indicator	Data Source	Periodicity	Lead Department(s)	Aligned Department(s)
1.1	<b>By 2030, eradicate extreme poverty for all people everywhere, currently measured as people living on less than \$1.25 a day</b>					
1.1.1	Percentage of population living below the poverty line	OC	NITI Aayog (Tendulkar Committee Estimates, 2013)	Non- periodic	All Departments	P&C (DE&S)
1.a	<b>Ensure significant mobilization of resources from a variety of sources, including through enhanced development cooperation, in order to provide adequate and predictable means for developing countries, in particular least developed countries, to implement programmes and policies to end poverty in all its dimensions</b>					
1.a.1.s	Proportion of expenditure made under Goal 1 of SDG Budget to total state government expenditure	OP	State Budget	Annual	Finance	All Departments
1.b	<b>Create sound policy frameworks at the national, regional and international levels, based on pro-poor and gender-sensitive development strategies, to support accelerated investment in poverty eradication actions</b>					
1.b.1	Proportion of expenditure made under Gender Budget to total state government expenditure	OP	State Budget	Annual	Finance W&CD	All Departments

## Promote sustained, inclusive and sustainable economic growth, full and productive employment and decent work for all

8 DECENT WORK AND ECONOMIC GROWTH



Target/ Indicator No.	OSIF Indicator	Type of Indicator	Data Source	Periodicity	Lead Department(s)	Aligned Department(s)
8.1	<b>Sustain per capita economic growth in accordance with national circumstances and, in particular, at least 7 per cent gross domestic product growth per annum in the least developed countries</b>					
8.1.1	Annual growth rate of Gross State Domestic Product (GSDP) (adjusted to price changes) per capita	OC	State Income Division-DE&S	Annual	All Departments	P&C (DE&S)
8.2	<b>Achieve higher levels of economic productivity through diversification, technological upgrading and innovation, including through a focus on high-value added and labour-intensive sectors</b>					
8.2.1	Annual growth rate of Gross State Domestic Product (GSDP) per employed person	OC	State Income Division-DE&S	Annual	All Departments	P&C (DE&S)
8.2.4.s	Annual growth in services sector	OC	State Income Division-DE&S	Annual	All Departments	P&C (DE&S)
8.3	<b>Promote development-oriented policies that support productive activities, decent job creation, entrepreneurship, creativity and innovation, and encourage the formalization and growth of micro-, small- and medium-sized enterprises, including through access to financial services</b>					
8.3.1	Percentage of workers engaged in informal sector (proprietary and partnership) enterprises among workers engaged in non-agriculture sector	OC	Periodic Labour Force Survey (PLFS)	Annual	L&ESI All Departments	P&C (DE&S)

Target/ Indicator No.	OSIF Indicator	Type of Indicator	Data Source	Periodicity	Lead Department(s)	Aligned Department(s)
<b>8.5</b>	<b>By 2030, achieve full and productive employment and decent work for all women and men, including for young people and persons with disabilities, and equal pay for work of equal value</b>					
8.5.1	Unemployment rate	OC	Periodic Labour Force Survey (PLFS)	Annual	All Departments	P&C (DE&S)
8.5.2	Worker Population Ratio (WPR) among male and female	OC	Periodic Labour Force Survey (PLFS)	Annual	All Departments	P&C (DE&S)
<b>8.6</b>	<b>By 2020, substantially reduce the proportion of youth not in employment, education or training</b>					
8.6.1	Unemployment rate for youth (15-29 years)	OC	Periodic Labour Force Survey (PLFS)	Annual	All Departments	P&C (DE&S)

## Build resilient infrastructure, promote inclusive and sustainable industrialization and foster innovation

**9** INDUSTRY, INNOVATION AND INFRASTRUCTURE



Target/ Indicator No.	OSIF Indicator	Type of Indicator	Data Source	Periodicity	Lead Department(s)	Aligned Department(s)
<b>9.5</b>	<b>Enhance scientific research, upgrade the technological capabilities of industrial sectors in all countries, in particular developing countries, including, by 2030, encouraging innovation and substantially increasing the number of research and development workers per 1 million people and public and private research and development spending</b>					
9.5.1	Government expenditure in Intellectual Property Product (Research & Development) as a percentage of Gross State Domestic Product (GSDP)	OP	State Income Division - DE&S	Annual	S&T	P&C (DE&S)
9.5.3	Number of patents granted per 1,00,000 population	OC	Department Data	Annual	S&T Industries MSME HT&H SD&TE All Departments	
<b>9.a</b>	<b>Facilitate sustainable and resilient infrastructure development in developing countries through enhanced financial, technological, and technical support to African countries, least developed countries, landlocked developing countries and small island developing States</b>					
9.a.1.s	Percentage of capital outlay on infrastructure development to total state government expenditure	OP	State Budget	Annual	Finance All Departments	
<b>9.b</b>	<b>Support domestic technology development, research and innovation in developing countries, including by ensuring a conducive policy environment for, inter alia, industrial diversification and value addition to commodities</b>					
9.b.1.s	Percentage of Micro, Small & Medium Enterprises (MSMEs) assisted/ incentivised for diversification, modernization and bringing-in new technology	OP	Department Data	Annual	MSME All Departments	

## Reduce inequality within and among countries

**10** REDUCED INEQUALITIES

Target/ Indicator No.	OSIF Indicator	Type of Indicator	Data Source	Periodicity	Lead Department(s)	Aligned Department(s)
<b>10.1</b>	<b>By 2030, progressively achieve and sustain income growth of the bottom 40 per cent of the population at a rate higher than the national average</b>					
10.1.1	Growth rate of household expenditure per capita among the bottom 40 percent of the population	OC	National Sample Survey- Monthly Per Capita Consumer Expenditure (NSS- MPCE)	Non- Periodic	All Departments	P&C (DE&S)
10.1.2.s	Palma ratio of household expenditure	OC	National Sample Survey- Monthly Per Capita Consumer Expenditure (NSS- MPCE)	Non- Periodic	All Departments	P&C (DE&S)
<b>10.3</b>	<b>Ensure equal opportunity and reduce inequalities of outcome, including by eliminating discriminatory laws, policies and practices and promoting appropriate legislation, policies and action in this regard</b>					
10.3.1	Unemployment rate among SCs and STs	OC	Periodic Labour Force Survey (PLFS)	Annual	All Departments	ST&SC Devt. P&C (DE&S)
<b>10.4</b>	<b>Adopt policies, especially fiscal, wage and social protection policies, and progressively achieve greater equality</b>					
10.4.1.s	Percentage of expenditure incurred for the welfare of SCs and STs	OP	State Budget	Annual	ST&SC Devt. Finance All Departments	

## Ensure sustainable consumption and production patterns

**12** RESPONSIBLE CONSUMPTION AND PRODUCTION

Target/ Indicator No.	OSIF Indicator	Type of Indicator	Data Source	Periodicity	Lead Department(s)	Aligned Department(s)
<b>12.7</b>	<b>Promote public procurement practices that are sustainable, in accordance with national policies and priorities</b>					
12.7.1.s	Percentage of annual value of goods and services procured by state government departments/ agencies from Micro, Small & Medium Enterprises (MSMEs) located in the state	OP	Department Data	Annual	MSME	All Departments

## Promote peaceful and inclusive societies for sustainable development, provide access to justice for all and build effective, accountable and inclusive institutions at all levels



Target/ Indicator No.	OSIF Indicator	Type of Indicator	Data Source	Periodicity	Lead Department(s)	Aligned Department(s)
<b>16.6</b>	<b>Develop effective, accountable and transparent institutions at all levels</b>					
16.6.1.s	Percentage of services delivered end to end online against total services provided under Odisha Right to Public Services Act, 2012 etc.	OC	Odisha Right to Public Services Act (ORTPSA)/ Department Data	Real time	All Departments	GA&PG
16.6.3.s	Percentage of services delivered against applications received within stipulated time frame under Odisha Right to Public Services Act, 2012 etc.	OC	Odisha Right to Public Services Act (ORTPSA)/ Department Data	Real time	All Departments	GA&PG

## Strengthen the means of implementation and revitalize the global partnership for sustainable Development



Target/ Indicator No.	OSIF Indicator	Type of Indicator	Data Source	Periodicity	Lead Department(s)	Aligned Department(s)
<b>17.1</b>	<b>Strengthen domestic resource mobilization, including through international support to developing countries, to improve domestic capacity for tax and other revenue collection</b>					
17.1.1	Total government revenue as a percentage of Gross State Domestic Product (GSDP)	OP	State Income Division - DE&S/ State Budget	Annual	Finance	All Departments





# NOTES

A series of horizontal dotted lines for writing notes.



# NOTES

A series of horizontal dotted lines for writing notes.





Planning & Convergence Department,  
Government of Odisha