




OSIF 2.0: SDG Indicators Ready Reckoner

Skill Development & Technical Education Department

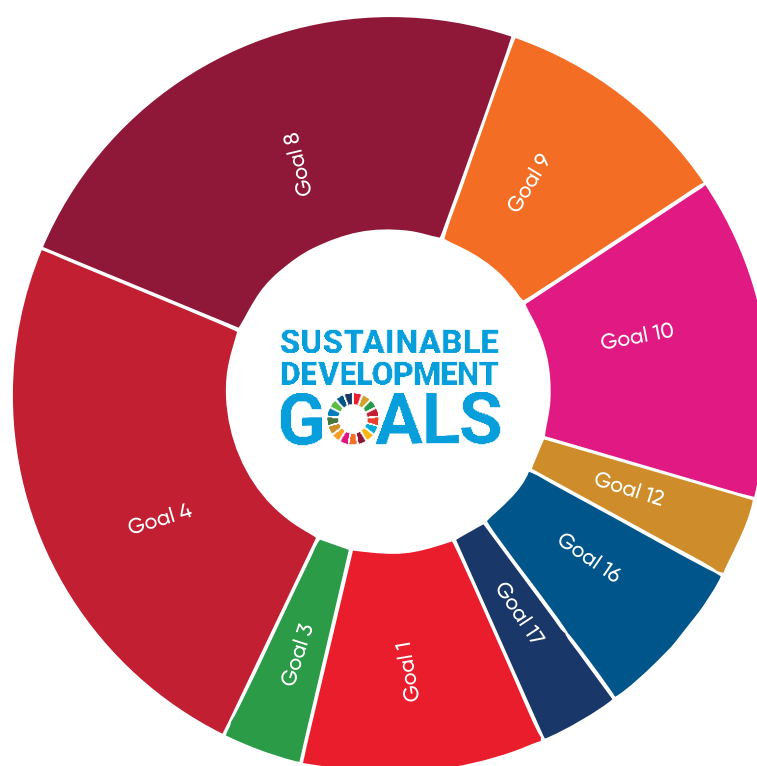


Planning & Convergence Department
Government of Odisha

OSIF 2.0: SDG Indicators Ready Reckoner

Abstract

Skill Development & Technical Education Department



Goal	1 NO POVERTY	3 GOOD HEALTH AND WELL-BEING	4 QUALITY EDUCATION	8 DECENT WORK AND ECONOMIC GROWTH	9 INDUSTRY, INNOVATION AND INFRASTRUCTURE	10 REDUCED INEQUALITIES	12 RESPONSIBLE CONSUMPTION AND PRODUCTION	16 PEACE, JUSTICE AND STRONG INSTITUTIONS	17 PARTNERSHIPS FOR THE GOALS
No. of Targets	3	1	5	5	3	3	1	1	1
No. of Indicators	3	1	7	7	3	4	1	2	1

OSIF 2.0: SDG Indicators Ready Reckoner

© Copyright 2023
Government of Odisha

Published by
Planning & Convergence Department
Government of Odisha

All rights reserved. No part of this publication may be reproduced, stored or transmitted in any format by any means without the prior permission of the Government of Odisha

Prepared by
SDG Cell, Planning & Convergence Department
Government of Odisha, Bhubaneswar

End poverty in all its forms everywhere

1 NO POVERTY



Target/ Indicator No.	OSIF Indicator	Type of Indicator	Data Source	Periodicity	Lead Department(s)	Aligned Department(s)
1.1	By 2030, eradicate extreme poverty for all people everywhere, currently measured as people living on less than \$1.25 a day					
1.1.1	Percentage of population living below the poverty line	OC	NITI Aayog (Tendulkar Committee Estimates, 2013)	Non-periodic	All Departments	P&C (DE&S)
1.a	Ensure significant mobilization of resources from a variety of sources, including through enhanced development cooperation, in order to provide adequate and predictable means for developing countries, in particular least developed countries, to implement programmes and policies to end poverty in all its dimensions					
1.a.1.s	Proportion of expenditure made under Goal 1 of SDG Budget to total state government expenditure	OP	State Budget	Annual	Finance	All Departments
1.b	Create sound policy frameworks at the national, regional and international levels, based on pro-poor and gender-sensitive development strategies, to support accelerated investment in poverty eradication actions					
1.a.1.s	Proportion of expenditure made under Goal 1 of SDG Budget to total state government expenditure	OP	State Budget	Annual	Finance W&CD	All Departments

Ensure healthy lives and promote well-being for all at all ages

3 GOOD HEALTH AND WELL-BEING



Target/ Indicator No.	OSIF Indicator	Type of Indicator	Data Source	Periodicity	Lead Department(s)	Aligned Department(s)
3.5	Strengthen the prevention and treatment of substance abuse, including narcotic drug abuse and harmful use of alcohol than 70 per 100,000 live births					
3.5.2.s	Percentage of Schools / Colleges/ Institutions organized awareness programme on dangers of tobacco, alcohol and drug abuse	OP	Department Data	Annual	S&ME ST & SC Devt. HE SD&TE	H&FW




Ensure inclusive and equitable quality education and promote lifelong learning opportunities for all

Target/ Indicator No.	OSIF Indicator	Type of Indicator	Data Source	Periodicity	Lead Department(s)	Aligned Department(s)
4.3	By 2030, ensure equal access for all women and men to affordable and quality technical, vocational and tertiary education, including university					
4.3.1	Proportion of female to male enrolled in (i) Higher education (ii) Technical education	OC	All India Survey on Higher Education (AISHE)	Annual	HE SD&TE	
4.3.2	Gross Enrolment Ratio (GER) in higher education	OC	All India Survey on Higher Education (AISHE)	Annual	HE SD&TE	
4.4	By 2030, substantially increase the number of youth and adults who have relevant skills, including technical and vocational skills, for employment, decent jobs and entrepreneurship					
4.4.1	Percentage of youth and adults (18-35 years) placed / employed out of those imparted skill/ vocational/ technical/ professional education/ training	OC	PMKY/ DDUGKY- Scheme Data	Annual	SD&TE PR&DW MS HT&H MSME	
4.4.2.s	Percentage of Students enrolled in technical education (ITI/ Polytechnic)	OP	Department Data	Annual	SD&TE	
4.5	By 2030, eliminate gender disparities in education and ensure equal access to all levels of education and vocational training for the vulnerable, including persons with disabilities, indigenous peoples and children in vulnerable situations					
4.5.2	Gender Parity Index (GPI) at (i) Primary (ii) Upper primary (iii) Secondary (iv) Higher secondary (v) Higher education	OC	Unified District Information System for Education (UDISE+)/ All India Survey on Higher Education (AISHE)/ Department Data	Annual	S&ME ST & SC Devt. HE SD&TE	
4.b	By 2020, substantially expand globally the number of scholarships available to developing countries, in particular least developed countries, small island developing States and African countries, for enrolment in higher education, including vocational training and information and communications technology, technical, engineering and scientific programmes, in developed countries and other developing countries					
4.b.1.s.	Total number of Students availed scholarships to total Students applied (i) Elementary (ii) Secondary (iii) Higher Secondary (iv) Higher Education	OP	State Scholarship Portal Department Data	Annual	S&ME ST & SC Devt. HE SD&TE A&FE L&ESI	

Target/ Indicator No.	OSIF Indicator	Type of Indicator	Data Source	Periodicity	Lead Department(s)	Aligned Department(s)
4.c	By 2030, substantially increase the supply of qualified teachers, including through international cooperation for teacher training in developing countries, especially least developed countries and small island developing States					
4.c.1	Percentage of trained teachers, by education level (i) Primary (ii) Upper primary (iii) Secondary (iv) Higher secondary	OP	Unified District Information System for Education (UDISE+)/ Department Data	Annual	S&ME HE	SD&TE ST & SC Devt.

Promote sustained, inclusive and sustainable economic growth, full and productive employment and decent work for all



Target/ Indicator No.	OSIF Indicator	Type of Indicator	Data Source	Periodicity	Lead Department(s)	Aligned Department(s)
8.1	Sustain per capita economic growth in accordance with national circumstances and, in particular, at least 7 per cent gross domestic product growth per annum in the least developed countries					
8.1.1	Annual growth rate of Gross State Domestic Product (GSDP) (adjusted to price changes) per capita	OC	State Income Division – DE&S	Annual	All Departments	P&C (DE&S)
8.2	Achieve higher levels of economic productivity through diversification, technological upgrading and innovation, including through a focus on high-value added and labour-intensive sectors					
8.2.1	Annual growth rate of Gross State Domestic Product (GSDP) per employed person	OC	State Income Division – DE&S	Annual	All Departments	P&C (DE&S)
8.2.4.s	Annual growth in services sector	OC	State Income Division – DE&S	Annual	All Departments	P&C (DE&S)
8.3	Promote development-oriented policies that support productive activities, decent job creation, entrepreneurship, creativity and innovation, and encourage the formalization and growth of micro-small- and medium-sized enterprises, including through access to financial services					
8.3.1	Percentage of workers engaged in informal sector (proprietary and partnership) enterprises among workers engaged in non-agriculture sector	OC	Periodic Labour Force Survey (PLFS)	Annual	L&ESI All Departments	P&C (DE&S)
8.5	By 2030, achieve full and productive employment and decent work for all women and men, including for young people and persons with disabilities, and equal pay for work of equal value					
8.5.1	Unemployment rate	OC	Periodic Labour Force Survey (PLFS)	Annual	All Departments	P&C (DE&S)
8.5.2	Worker Population Ratio (WPR) among male and female	OC	Periodic Labour Force Survey (PLFS)	Annual	All Departments	P&C (DE&S)
8.6	By 2020, substantially reduce the proportion of youth not in employment, education or training					
8.6.1	Unemployment rate for youth (15-29 years)	OC	Periodic Labour Force Survey (PLFS)	Annual	All Departments	P&C (DE&S)

Build resilient infrastructure, promote inclusive and sustainable industrialization and foster innovation

9 INDUSTRY, INNOVATION AND INFRASTRUCTURE



Target/ Indicator No.	OSIF Indicator	Type of Indicator	Data Source	Periodicity	Lead Department(s)	Aligned Department(s)
9.5	Enhance scientific research, upgrade the technological capabilities of industrial sectors in all countries, in particular developing countries, including, by 2030, encouraging innovation and substantially increasing the number of research and development workers per 1 million people and public and private research and development spending					
9.5.3	Number of patents granted per 1,00,000 population	OC	Department Data	Annual	S&T Industries MSME HT&H SD&TE All Departments	
9.a	Facilitate sustainable and resilient infrastructure development in developing countries through enhanced financial, technological and technical support to African countries, least developed countries, landlocked developing countries and small island developing States					
9.a.1.s	Percentage of capital outlay on infrastructure development to total state government expenditure	OP	State Budget	Annual	Finance All Departments	
9.b	Support domestic technology development, research and innovation in developing countries, including by ensuring a conducive policy environment for, inter alia, industrial diversification and value addition to commodities					
9.b.1.s	Percentage of Micro, Small & Medium Enterprises (MSMEs) assisted/ incentivised for diversification, modernization and bringing-in new technology	OP	Department Data	Annual	MSME All Departments	

Reduce inequality within and among countries

10 REDUCED INEQUALITIES



Target/ Indicator No.	OSIF Indicator	Type of Indicator	Data Source	Periodicity	Lead Department(s)	Aligned Department(s)
10.1	By 2030, progressively achieve and sustain income growth of the bottom 40 per cent of the population at a rate higher than the national average					
10.1.1	Growth rate of household expenditure per capita among the bottom 40 percent of the population	OC	National Sample Survey -Monthly Per Capita Consumer Expenditure (NSS- MPCE)	Non- Periodic	All Departments	P&C (DE&S)
10.1.2.s	Palma ratio of household expenditure	OC	National Sample Survey -Monthly Per Capita Consumer Expenditure (NSS- MPCE)	Non- Periodic	All Departments	P&C (DE&S)

Target/ Indicator No.	OSIF Indicator	Type of Indicator	Data Source	Periodicity	Lead Department(s)	Aligned Department(s)
10.3	Ensure equal opportunity and reduce inequalities of outcome, including by eliminating discriminatory laws, policies and practices and promoting appropriate legislation, policies and action in this regard					
10.3.1	Unemployment rate among SCs and STs	OC	Periodic Labour Force Survey (PLFS)	Annual	All Departments	ST&SC Devt. P&C (DE&S)
10.4	Adopt policies, especially fiscal, wage and social protection policies, and progressively achieve greater equality					
10.4.1.s	Percentage of expenditure incurred for the welfare of SCs and STs	OC	State Budget	Annual	ST&SC Devt. Finance All Department	

Ensure sustainable consumption and production patterns



Target/ Indicator No.	OSIF Indicator	Type of Indicator	Data Source	Periodicity	Lead Department(s)	Aligned Department(s)
12.7	Promote public procurement practices that are sustainable, in accordance with national policies and priorities					
12.7.1.s	Percentage of annual value of goods and services procured by state government departments/ agencies from Micro, Small & Medium Enterprises (MSMEs) located in the state	OP	Department Data	Annual	MSME	All Departments

Promote peaceful and inclusive societies for sustainable development, provide access to justice for all and build effective, accountable and inclusive institutions at all levels



Target/ Indicator No.	OSIF Indicator	Type of Indicator	Data Source	Periodicity	Lead Department(s)	Aligned Department(s)
16.6	Develop effective, accountable and transparent institutions at all levels					
16.6.1.s	Percentage of services delivered end to end online against total services provided under Odisha Right to Public Services Act, 2012 etc.	OC	Odisha Right to Public Services Act (ORTPSA)/ Department Data	Real time	All Departments	GA&PG
16.6.3.s	Percentage of services delivered against applications received within stipulated time frame under Odisha Right to Public Services Act, 2012 etc.	OC	Odisha Right to Public Services Act (ORTPSA)/ Department Data	Real time	All Departments	GA&PG

Strengthen the means of implementation and revitalize the global partnership for sustainable Development

17 PARTNERSHIPS FOR THE GOALS



Target/ Indicator No.	OSIF Indicator	Type of Indicator	Data Source	Periodicity	Lead Department(s)	Aligned Department(s)
17.1	Strengthen domestic resource mobilization, including through international support to developing countries, to improve domestic capacity for tax and other revenue collection					
17.1.1	Total government revenue as a percentage of Gross State Domestic Product (GSDP	OP	State Income Division - DE&S/ State Budget	Annual	Finance	All Departments



NOTES

A series of horizontal dotted lines for writing notes.



NOTES

A series of horizontal dotted lines for writing notes.



NOTES

A series of horizontal dotted lines for writing notes.



NOTES

A series of horizontal dotted lines for writing notes.



Planning & Convergence Department,
Government of Odisha